



Site Summary



Kings Arms YO85RG

YO85RG

Punch T&L



Work Area
York



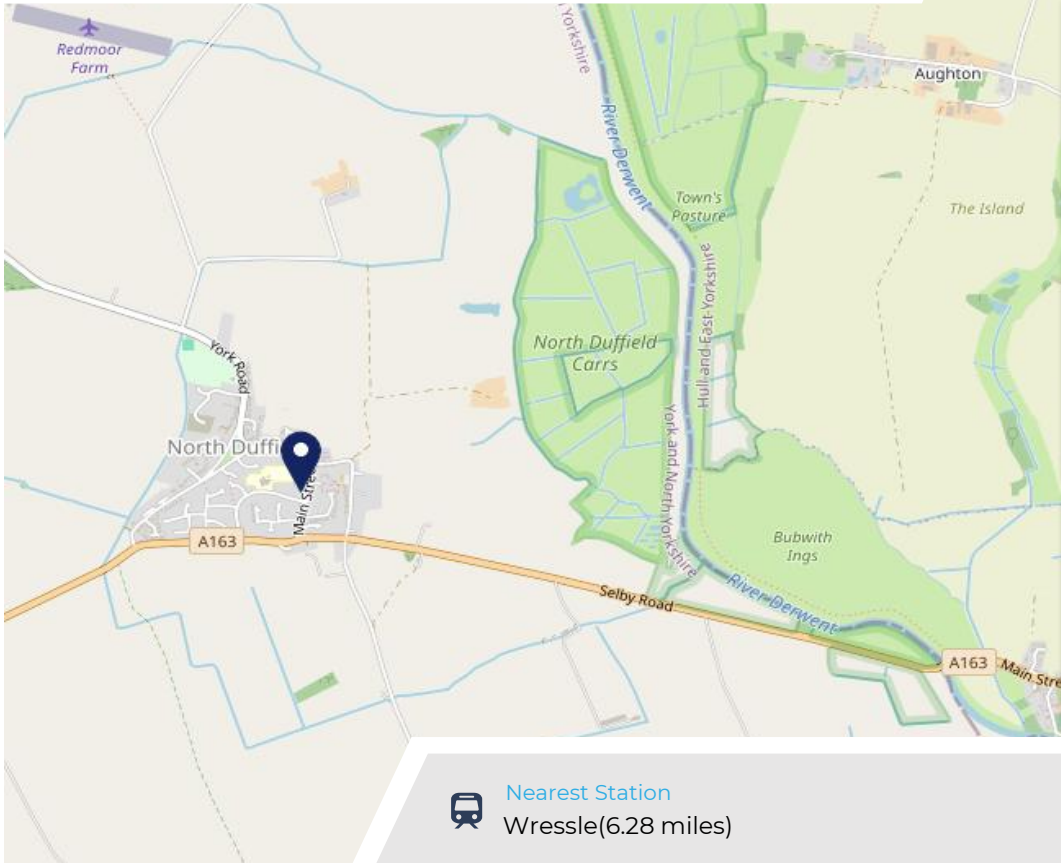
Region
Yorkshire and The Humber



TV Region
Yorkshire



Urbanicity
Rural village



ATV
£12.80



Gender
80.87%
Male



Affluence
87.83%
Middle Income



Segmentation
66.47%
Content Communities



Age Group
36.88%
45 to 54



Visit Day
24.77%
Sat

Top Competitors



Drovers Arms
YO85SF
 Star Pubs & Bars

#1



White Swan
YO86LT
 Pub Restaurant

#2



Brighton Ferry
YO86DH
 Pub Restaurant

#3

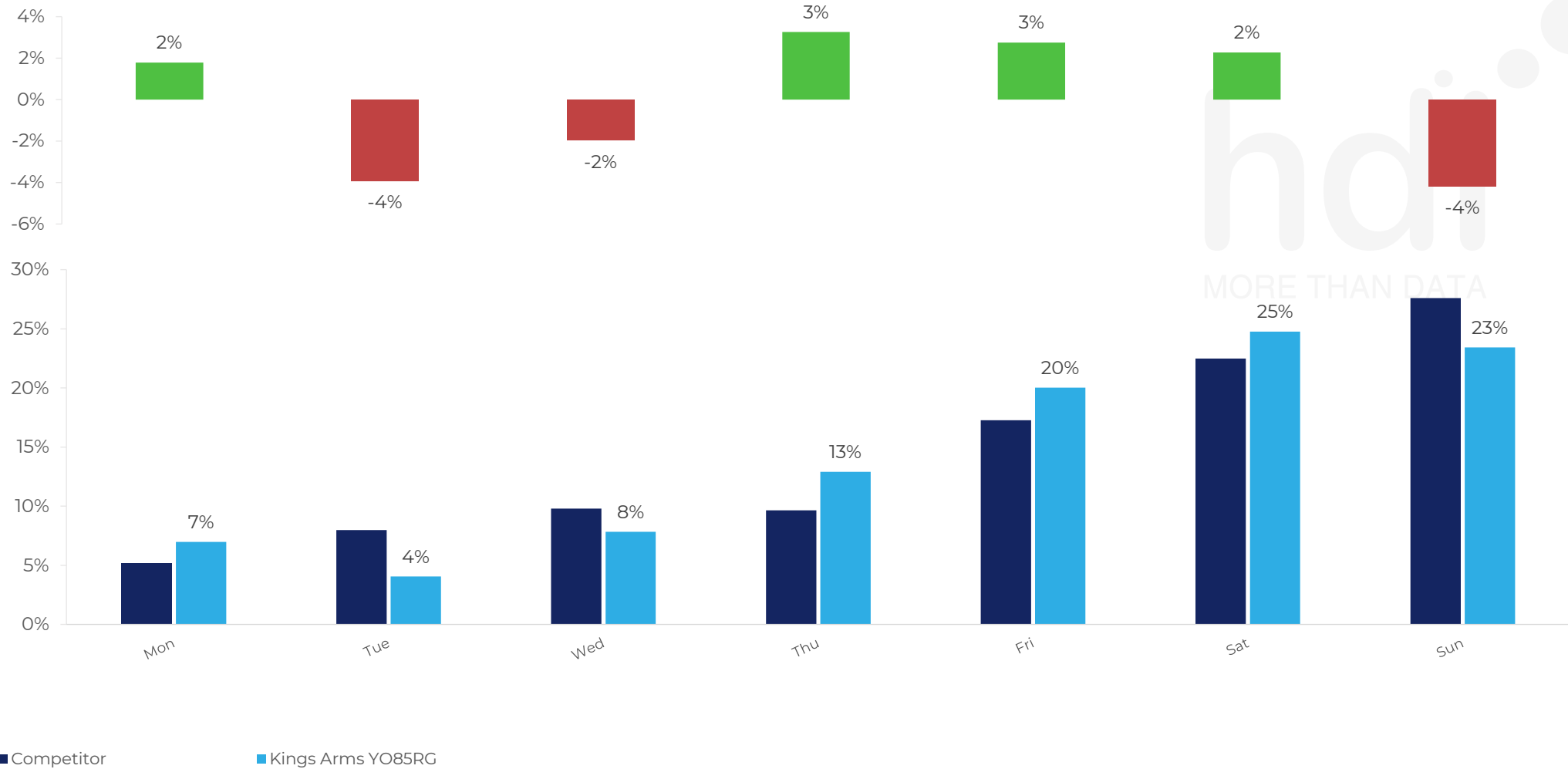


Nearest Station
Wressle(6.28 miles)

Spend by Weekpart

How is customer spend distributed throughout the week for Kings Arms YO85RG versus its competitors?

% of spend for Kings Arms YO85RG and 319 Chains in 3 Miles from 05/02/2025 - 18/03/2026 split by Day of Week

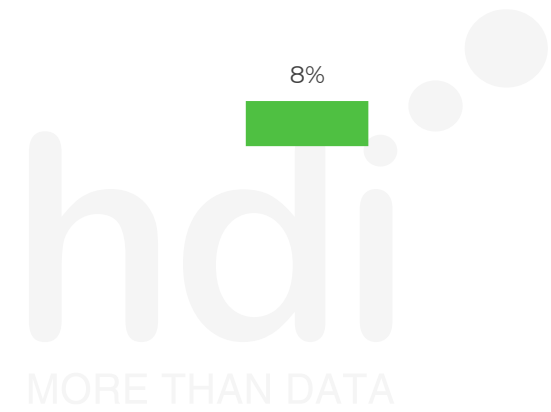
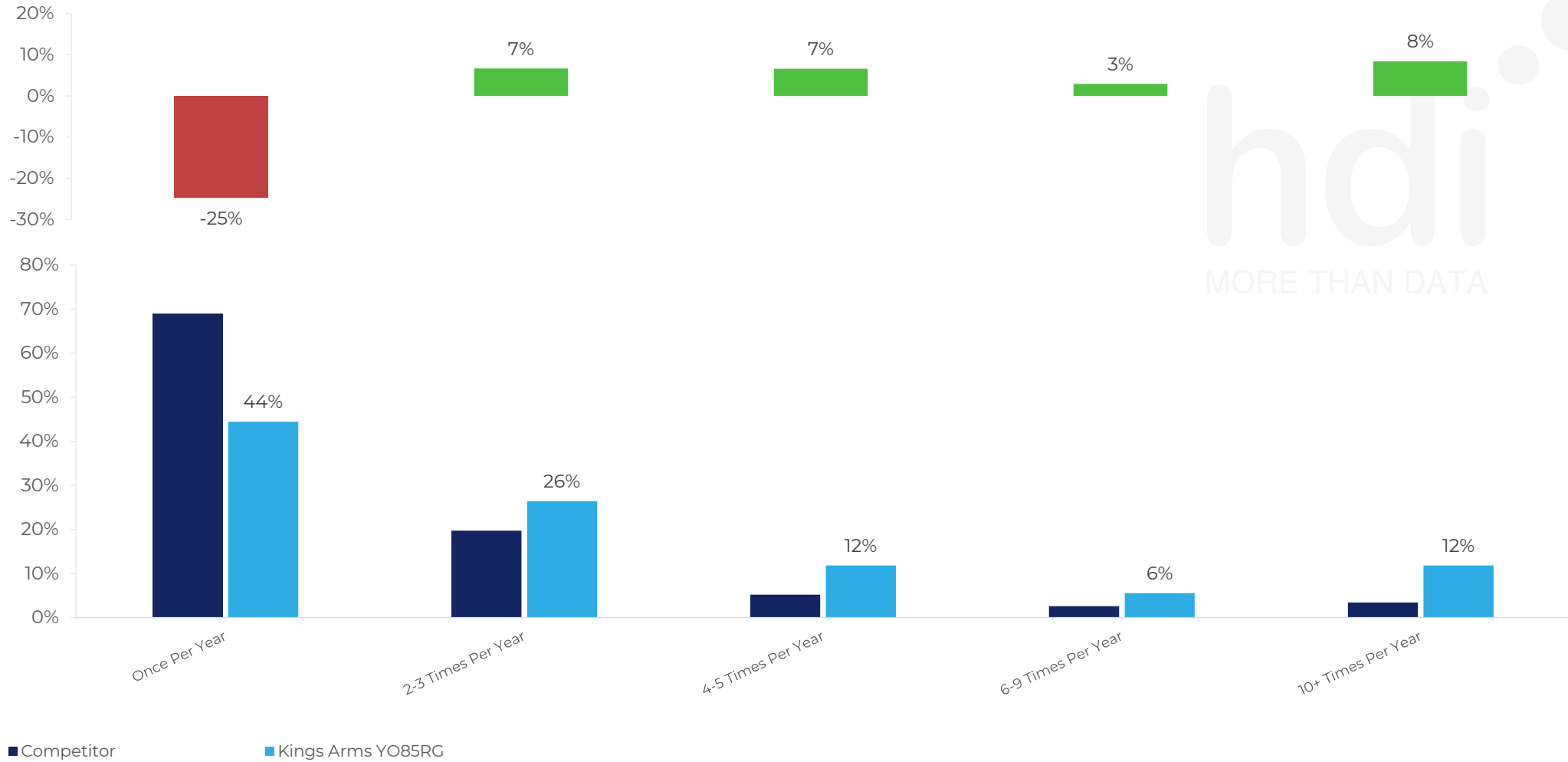




Visit Frequency

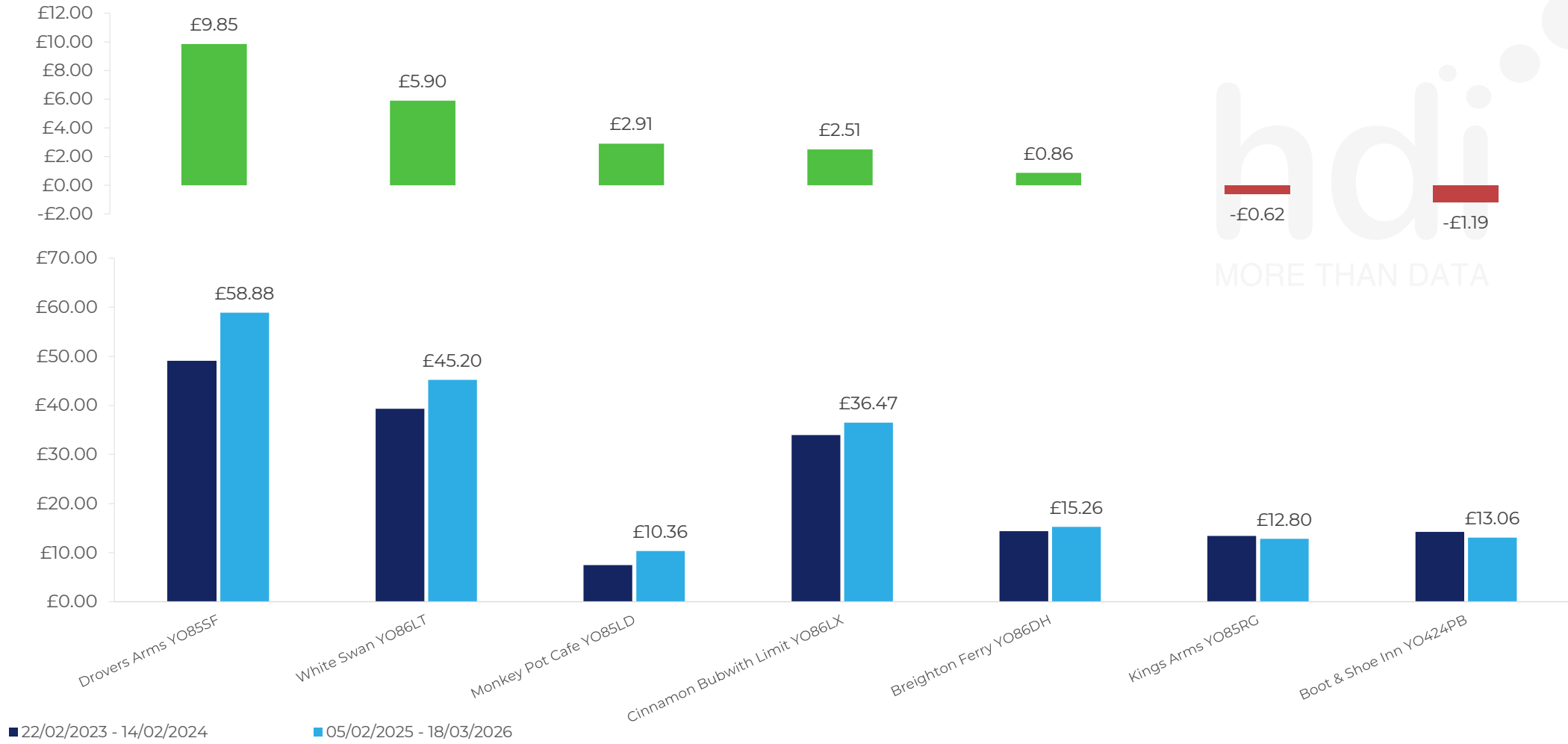
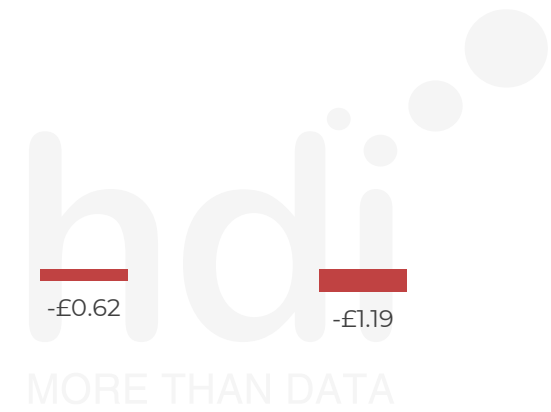
How frequently per year do customers visit Kings Arms YO85RG versus its competitors?

% of customer numbers for Kings Arms YO85RG and 319 Chains in 3 Miles from 05/02/2025 - 18/03/2026 and the number of visits made Per Annum



ATV Change

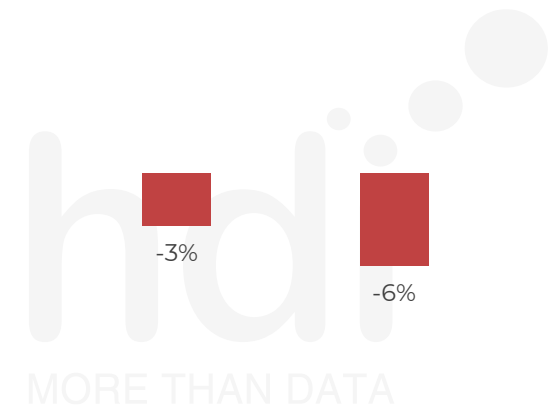
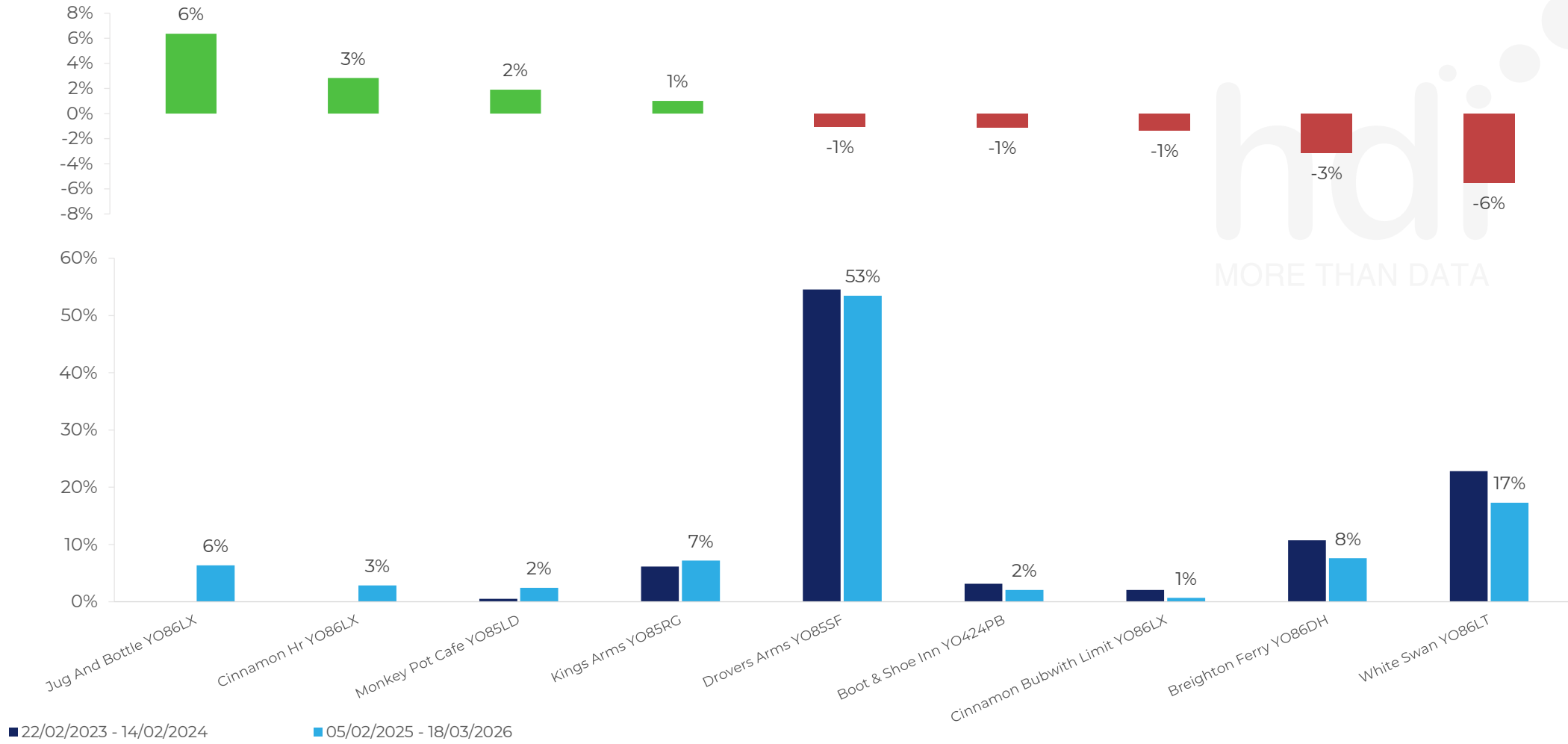
How has ATV changed between two date ranges?



Market Share Change

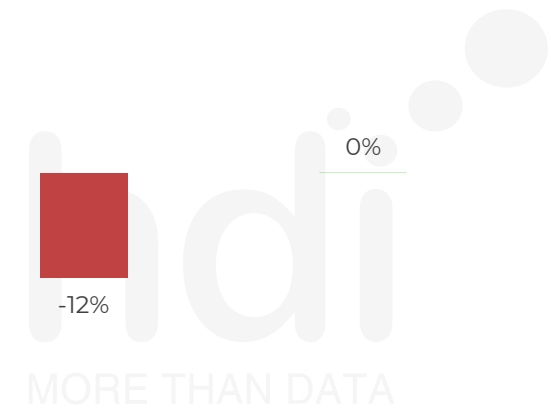
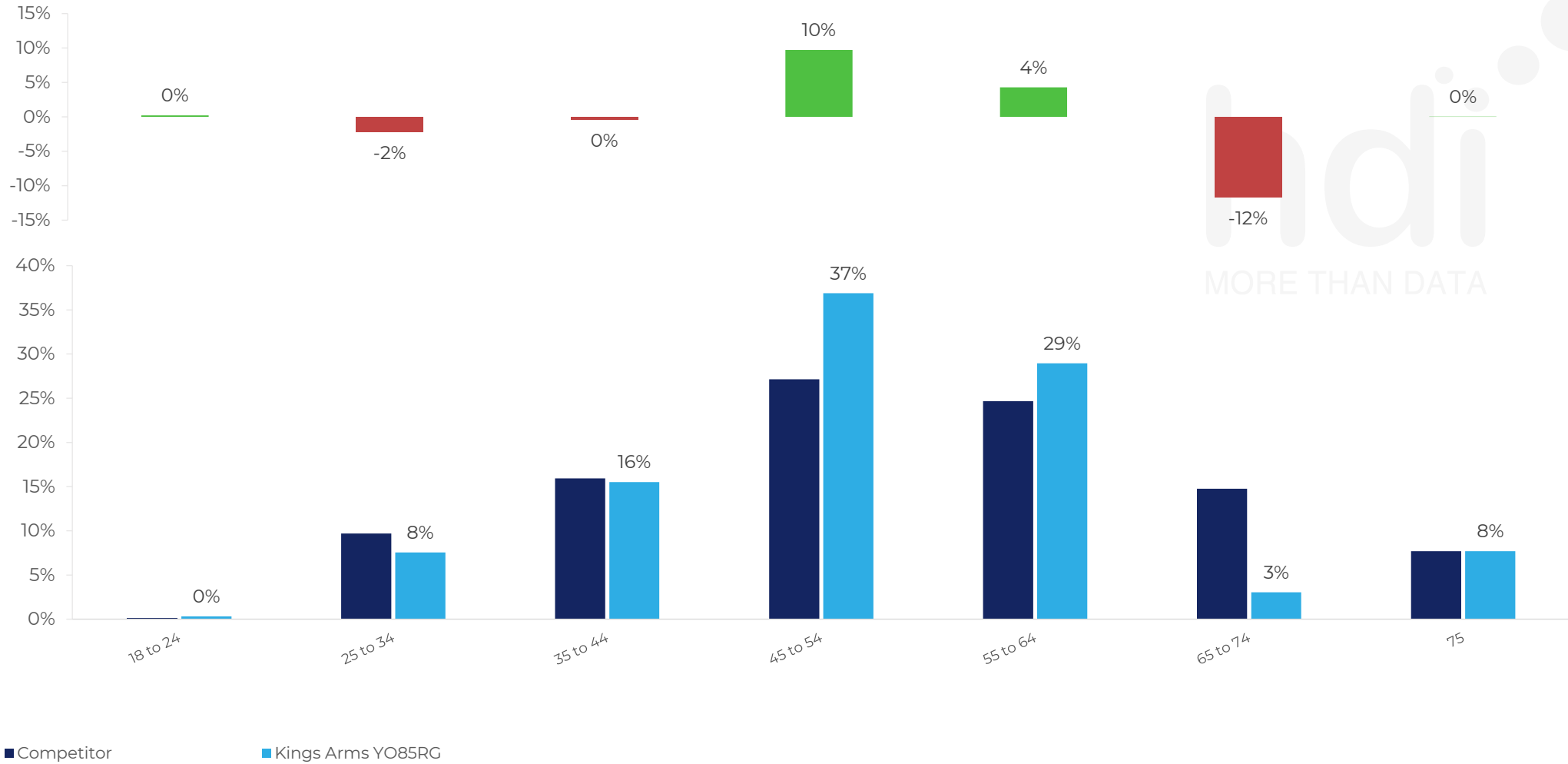
How has market share changed between two date ranges?

% of market share spend for Kings Arms YO85RG and 319 Chains in 3 Miles from 05/02/2025 - 18/03/2026



How does the age profile of customers who visit Kings Arms YO85RG compare versus its competitors?

% of spend for Kings Arms YO85RG and 319 Chains in 3 Miles from 05/02/2025 - 18/03/2026 split by Age Range



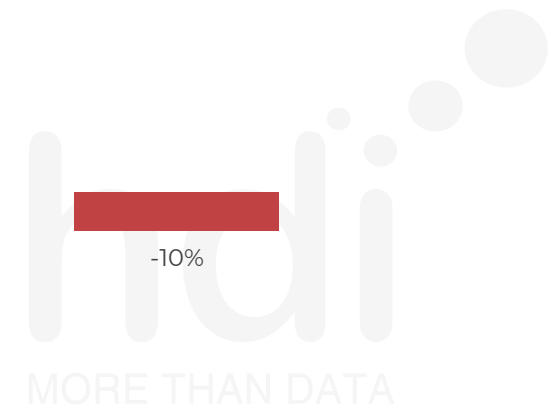
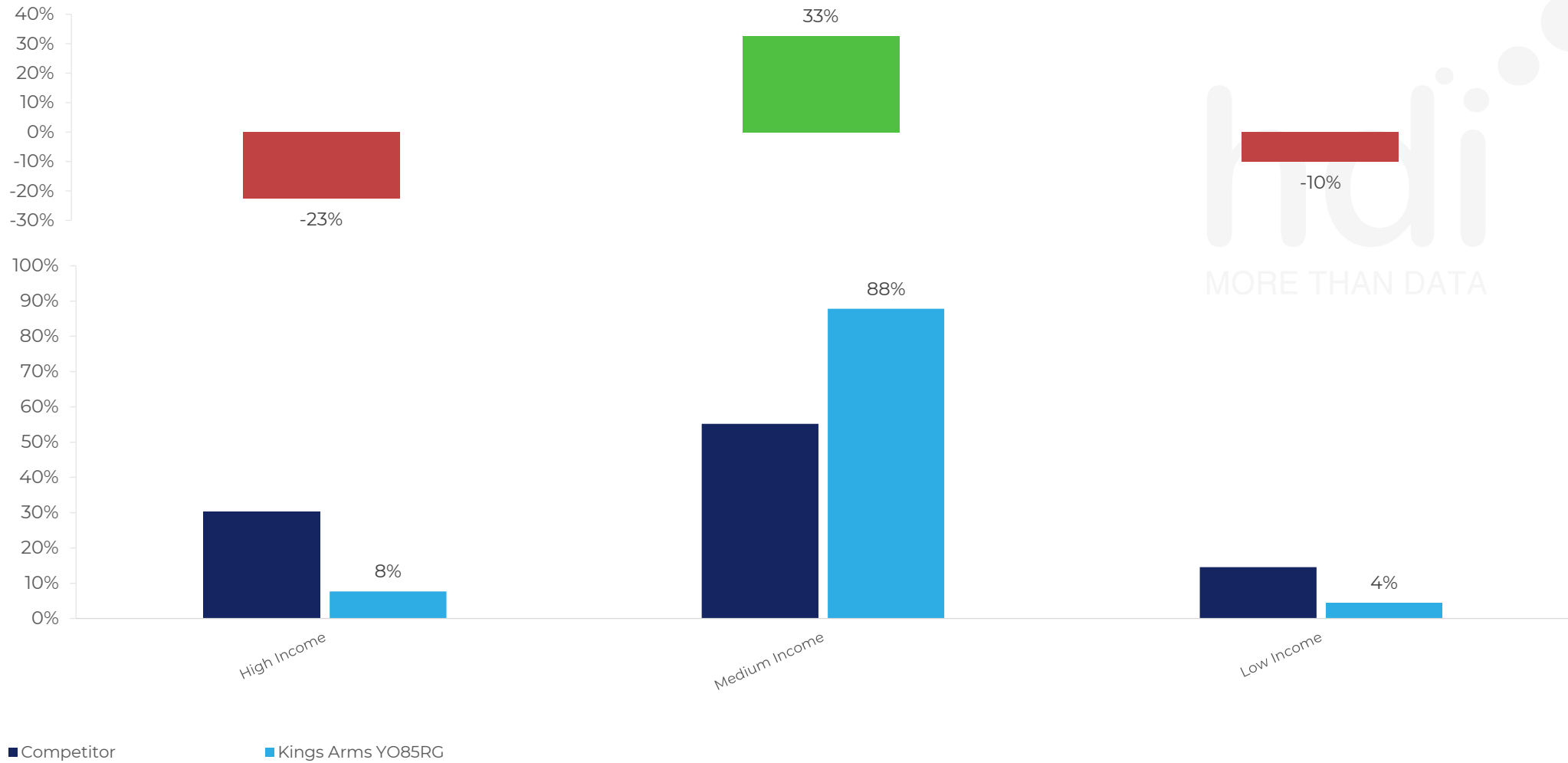
■ Competitor

■ Kings Arms YO85RG

Affluence

How does the affluence of customers who visit Kings Arms YO85RG compare versus its competitors?

% of spend for Kings Arms YO85RG and 319 Chains in 3 Miles from 05/02/2025 - 18/03/2026 split by Affluence

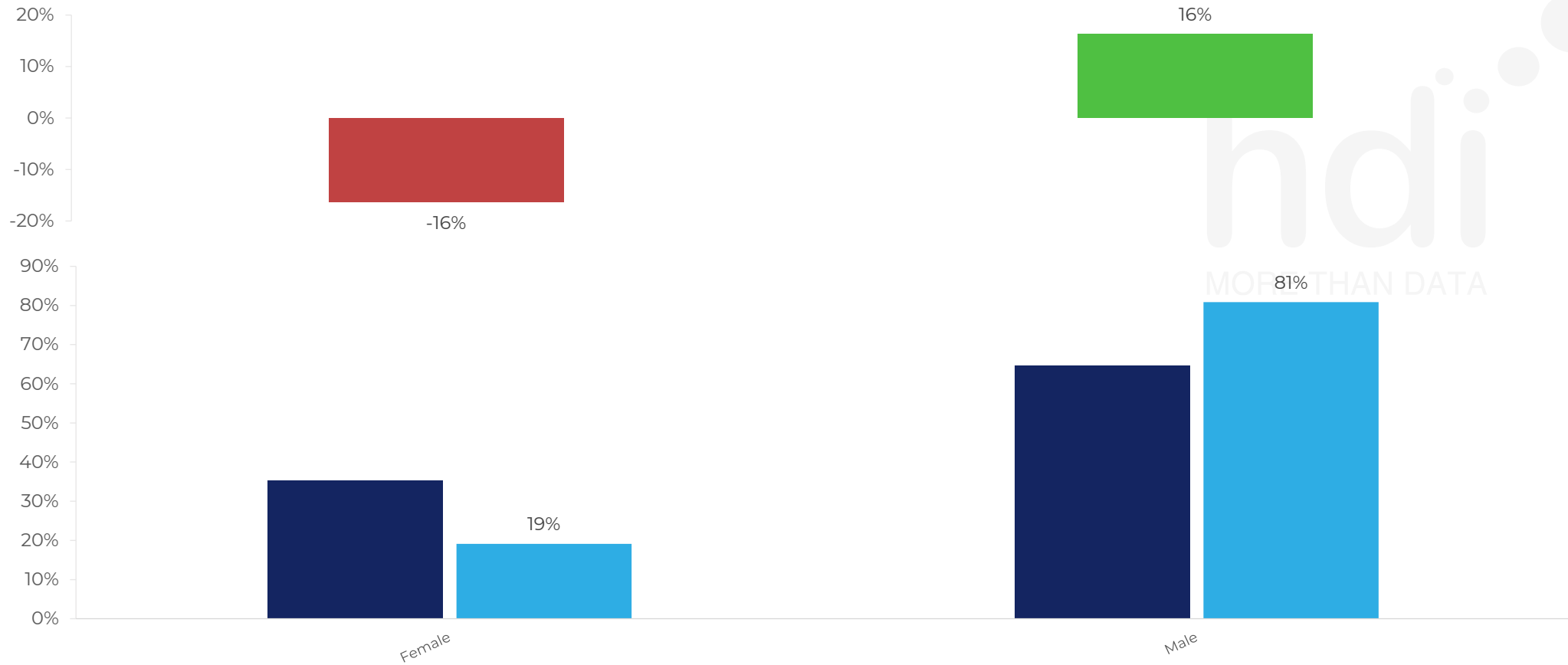




Gender

How does the gender profile of customers who visit Kings Arms YO85RG compare versus its competitors?

% of spend for Kings Arms YO85RG and 319 Chains in 3 Miles from 05/02/2025 - 18/03/2026 split by Gender



■ Competitor

■ Kings Arms YO85RG

SEGMENT SNAPSHOTS

1 – Family Familiar

- Value-oriented family groups who are particularly prevalent in the Midlands and the North.
- These customers more regularly visit McDonalds or Nandos or order Just Eat but do occasionally use suburban pubs for eating – particularly on a Sunday.
- Great value is essential with menu preferences for grilled meat, the kids menu and soft drinks.



2 – Occasional & Local

- Occasional & Local are lower frequency habitual drink-led customers.
- These value-oriented customers typically drink in lower priced suburban locations midweek.
- Occasional & Local favour recognised mainstream drinks brands such as Carling, Fosters, John Smiths or Smirnoff.



3 – Mid-week Seniors

- Mid-week Grey Social customers are older customers who prefer a peaceful pub – typically visiting midweek daytime and often avoiding busy events.
- These customers are of varying affluence.
- They prefer classic menu items such as fish and chips and hunters chicken with a lean towards cask ale, hot drinks and wines.



4 – PART OF THE PUB

- Part of the Pub customers are very habitual value-oriented drink-led customers.
- They drink in their local pub during the week with a preference for mainstream draught (Carling, Fosters, John Smiths, Strongbow) and recognised brands such as Bud, Smirnoff and Jamesons.
- These customers are more likely to visit betting shops, off licences and watch live football.



5 – METRO SOPHISTICATES

- Metro Sophisticates are younger, more affluent guests often found in and around larger cities.
- These customers favour more premium venues and tend to make healthier, more ethical choices.
- Living active lives, Metro Sophisticates will choose more premium brands such as Neck Oil, Fever Tree and Bombay Sapphire. They're interested in vegetarian / vegan menu options.



6 – YOUNG & CONNECTED

- Young & Connected customers are typically younger, less affluent customers. They favour branded businesses and have high online usage
- They tend to use lower-priced pubs in high street locations with a preference for spirits, cocktails, shots and burgers in Punch sites.
- Young & Connected customers are responsive to events in the pub, e.g. live sport, bank holidays.



7 - Bubbly Weekenders

- Bubbly Weekenders are slightly health-conscious younger customers who confine their pub use to high street venues at the weekend.
- Disproportionately female, Bubbly Weekenders favour spirits, cocktails and shots when in Punch sites.
- If eating, they've an interest in vegetarian / vegan dishes and have a preference for chicken burgers.



8 – UPMARKET DINERS

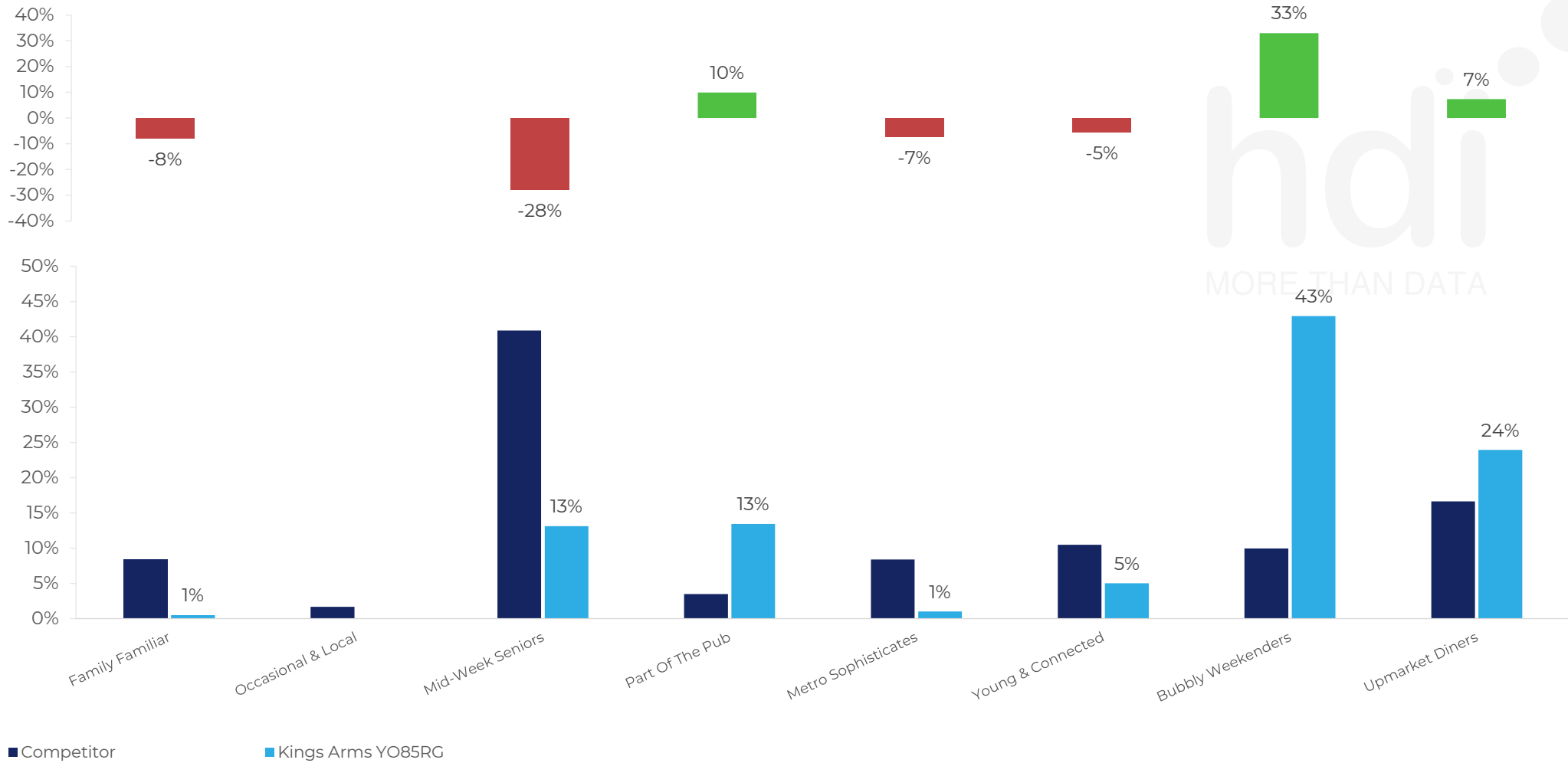
- Upmarket Diners are affluent, older guests who tend to visit higher-priced rural pubs during the daytime (often Sunday) for food.
- These active customers make healthy, ethical choices and aren't overly price conscious.
- When with Punch, Upmarket Diners are more likely to buy a roast or a special. If buying drinks, they lean towards wine, hot drinks and softs.



Punch Segmentation

How does the Custom segmentation profile of customers who visit Kings Arms YO85RG compare versus its competitors?

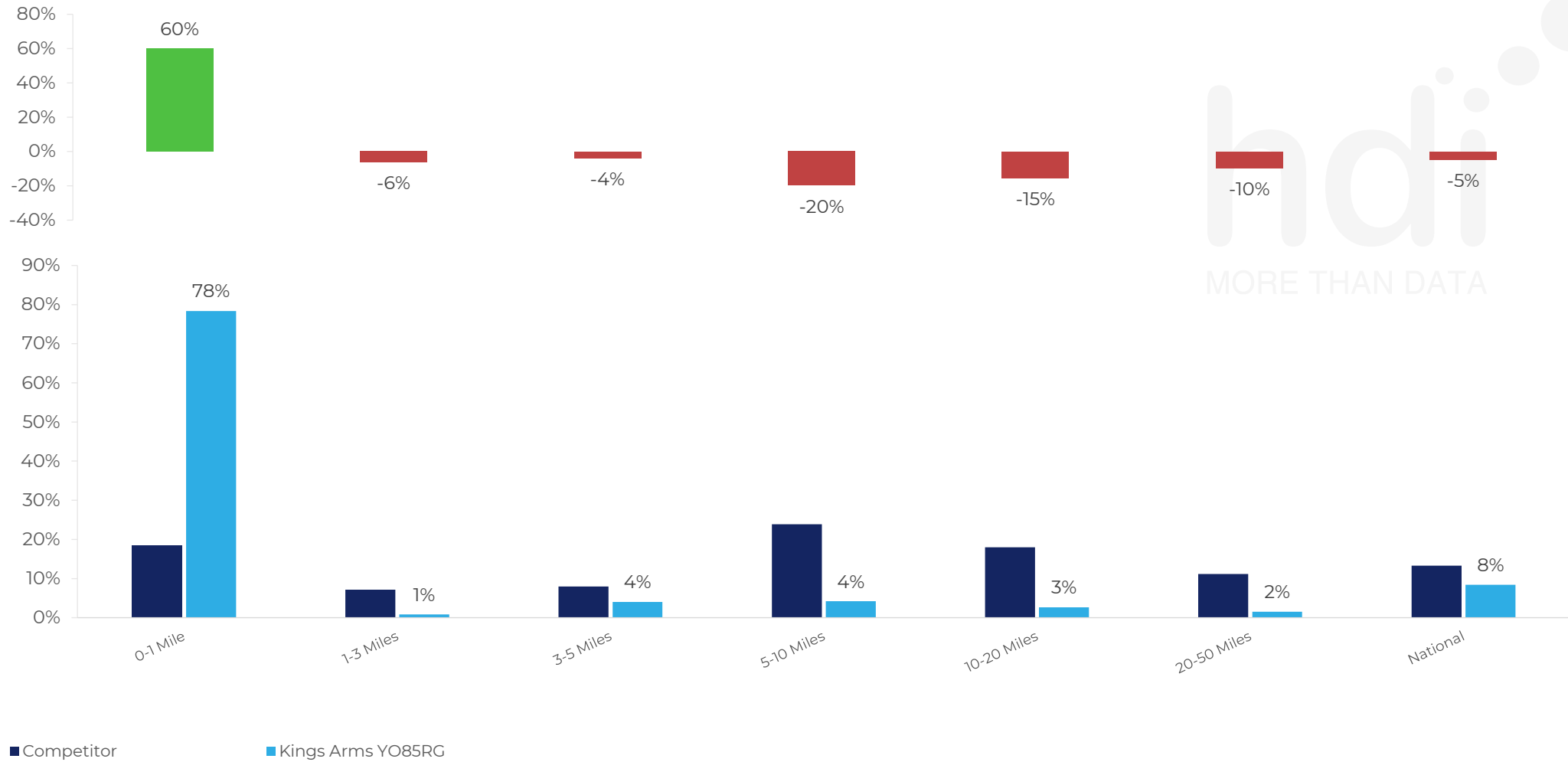
% of spend for Kings Arms YO85RG and 319 Chains in 3 Miles from 05/02/2025 - 18/03/2026 split by Segment



Spend by Distance

How does the spend profile of Kings Arms YO85RG compare versus its competitors based on travel distances?

% of spend for Kings Arms YO85RG and 319 Chains in 3 Miles from 05/02/2025 - 18/03/2026 split by Distance travelled

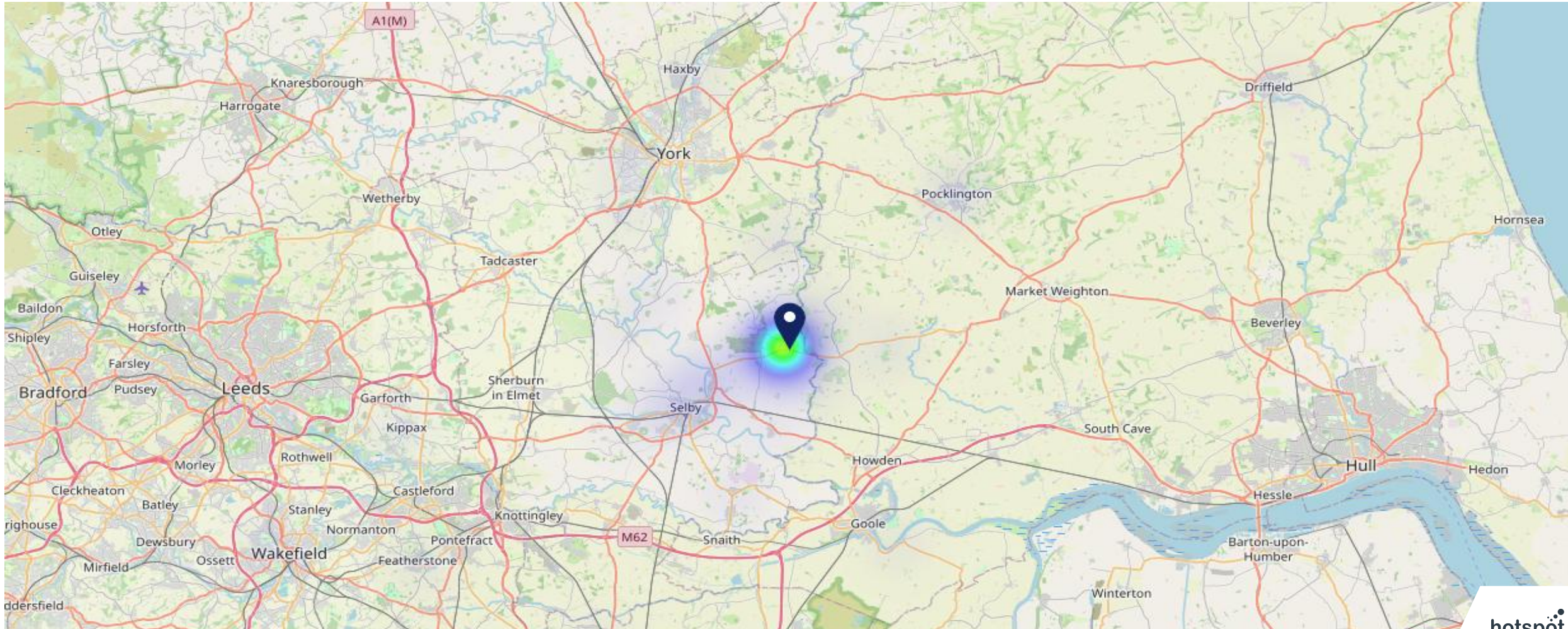




Map of Guest Origin

Where do customers of Kings Arms YO85RG come from?

Where do customers of Kings Arms YO85RG for 05/02/2025 - 18/03/2026 live

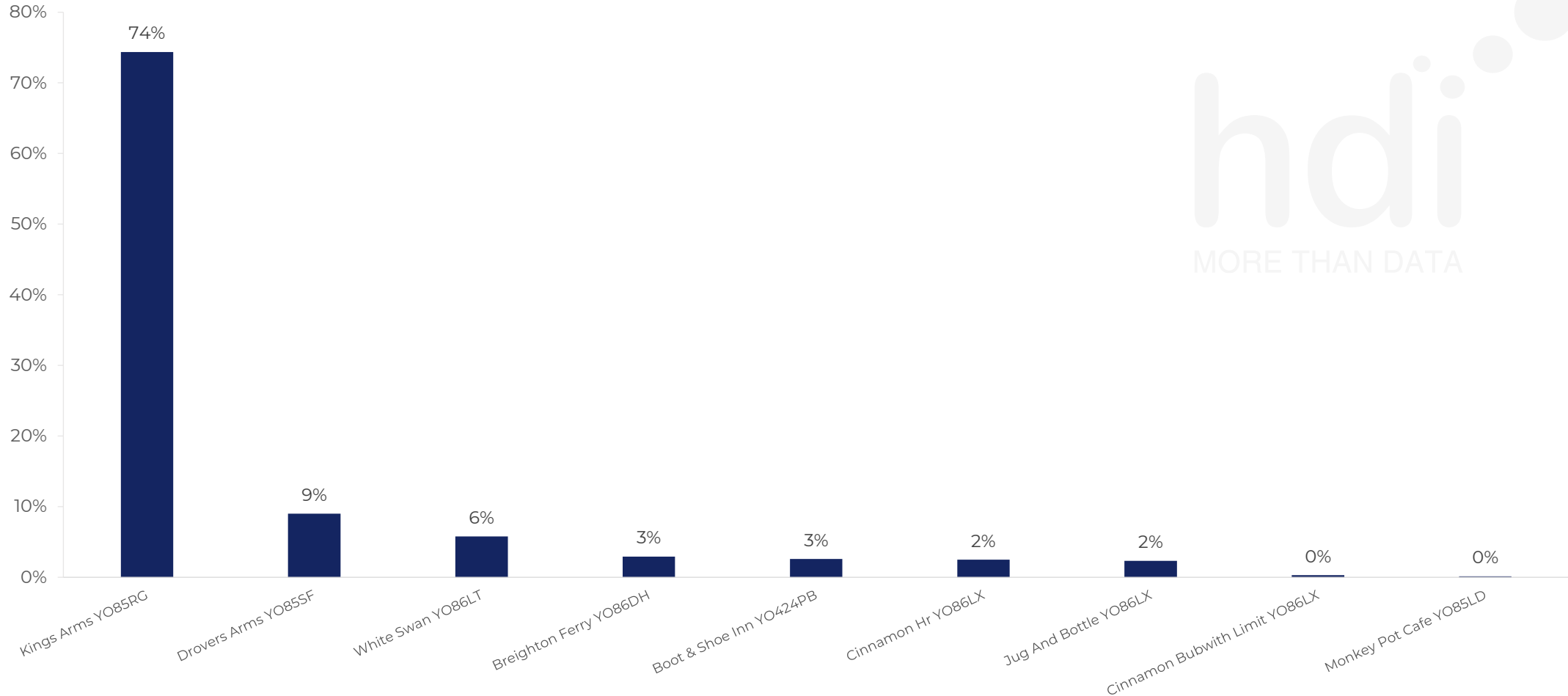




Share of Wallet

What are the Top 20 venues (by spend) that customers of Kings Arms YO85RG also visit?

For customers of Kings Arms YO85RG, who are the top 20 competitors from 319 Chains in 3 Miles for 05/02/2025 - 18/03/2026 split by Venue

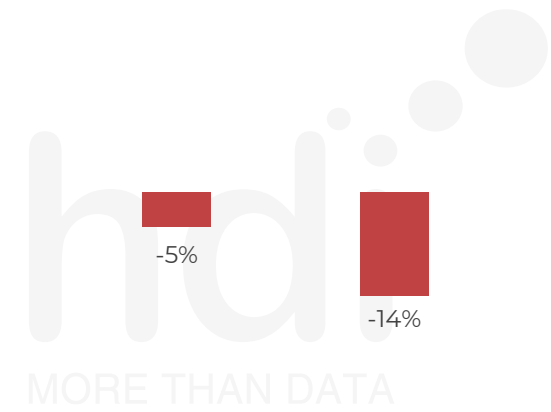
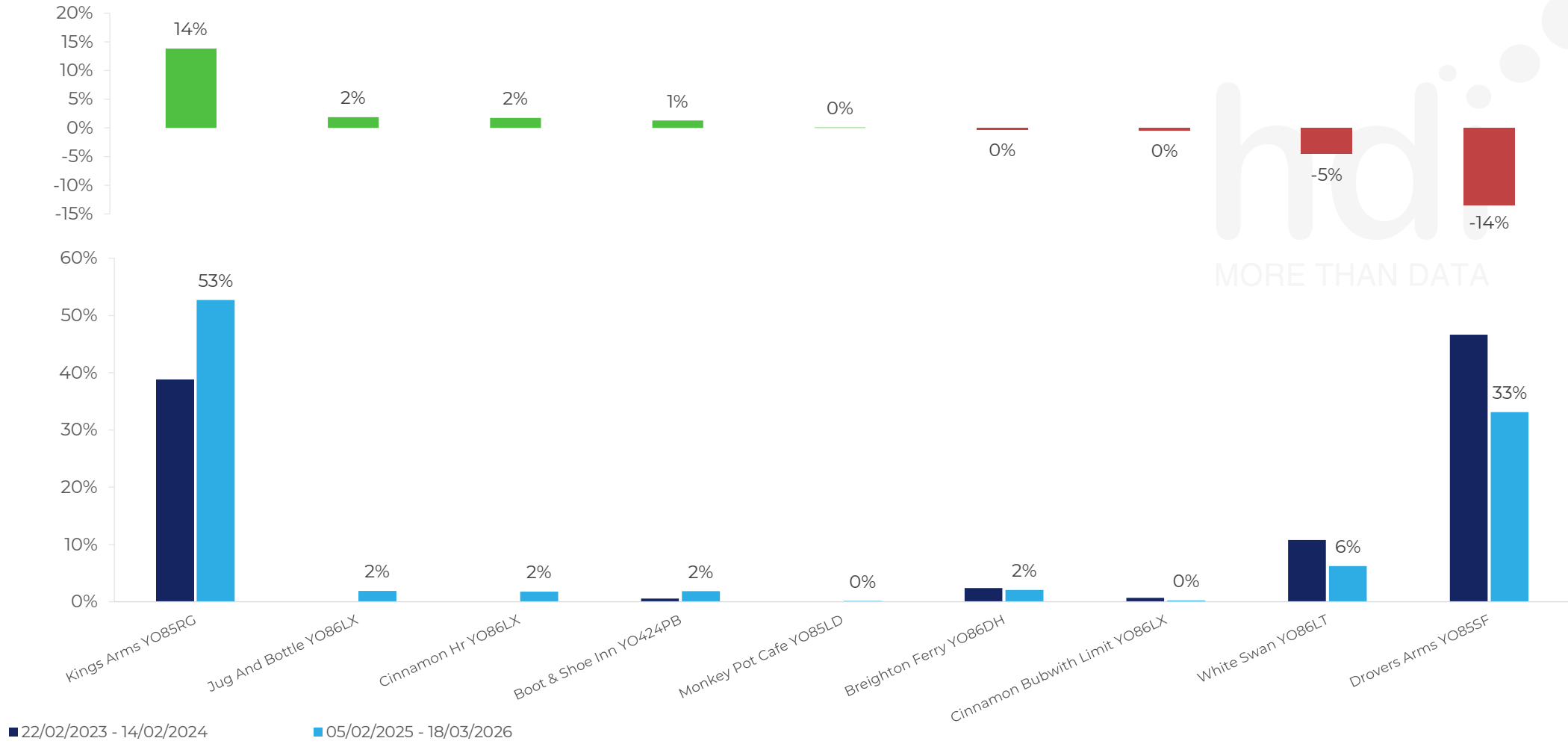


hdi
MORE THAN DATA



Share of Wallet Change

How has share of wallet of customers of Kings Arms YO85RG changed between two date ranges?



■ 22/02/2023 - 14/02/2024

■ 05/02/2025 - 18/03/2026



Market Summary

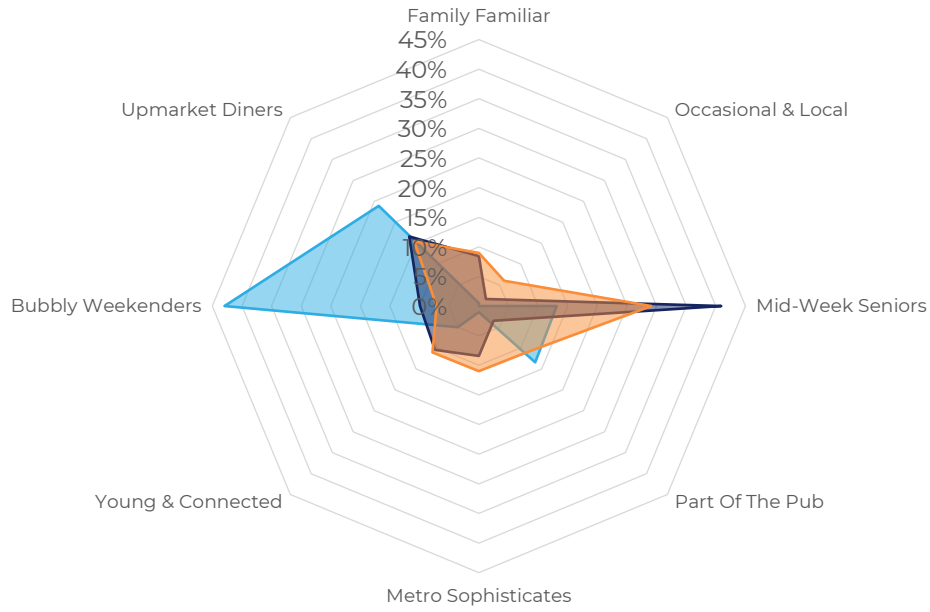
How does the local area for Kings Arms YO85RG compare to the national average (1 = low, 10 = high)

Data Type	Name	Spend in 250m	250m Spend vs National	Spend in 500m	500m Spend vs National	Spend in 1 mile	1 mile Spend vs National	Spend in 3 miles	3 mile Spend vs National
Total	Annual Sales	£135K	2	£135K	1	£135K	1	£1.95M	1
Weekpart	Mon - Thu	34.1%	2	34.1%	2	34.1%	1	32.8%	1
Weekpart	Fri - Sat	44.3%	6	44.3%	6	44.3%	7	40.3%	3
Weekpart	Sun	21.6%	10	21.6%	10	21.6%	10	26.9%	10
Age	18 to 24	0.4%	1	0.4%	1	0.4%	1	0.1%	1
Age	25 to 34	7.3%	1	7.3%	1	7.3%	1	9.7%	1
Age	35 to 44	15.1%	1	15.1%	1	15.1%	1	15.3%	1
Age	45 to 54	37.7%	10	37.7%	10	37.7%	10	28.1%	10
Age	55 to 64	28.3%	10	28.3%	10	28.3%	10	24.4%	10
Age	65 to 74	3.7%	3	3.7%	2	3.7%	2	14.4%	10
Age	75+	7.6%	10	7.6%	10	7.6%	10	8.0%	10
CAMEO	Business Elite	1.1%	1	1.1%	1	1.1%	1	11.2%	7
CAMEO	Prosperous Professionals	4.5%	4	4.5%	4	4.5%	3	10.4%	9
CAMEO	Flourishing Society	0.3%	1	0.3%	1	0.3%	1	7.4%	2
CAMEO	Content Communities	68.8%	10	68.8%	10	68.8%	10	24.7%	10
CAMEO	White Collar Neighbourhoods	3.9%	1	3.9%	1	3.9%	1	8.5%	2
CAMEO	Enterprising Mainstream	13.6%	9	13.6%	9	13.6%	9	11.1%	8
CAMEO	Paying The Mortgage	4.6%	1	4.6%	1	4.6%	1	12.7%	4
CAMEO	Cash Conscious Communities	2.1%	1	2.1%	1	2.1%	1	8.6%	5
CAMEO	On A Budget	0.7%	1	0.7%	1	0.7%	1	1.8%	1
CAMEO	Family Value	0.5%	2	0.5%	1	0.5%	1	3.8%	6
Affluence	AB	5.9%	1	5.9%	1	5.9%	1	28.9%	5
Affluence	C1C2	90.9%	10	90.9%	10	90.9%	10	56.9%	9
Affluence	DE	3.3%	1	3.3%	1	3.3%	1	14.2%	3



Local Market Profile

Mix of spend by customer segment in Punch site and local market



	Customer Count	Family Familiar	Occasional & Local	Mid-Week Seniors	Part Of The Pub	Metro Sophisticates	Young & Connected	Bubbly Weekenders	Upmarket Diners
Kings Arms	25	0.50%	0.00%	13.14%	13.42%	1.00%	5.02%	42.94%	23.94%
Local Catchment	349	8.42%	1.67%	40.90%	3.50%	8.41%	10.47%	9.96%	16.63%
Punch T&L	100621	8.98%	6.07%	29.12%	11.12%	10.98%	11.09%	7.14%	15.45%
Kings Arms vs Local Catchment		-7.92%	0.00%	-27.76%	9.92%	-7.41%	-5.45%	32.98%	7.31%
Kings Arms vs Punch T&L		-8.48%	0.00%	-15.98%	2.30%	-9.98%	-6.07%	35.80%	8.49%
Local Catchment vs Punch T&L		-0.56%	-4.40%	11.78%	-7.62%	-2.57%	-0.62%	2.82%	1.18%

■ Kings Arms

■ Local Catchment

■ Punch T&L