



### Site Summary



## Grey Horses Inn S819EW

S819EW

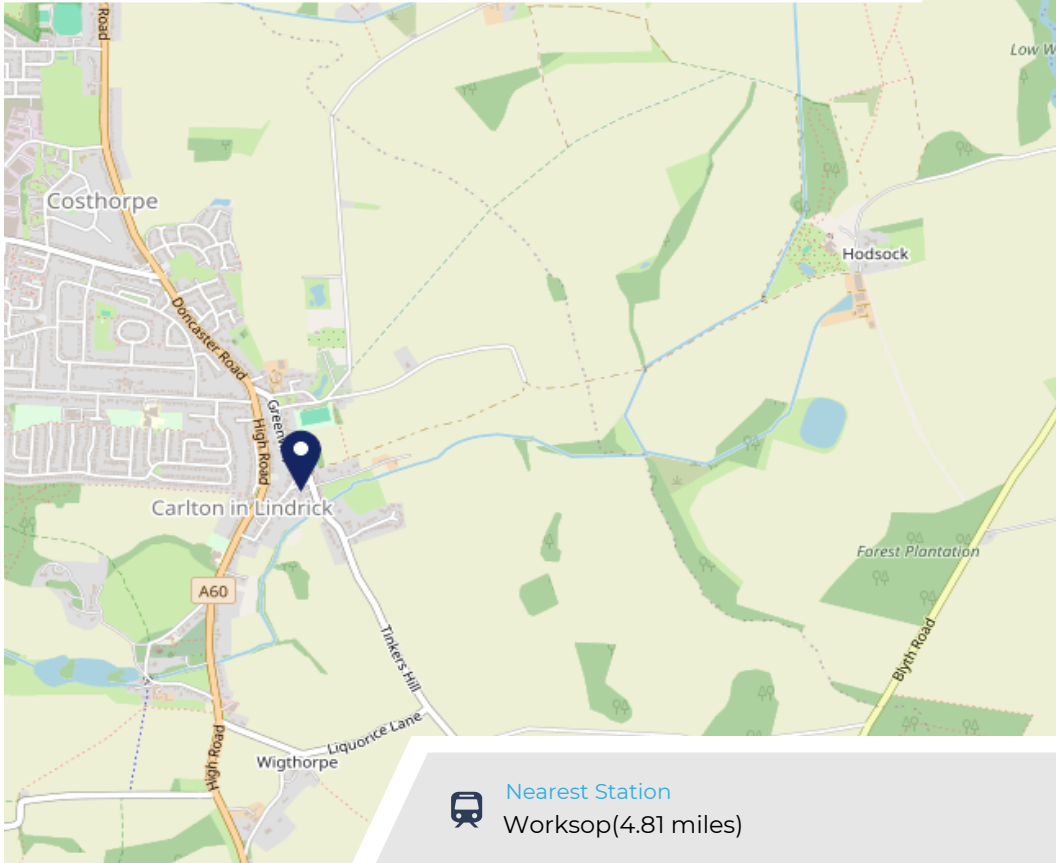
Punch T&L

**Work Area**  
Worksop and Retford

**Region**  
East Midlands

**TV Region**  
Yorkshire

**Urbanicity**  
Rural town and fringe



ATV  
**£10.89**



Gender  
**76.15%**  
Male



Affluence  
**73.54%**  
Middle Income



Segmentation  
**30.18%**  
Paying The Mortgage



Age Group  
**32.00%**  
45 to 54



Visit Day  
**25.52%**  
Fri

### Top Competitors



**Sherwood Ranger**  
S819EA  
 Star Pubs & Bars

**#1**



**Romans Rest (Worksop)**  
S817AZ  
 Flaming Grill

**#2**



**Blue Bell**  
S819DT  
 Thwaites

**#3**

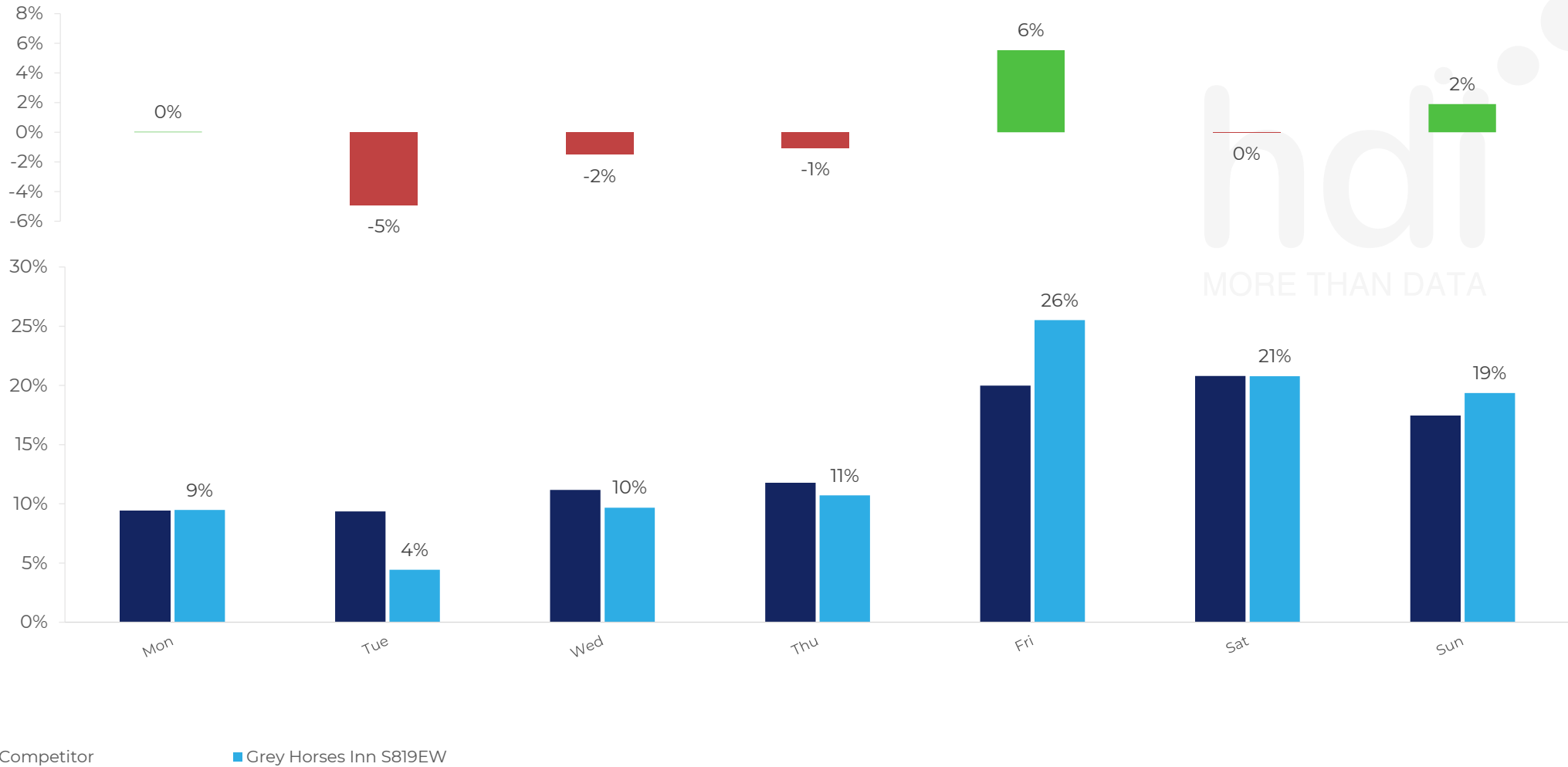


**Nearest Station**  
Worksop(4.81 miles)

Spend by Weekpart

How is customer spend distributed throughout the week for Grey Horses Inn S819EW versus its competitors?

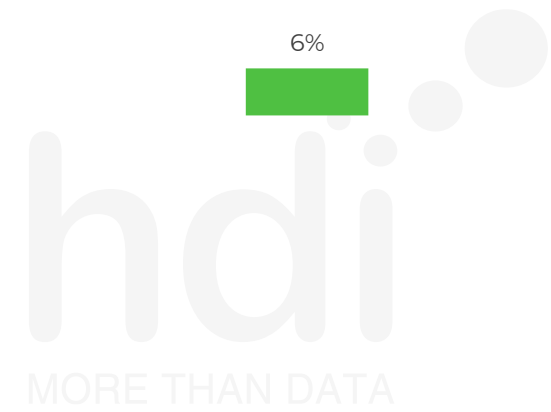
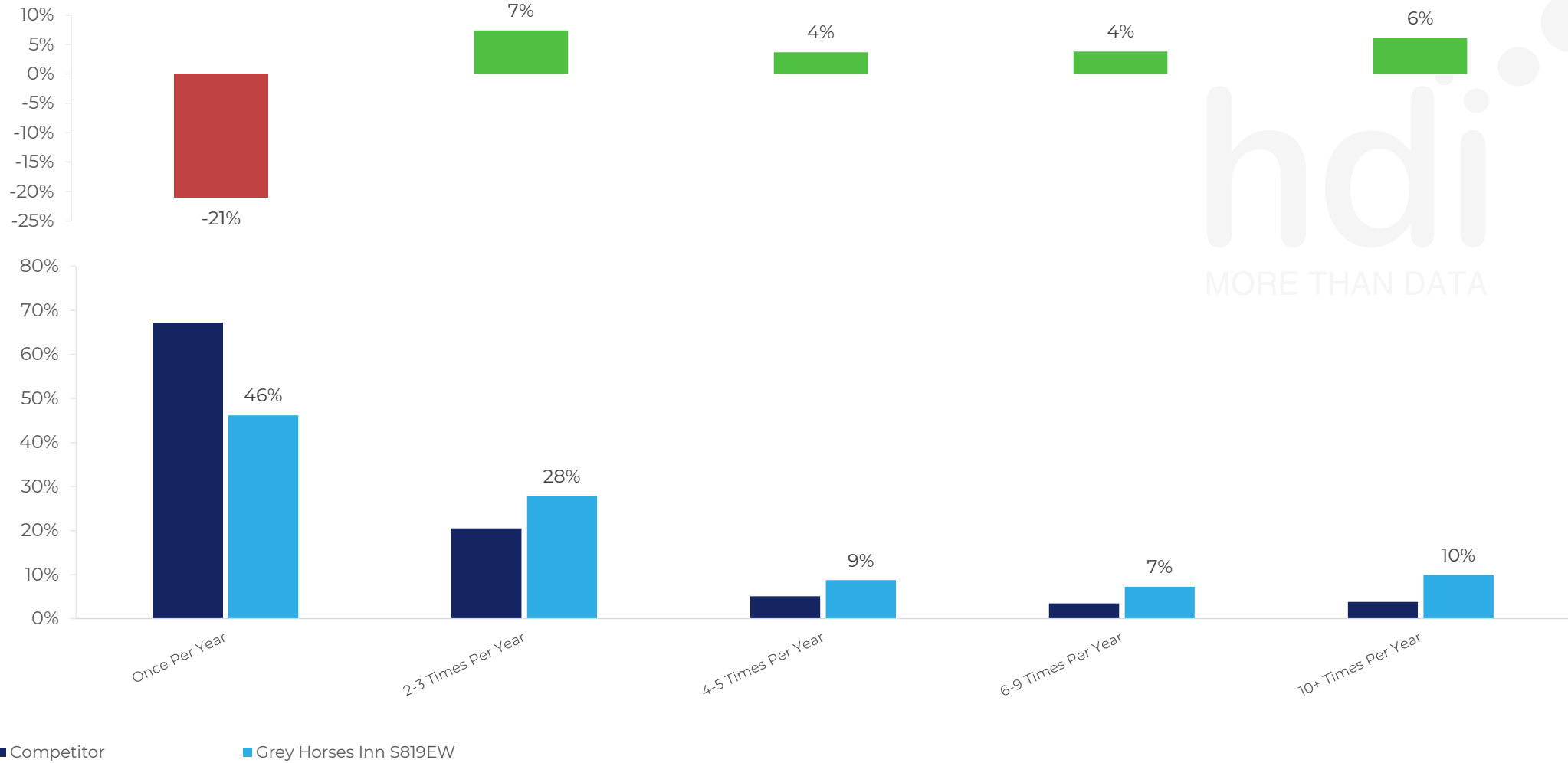
% of spend for Grey Horses Inn S819EW and 319 Chains in 3 Miles from 08/01/2025 - 31/12/2025 split by Day of Week



Visit Frequency

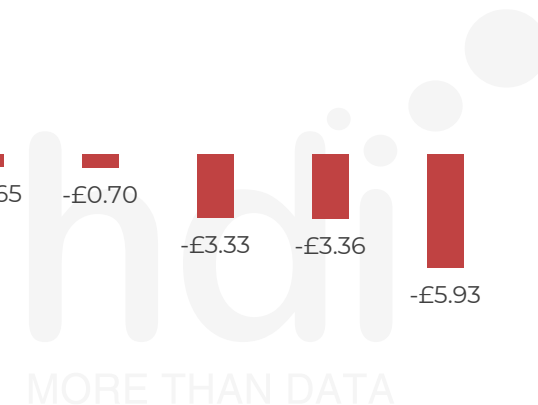
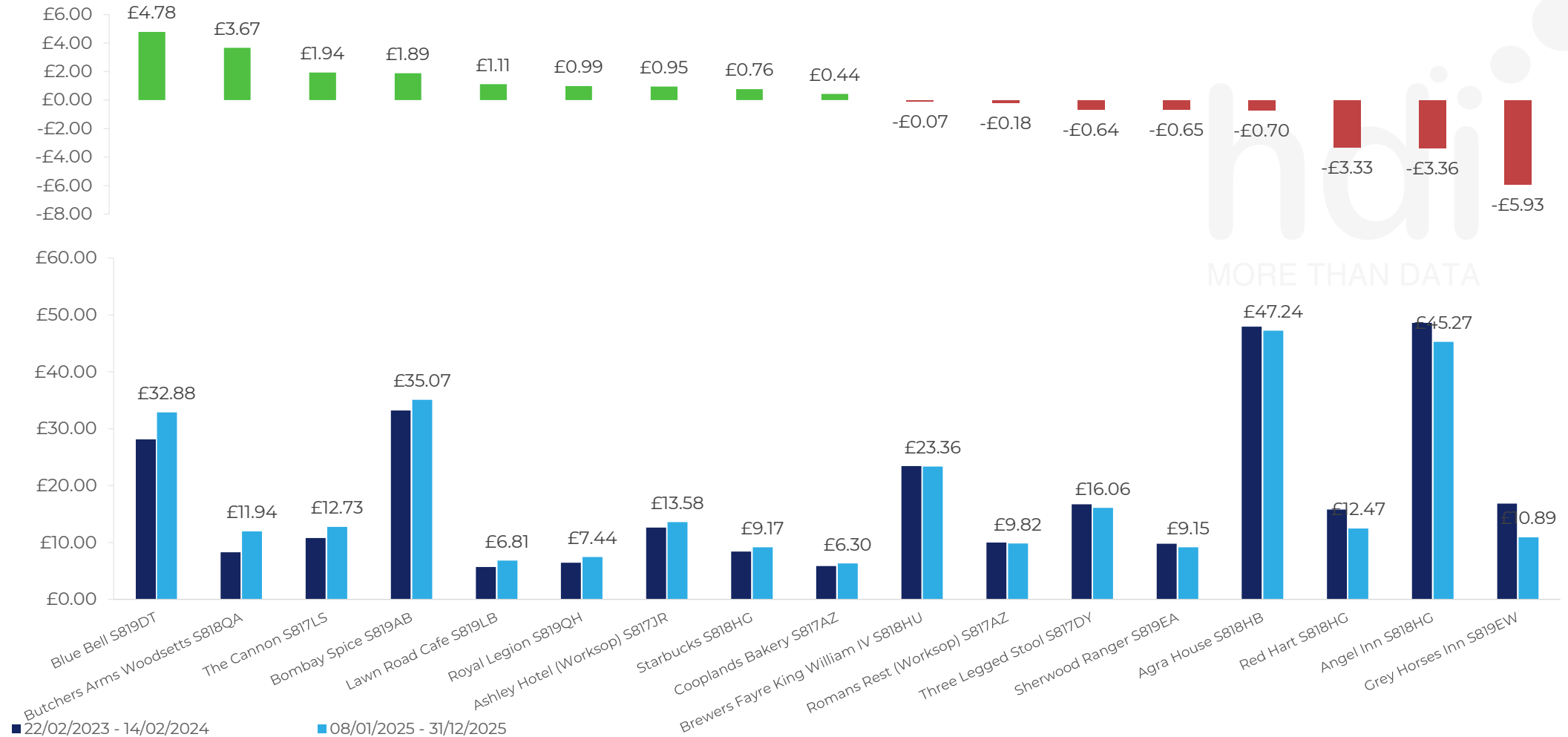
How frequently per year do customers visit Grey Horses Inn S819EW versus its competitors?

% of customer numbers for Grey Horses Inn S819EW and 319 Chains in 3 Miles from 08/01/2025 - 31/12/2025 and the number of visits made Per Annum



ATV Change

How has ATV changed between two date ranges?

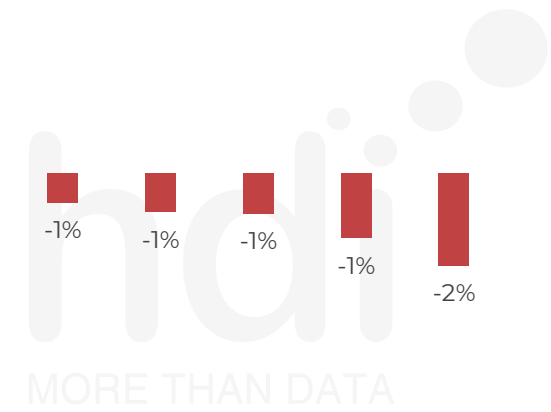
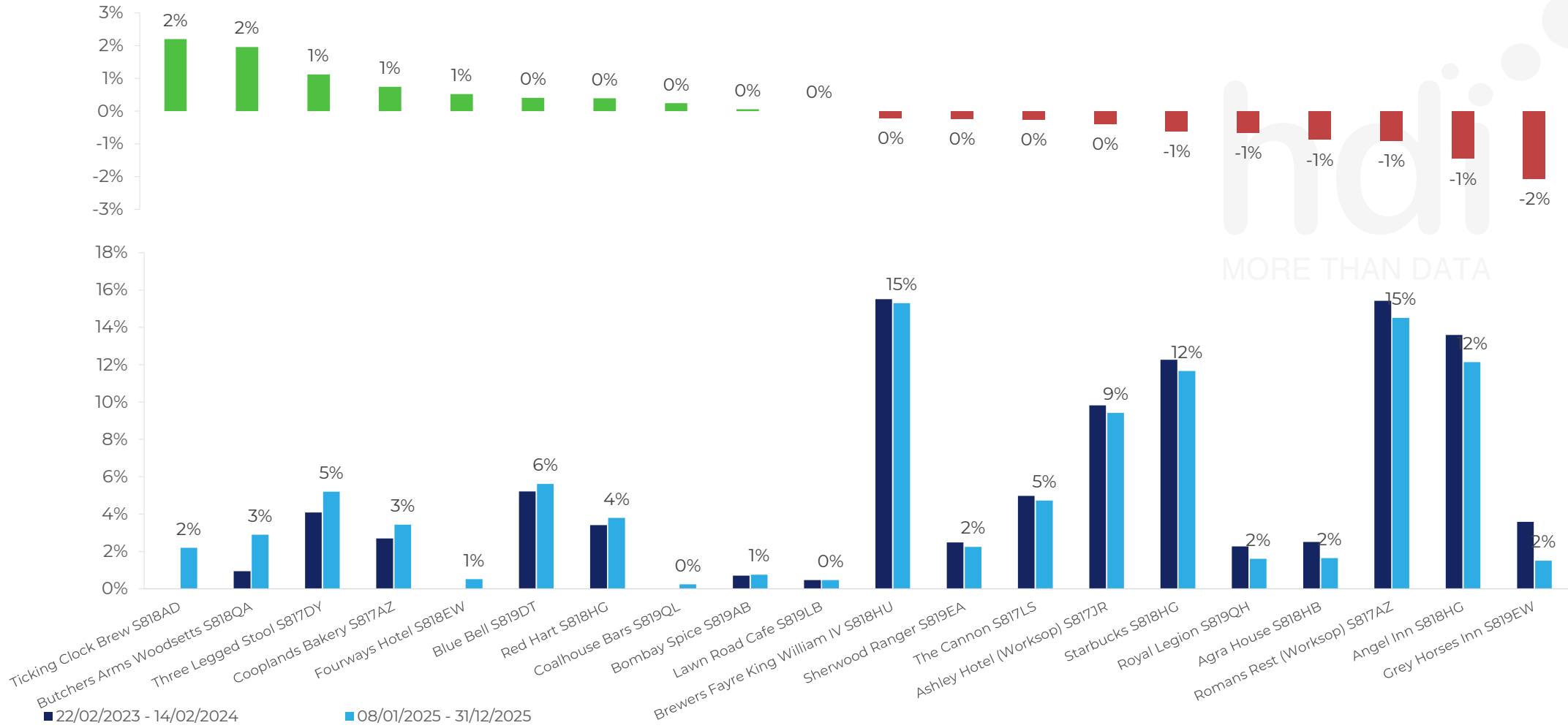




Market Share Change

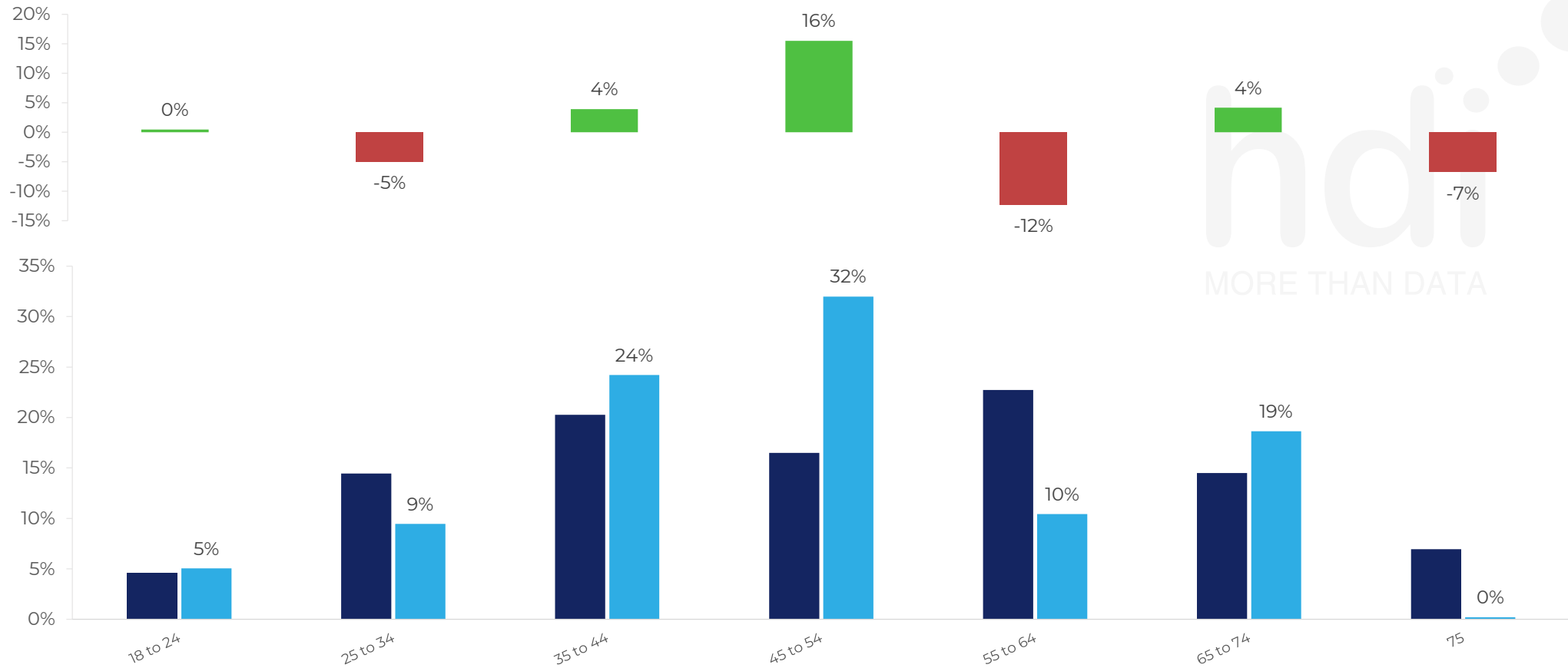
How has market share changed between two date ranges?

% of market share spend for Grey Horses Inn S819EW and 319 Chains in 3 Miles from 08/01/2025 - 31/12/2025



How does the age profile of customers who visit Grey Horses Inn S819EW compare versus its competitors?

% of spend for Grey Horses Inn S819EW and 319 Chains in 3 Miles from 08/01/2025 - 31/12/2025 split by Age Range



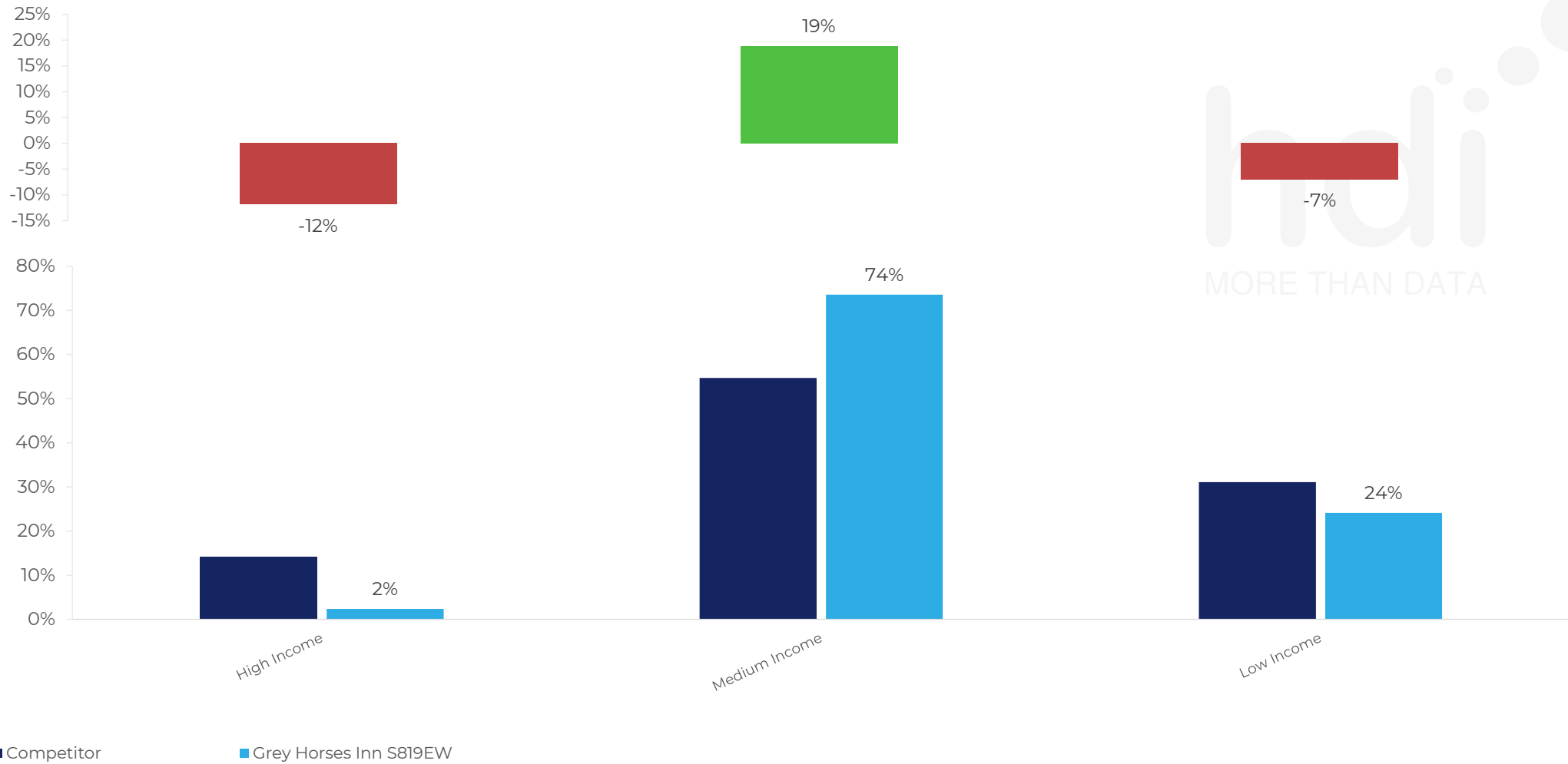
■ Competitor

■ Grey Horses Inn S819EW

Affluence

How does the affluence of customers who visit Grey Horses Inn S819EW compare versus its competitors?

% of spend for Grey Horses Inn S819EW and 319 Chains in 3 Miles from 08/01/2025 - 31/12/2025 split by Affluence

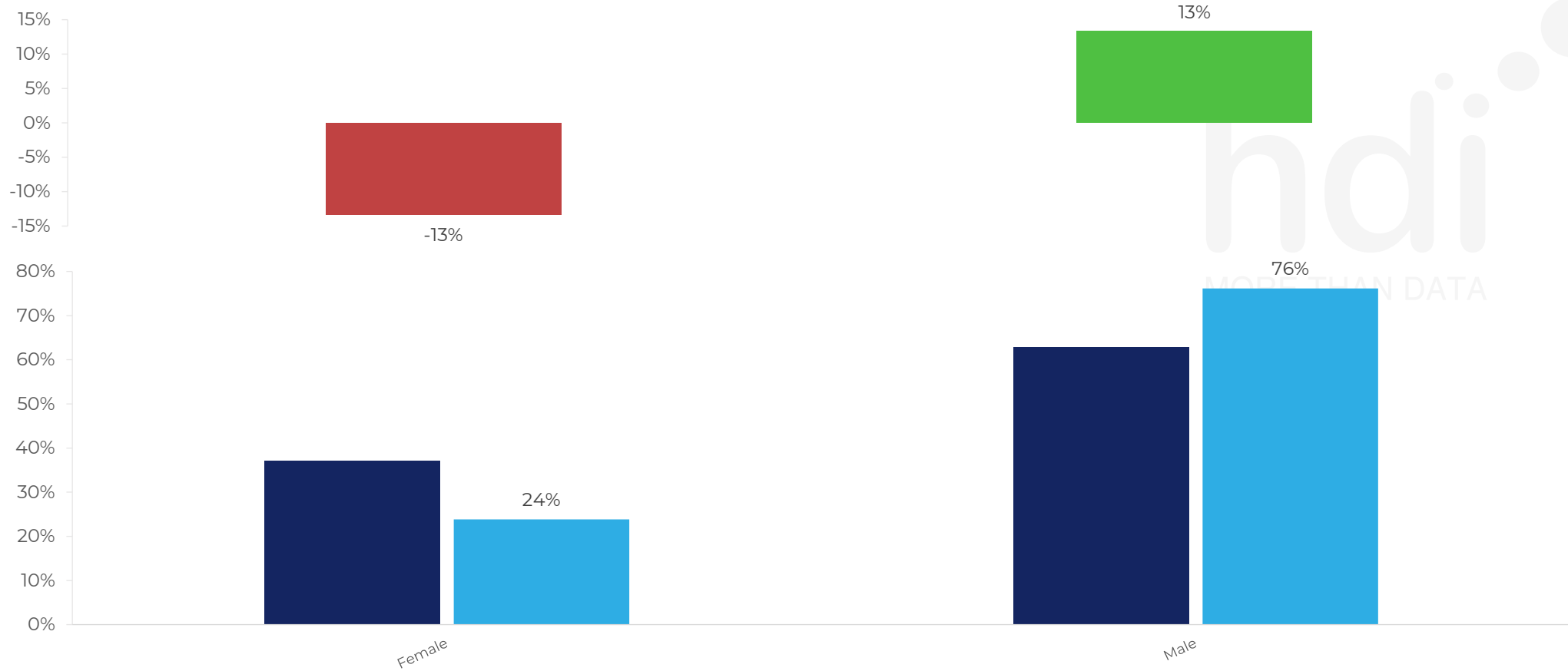




Gender

How does the gender profile of customers who visit Grey Horses Inn S819EW compare versus its competitors?

% of spend for Grey Horses Inn S819EW and 319 Chains in 3 Miles from 08/01/2025 - 31/12/2025 split by Gender



■ Competitor

■ Grey Horses Inn S819EW

# SEGMENT SNAPSHOTS

## 1 – Family Familiar

- Value-oriented family groups who are particularly prevalent in the Midlands and the North.
- These customers more regularly visit McDonalds or Nandos or order Just Eat but do occasionally use suburban pubs for eating – particularly on a Sunday.
- Great value is essential with menu preferences for grilled meat, the kids menu and soft drinks.



## 2 – Occasional & Local

- Occasional & Local are lower frequency habitual drink-led customers.
- These value-oriented customers typically drink in lower priced suburban locations midweek.
- Occasional & Local favour recognised mainstream drinks brands such as Carling, Fosters, John Smiths or Smirnoff.



## 3 – Mid-week Seniors

- Mid-week Grey Social customers are older customers who prefer a peaceful pub – typically visiting midweek daytime and often avoiding busy events.
- These customers are of varying affluence.
- They prefer classic menu items such as fish and chips and hunters chicken with a lean towards cask ale, hot drinks and wines.



## 4 – PART OF THE PUB

- Part of the Pub customers are very habitual value-oriented drink-led customers.
- They drink in their local pub during the week with a preference for mainstream draught (Carling, Fosters, John Smiths, Strongbow) and recognised brands such as Bud, Smirnoff and Jamesons.
- These customers are more likely to visit betting shops, off licences and watch live football.



## 5 – METRO SOPHISTICATES

- Metro Sophisticates are younger, more affluent guests often found in and around larger cities.
- These customers favour more premium venues and tend to make healthier, more ethical choices.
- Living active lives, Metro Sophisticates will choose more premium brands such as Neck Oil, Fever Tree and Bombay Sapphire. They're interested in vegetarian / vegan menu options.



## 6 – YOUNG & CONNECTED

- Young & Connected customers are typically younger, less affluent customers. They favour branded businesses and have high online usage
- They tend to use lower-priced pubs in high street locations with a preference for spirits, cocktails, shots and burgers in Punch sites.
- Young & Connected customers are responsive to events in the pub, e.g. live sport, bank holidays.



## 7 - Bubbly Weekenders

- Bubbly Weekenders are slightly health-conscious younger customers who confine their pub use to high street venues at the weekend.
- Disproportionately female, Bubbly Weekenders favour spirits, cocktails and shots when in Punch sites.
- If eating, they've an interest in vegetarian / vegan dishes and have a preference for chicken burgers.



## 8 – UPMARKET DINERS

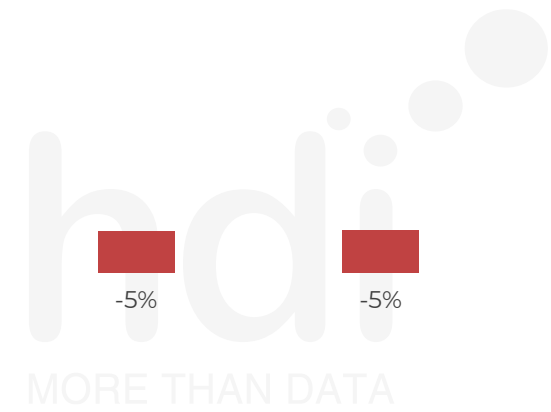
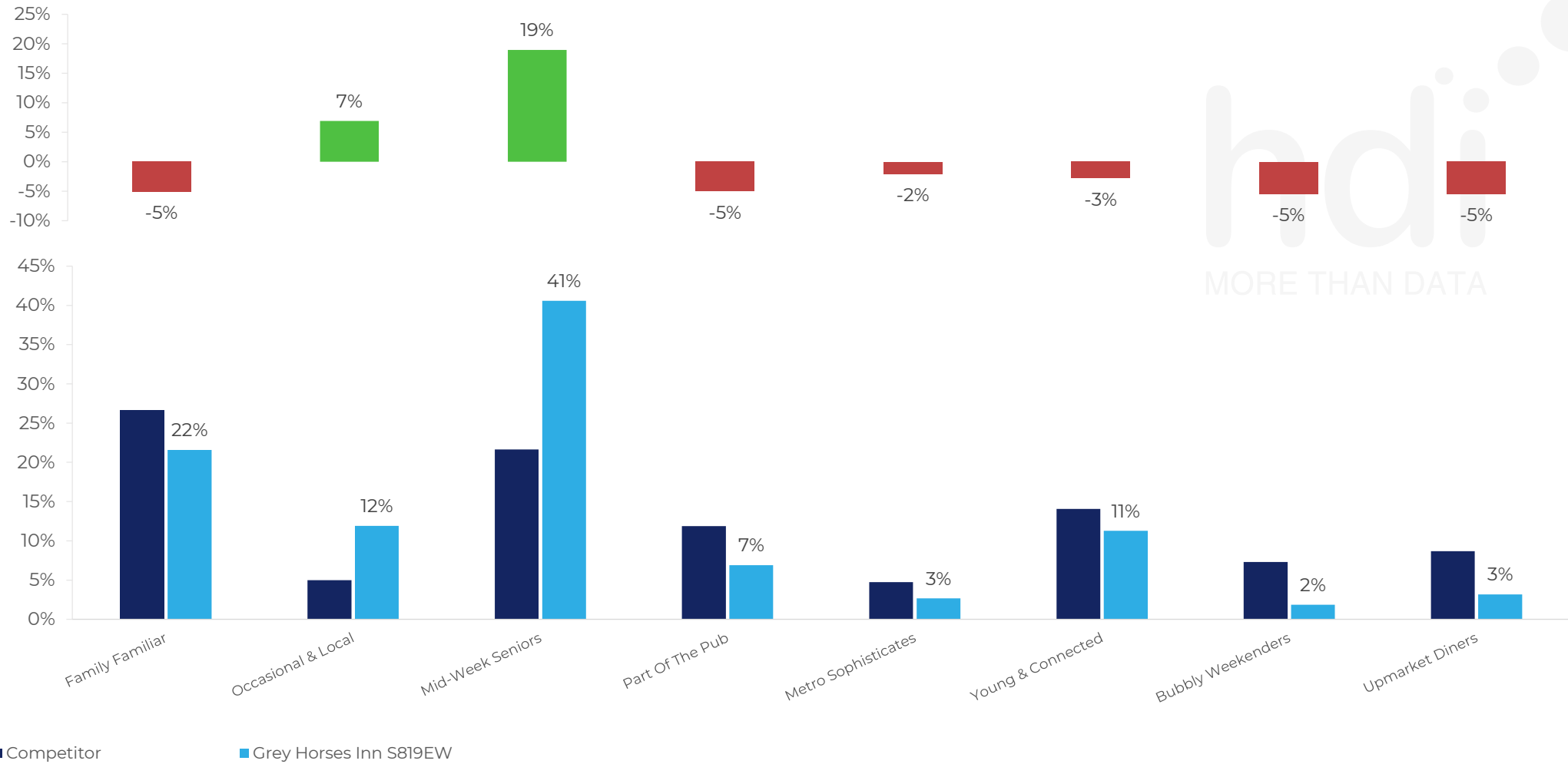
- Upmarket Diners are affluent, older guests who tend to visit higher-priced rural pubs during the daytime (often Sunday) for food.
- These active customers make healthy, ethical choices and aren't overly price conscious.
- When with Punch, Upmarket Diners are more likely to buy a roast or a special. If buying drinks, they lean towards wine, hot drinks and softs.



Punch Segmentation

How does the Custom segmentation profile of customers who visit Grey Horses Inn S819EW compare versus its competitors?

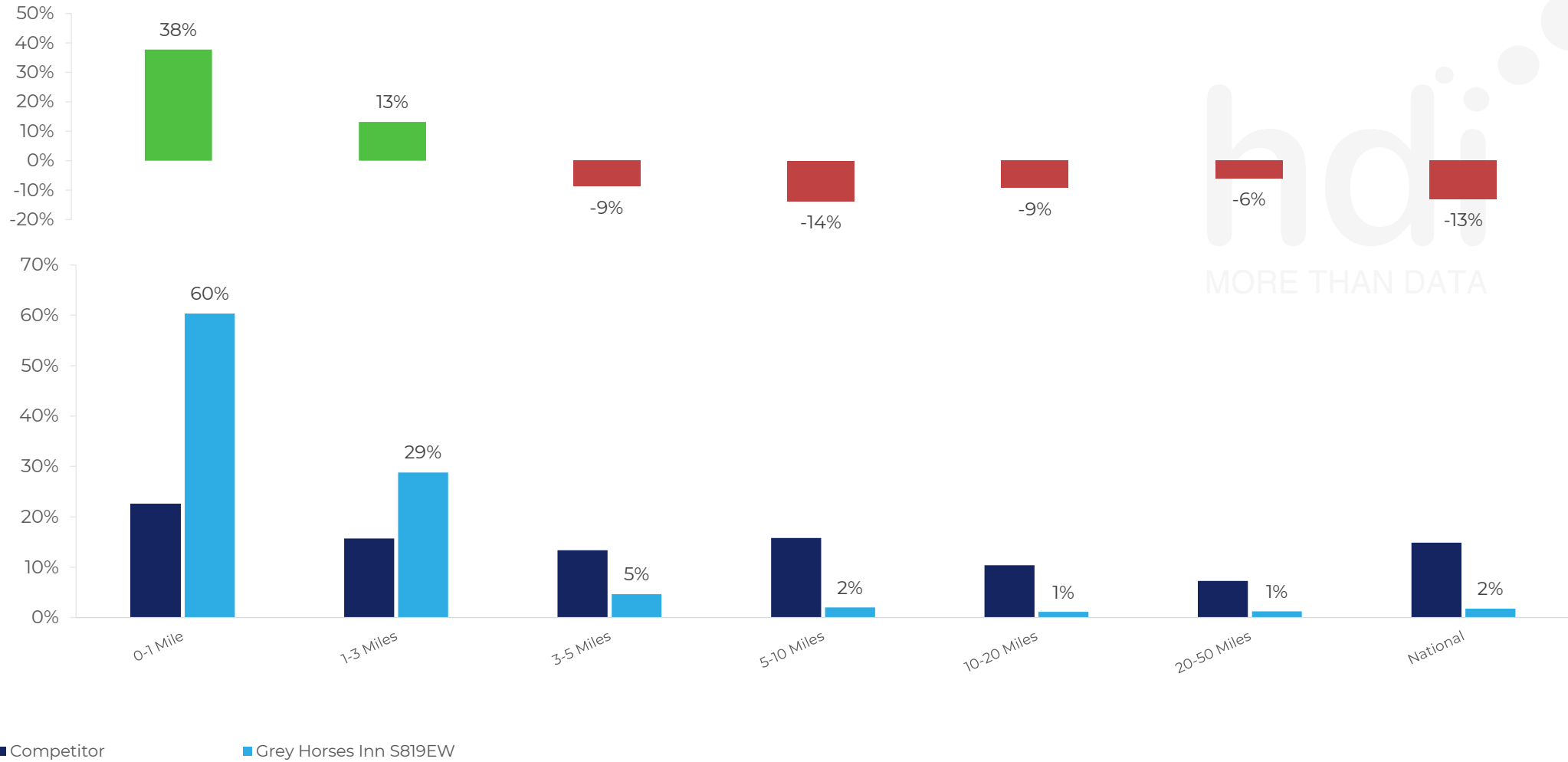
% of spend for Grey Horses Inn S819EW and 319 Chains in 3 Miles from 08/01/2025 - 31/12/2025 split by Segment



Spend by Distance

How does the spend profile of Grey Horses Inn S819EW compare versus its competitors based on travel distances?

% of spend for Grey Horses Inn S819EW and 319 Chains in 3 Miles from 08/01/2025 - 31/12/2025 split by Distance travelled

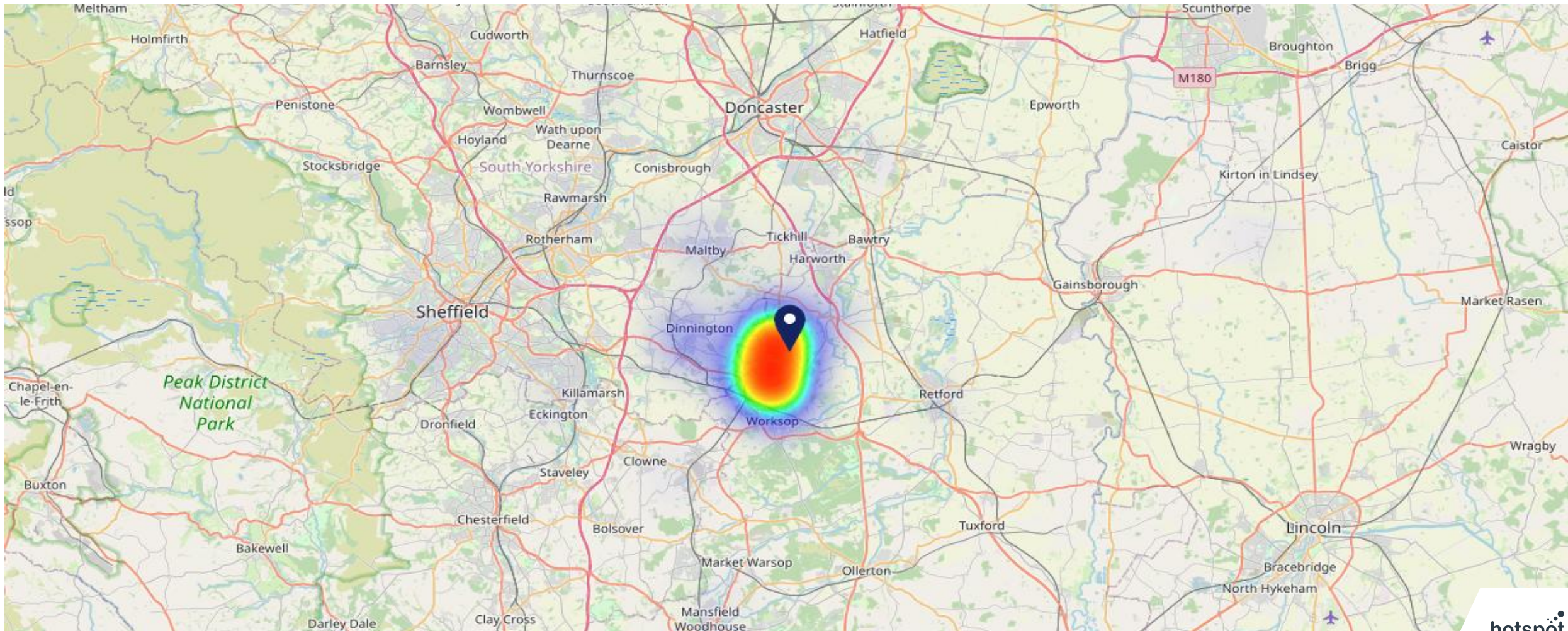




### Map of Guest Origin

Where do customers of Grey Horses Inn S819EW come from?

Where do customers of Grey Horses Inn S819EW for 08/01/2025 - 31/12/2025 live

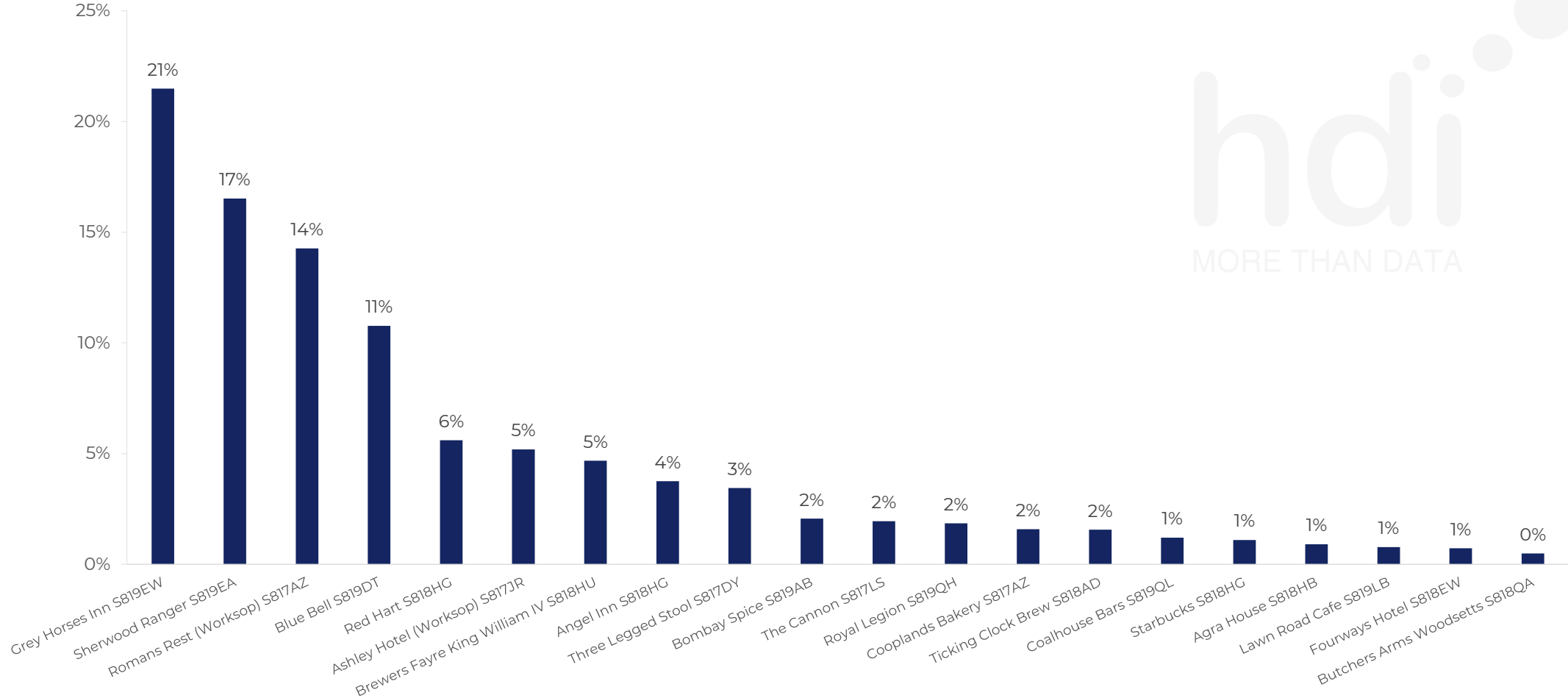




Share of Wallet

What are the Top 20 venues (by spend) that customers of Grey Horses Inn S819EW also visit?

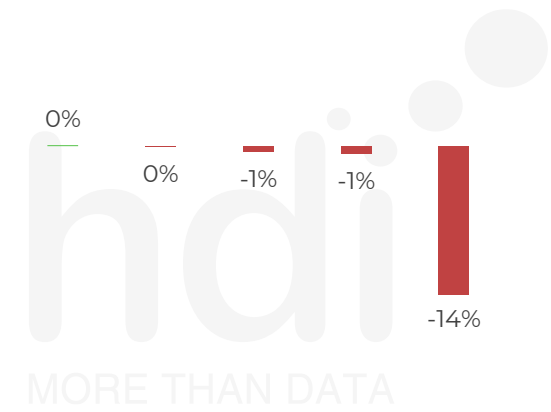
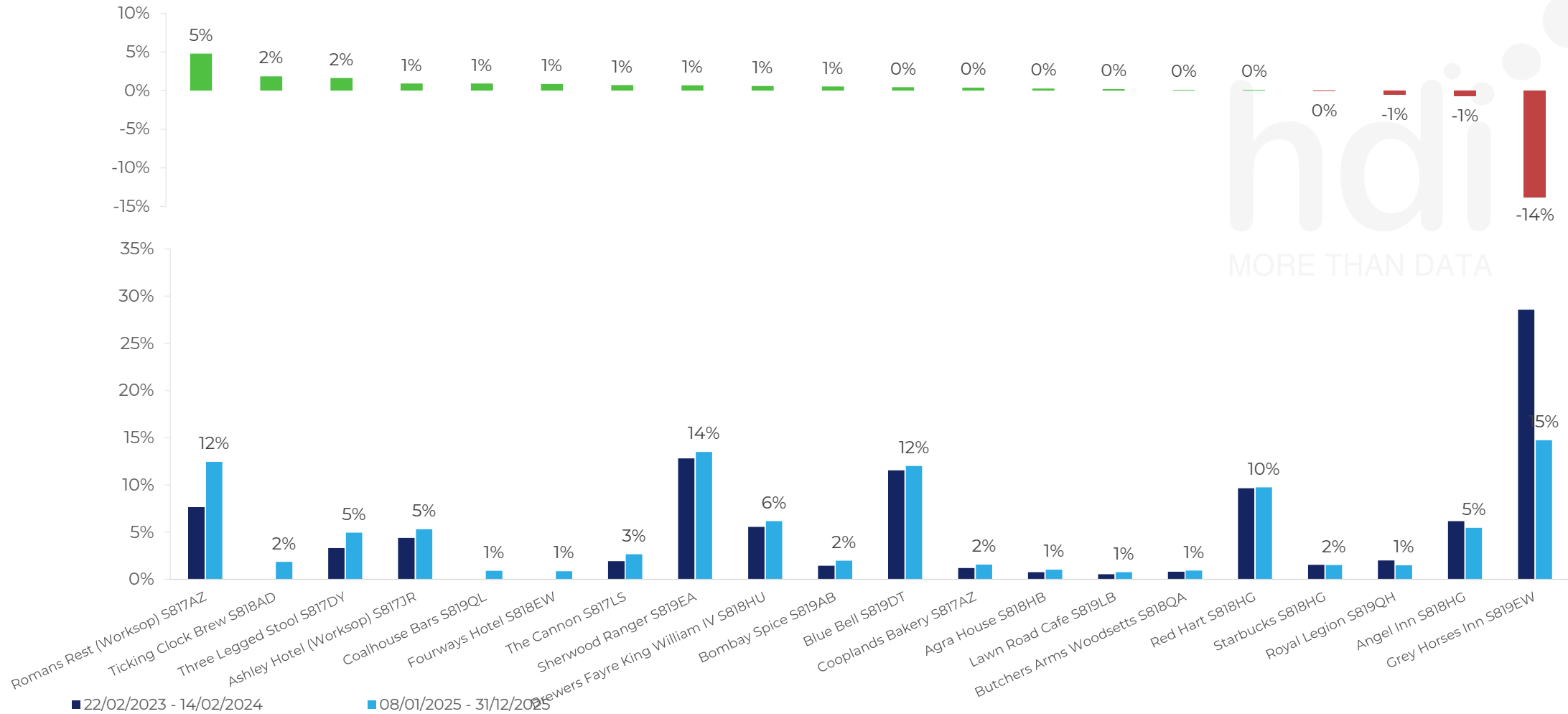
For customers of Grey Horses Inn S819EW, who are the top 20 competitors from 319 Chains in 3 Miles for 08/01/2025 - 31/12/2025 split by Venue





Share of Wallet Change

How has share of wallet of customers of Grey Horses Inn S819EW changed between two date ranges?





## Market Summary

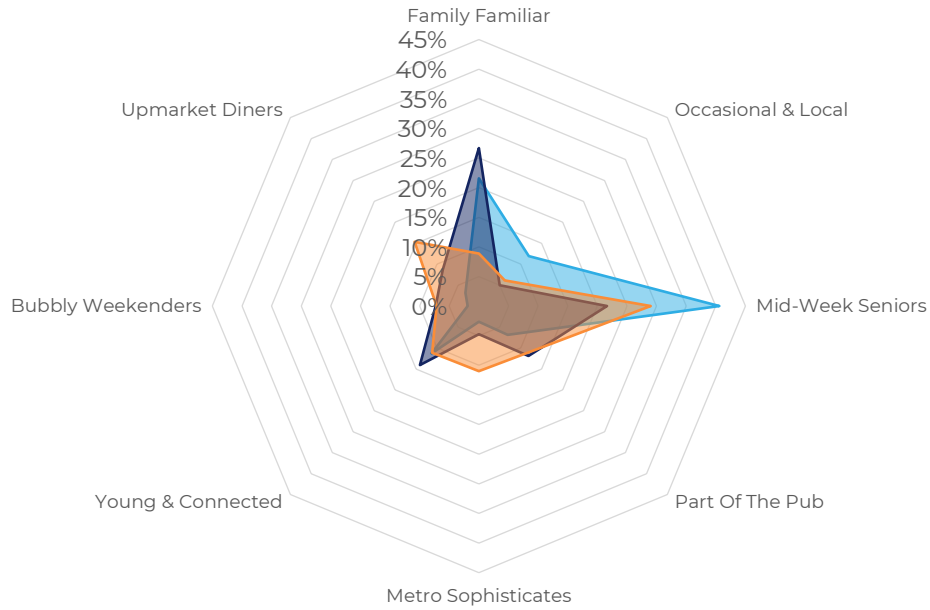
How does the local area for Grey Horses Inn S819EW compare to the national average (1 = low, 10 = high)

Data Type	Name	Spend in 250m	250m Spend vs National	Spend in 500m	500m Spend vs National	Spend in 1 mile	1 mile Spend vs National	Spend in 3 miles	3 mile Spend vs National
Total	Annual Sales	£1.16M	5	£1.25M	4	£1.55M	2	£20.23M	3
Weekpart	Mon - Thu	30.7%	1	30.4%	1	35.6%	1	42.1%	6
Weekpart	Fri - Sat	48.8%	8	49.6%	9	48.1%	10	41.5%	5
Weekpart	Sun	20.5%	9	20.0%	9	16.4%	7	16.4%	7
Age	18 to 24	4.6%	4	4.7%	4	4.7%	3	4.7%	2
Age	25 to 34	12.1%	2	12.2%	1	12.0%	1	14.9%	1
Age	35 to 44	21.4%	4	22.5%	5	22.6%	5	21.0%	3
Age	45 to 54	20.4%	6	20.9%	6	21.7%	7	17.6%	2
Age	55 to 64	23.0%	9	22.4%	9	22.9%	10	22.0%	10
Age	65 to 74	15.7%	10	14.6%	10	13.8%	10	13.5%	10
Age	75+	2.8%	7	2.6%	6	2.4%	5	6.2%	10
CAMEO	Business Elite	1.3%	1	1.3%	1	1.2%	1	3.0%	2
CAMEO	Prosperous Professionals	3.8%	3	3.8%	3	3.1%	2	4.5%	3
CAMEO	Flourishing Society	2.7%	1	2.6%	1	2.5%	1	6.5%	2
CAMEO	Content Communities	17.3%	9	17.2%	9	16.8%	9	17.5%	10
CAMEO	White Collar Neighbourhoods	4.0%	1	4.3%	1	3.9%	1	6.5%	1
CAMEO	Enterprising Mainstream	12.6%	9	11.9%	8	10.2%	7	9.2%	6
CAMEO	Paying The Mortgage	28.5%	10	28.5%	10	29.9%	10	21.2%	10
CAMEO	Cash Conscious Communities	22.1%	10	22.6%	10	23.5%	10	19.7%	10
CAMEO	On A Budget	0.8%	1	0.8%	1	1.0%	1	3.5%	1
CAMEO	Family Value	7.0%	8	7.3%	8	7.8%	8	8.5%	8
Affluence	AB	7.8%	1	7.6%	1	6.8%	1	14.0%	2
Affluence	C1C2	62.3%	10	61.8%	10	60.8%	10	54.3%	8
Affluence	DE	29.9%	8	30.6%	8	32.4%	9	31.7%	9



Local Market Profile

Mix of spend by customer segment in Punch site and local market



	Customer Count	Family Familiar	Occasional & Local	Mid-Week Seniors	Part Of The Pub	Metro Sophisticates	Young & Connected	Bubbly Weekenders	Upmarket Diners
Grey Horses Inn	55	21.57%	11.92%	40.59%	6.89%	2.66%	11.28%	1.87%	3.18%
Local Catchment	5881	26.68%	4.99%	21.63%	11.88%	4.72%	14.07%	7.31%	8.67%
Punch T&L	95819	8.90%	6.16%	29.00%	11.26%	10.98%	11.17%	7.15%	15.35%
Grey Horses Inn vs Local Catchment		-5.11%	6.93%	18.96%	-4.99%	-2.06%	-2.79%	-5.44%	-5.49%
Grey Horses Inn vs Punch T&L		12.67%	5.76%	11.59%	-4.37%	-8.32%	0.11%	-5.28%	-12.17%
Local Catchment vs Punch T&L		17.78%	-1.17%	-7.37%	0.62%	-6.26%	2.90%	0.16%	-6.68%

■ Grey Horses Inn

■ Local Catchment

■ Punch T&L