



Site Summary



Seven Stars FY60LA

FY60LA

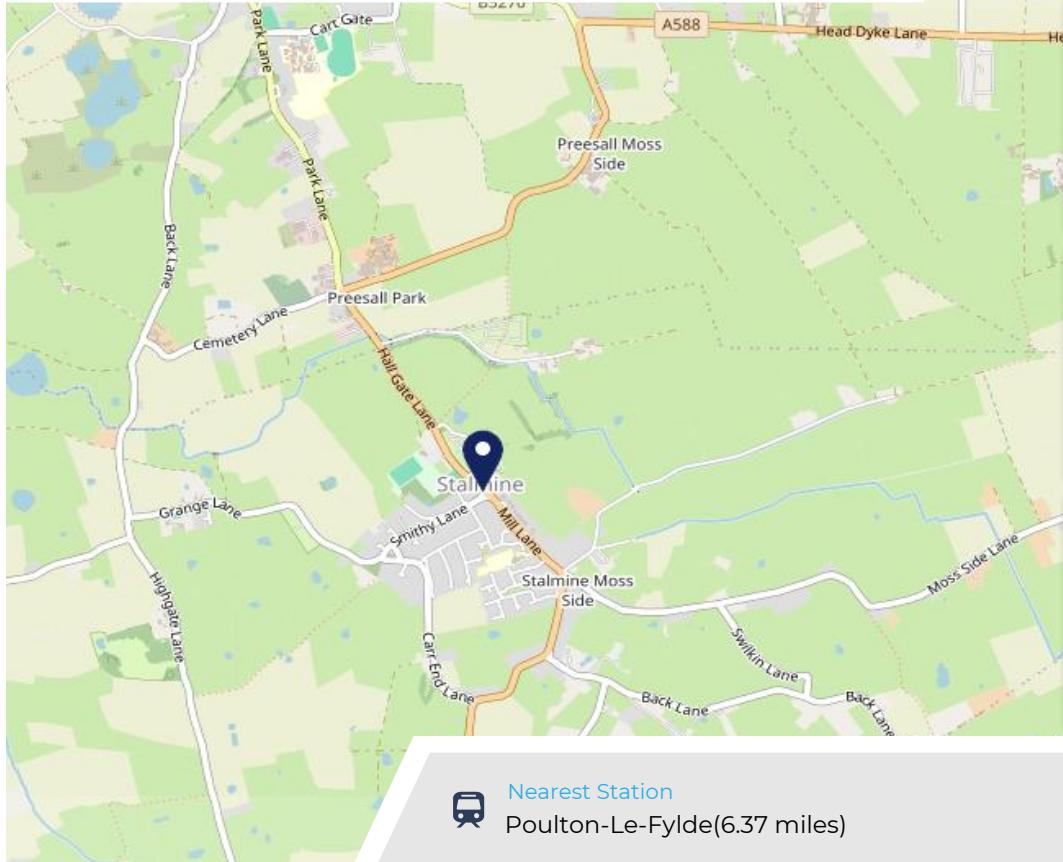
Punch T&L

Work Area
Blackpool

Region
North West

TV Region
North West

Urbanicity
Rural village



ATV
£13.49



Gender
71.50%
Male



Affluence
65.29%
Middle Income



Segmentation
24.50%
Paying The Mortgage



Age Group
39.96%
55 to 64



Visit Day
27.86%
Fri

Top Competitors

Bourne Arms (Knott End) **#1** (ea)
FY60AB
 Admiral Taverns Ltd

Shovels Inn **#2**
FY69AL
 Star Pubs & Bars

Elletson Arms **#3**
PR36AH
 Pub / Bar

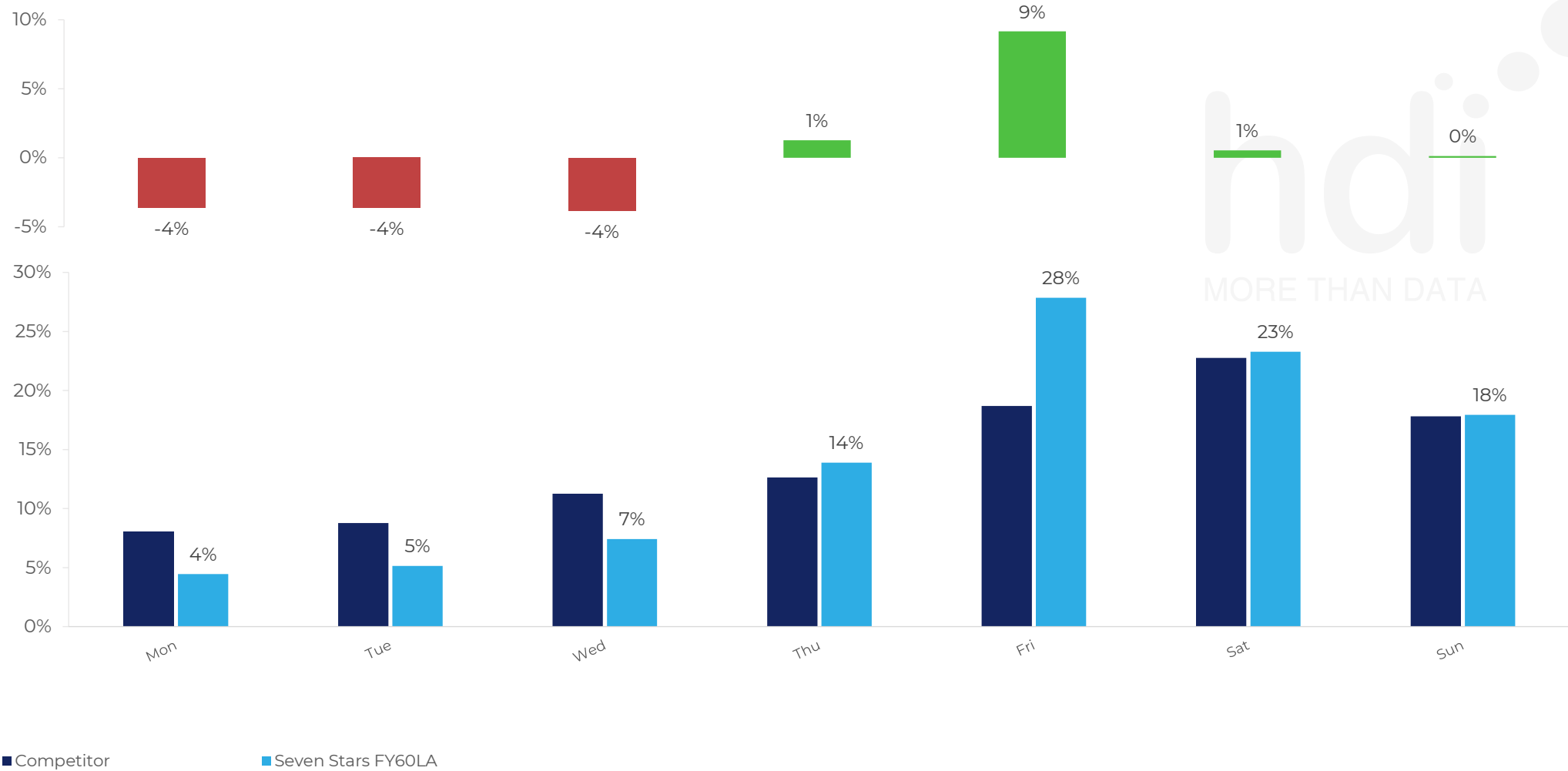


Nearest Station
Poulton-Le-Fylde(6.37 miles)

Spend by Weekpart

How is customer spend distributed throughout the week for Seven Stars FY60LA versus its competitors?

% of spend for Seven Stars FY60LA and 319 Chains in 3 Miles from 05/02/2025 - 25/02/2026 split by Day of Week

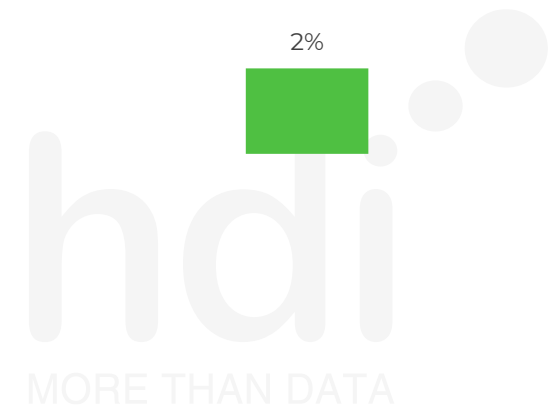
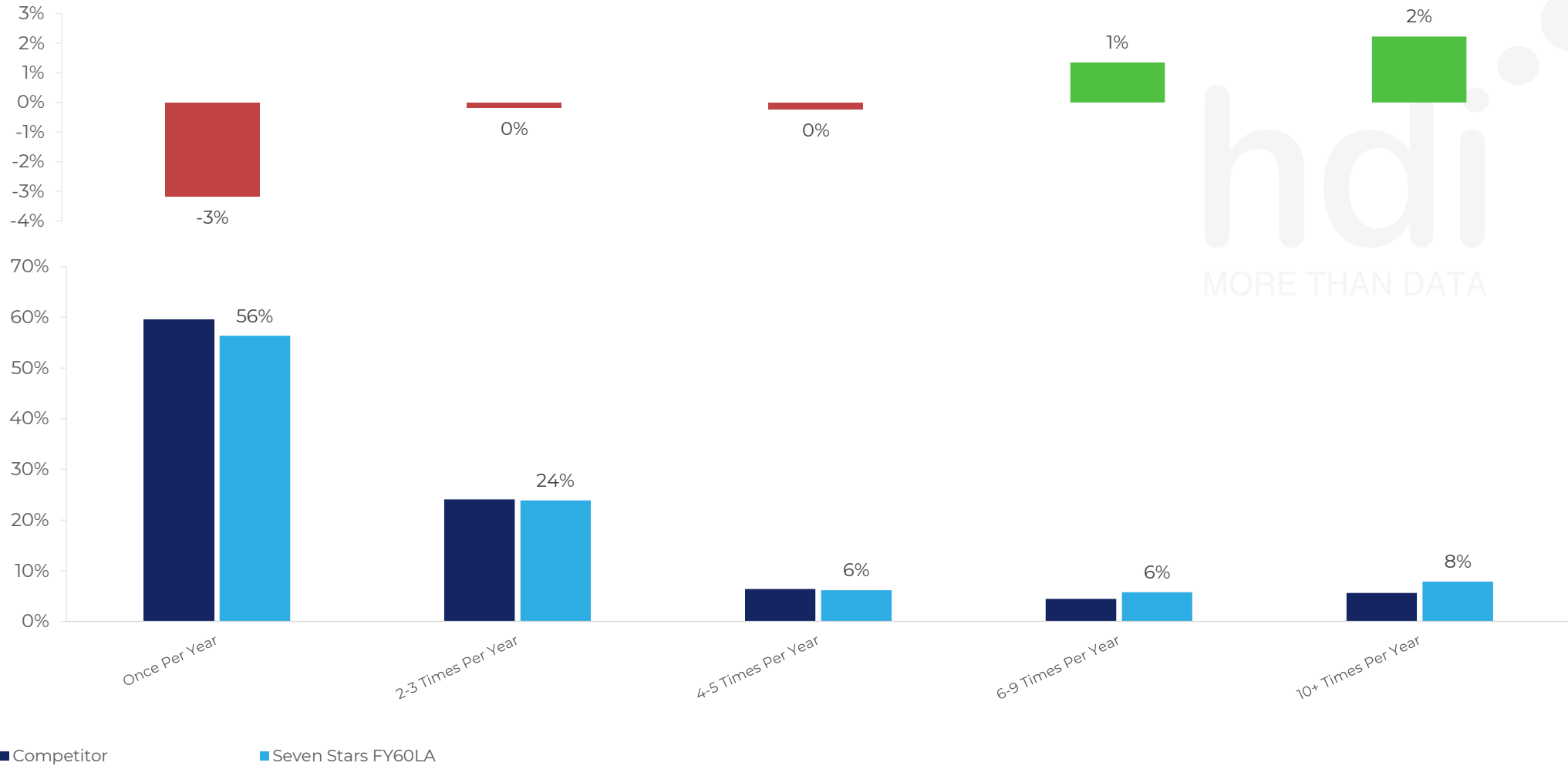




Visit Frequency

How frequently per year do customers visit Seven Stars FY60LA versus its competitors?

% of customer numbers for Seven Stars FY60LA and 319 Chains in 3 Miles from 05/02/2025 - 25/02/2026 and the number of visits made Per Annum

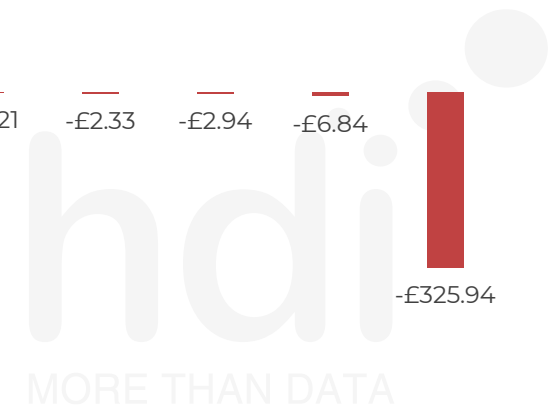
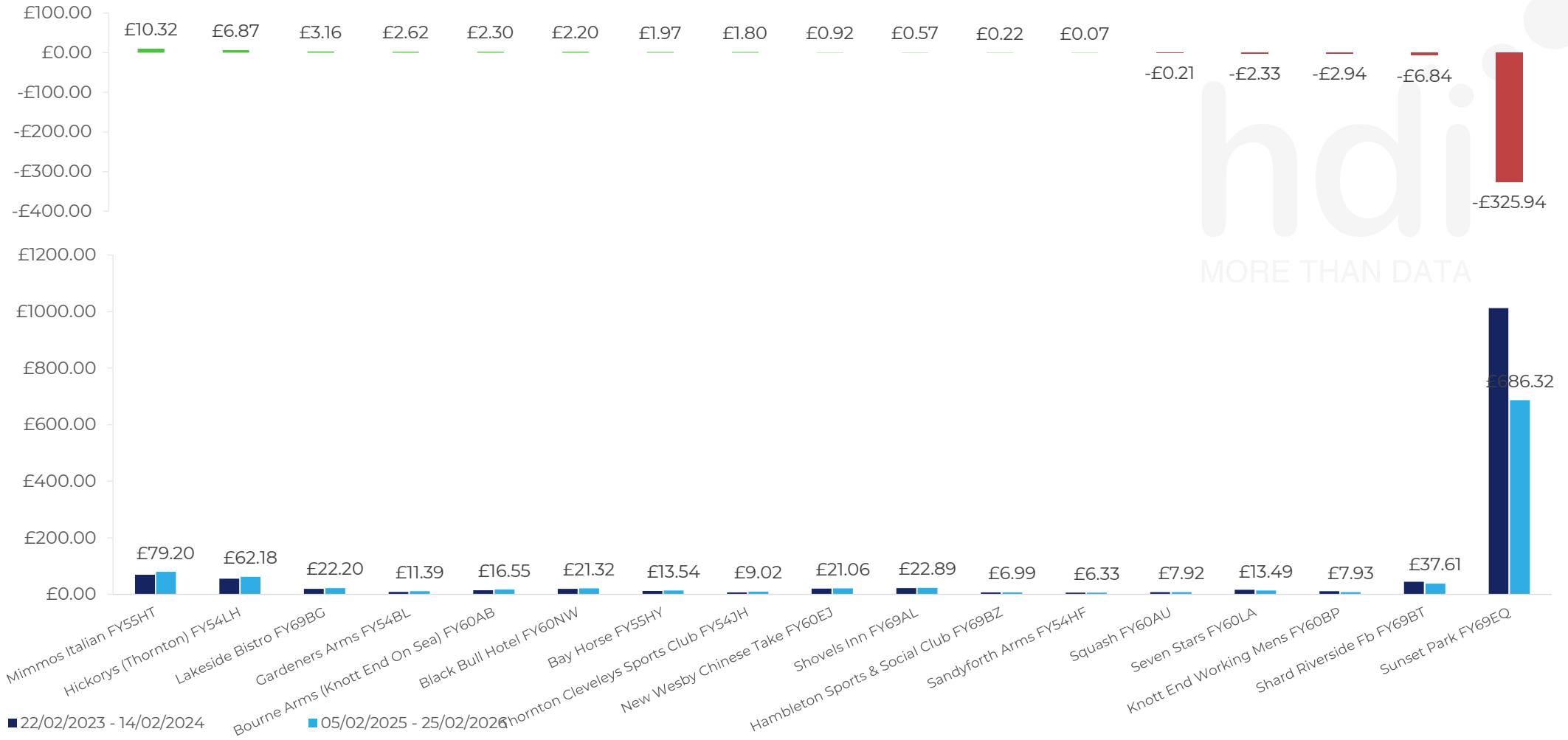


Competitor

Seven Stars FY60LA

ATV Change

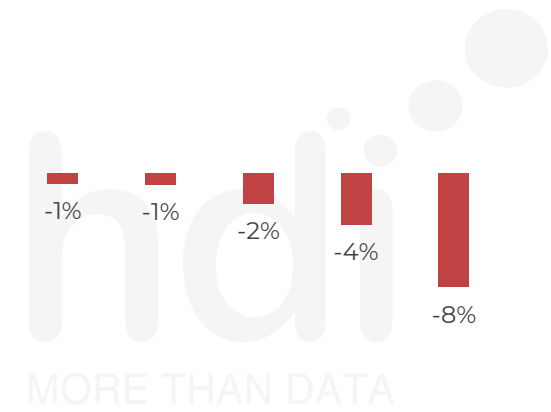
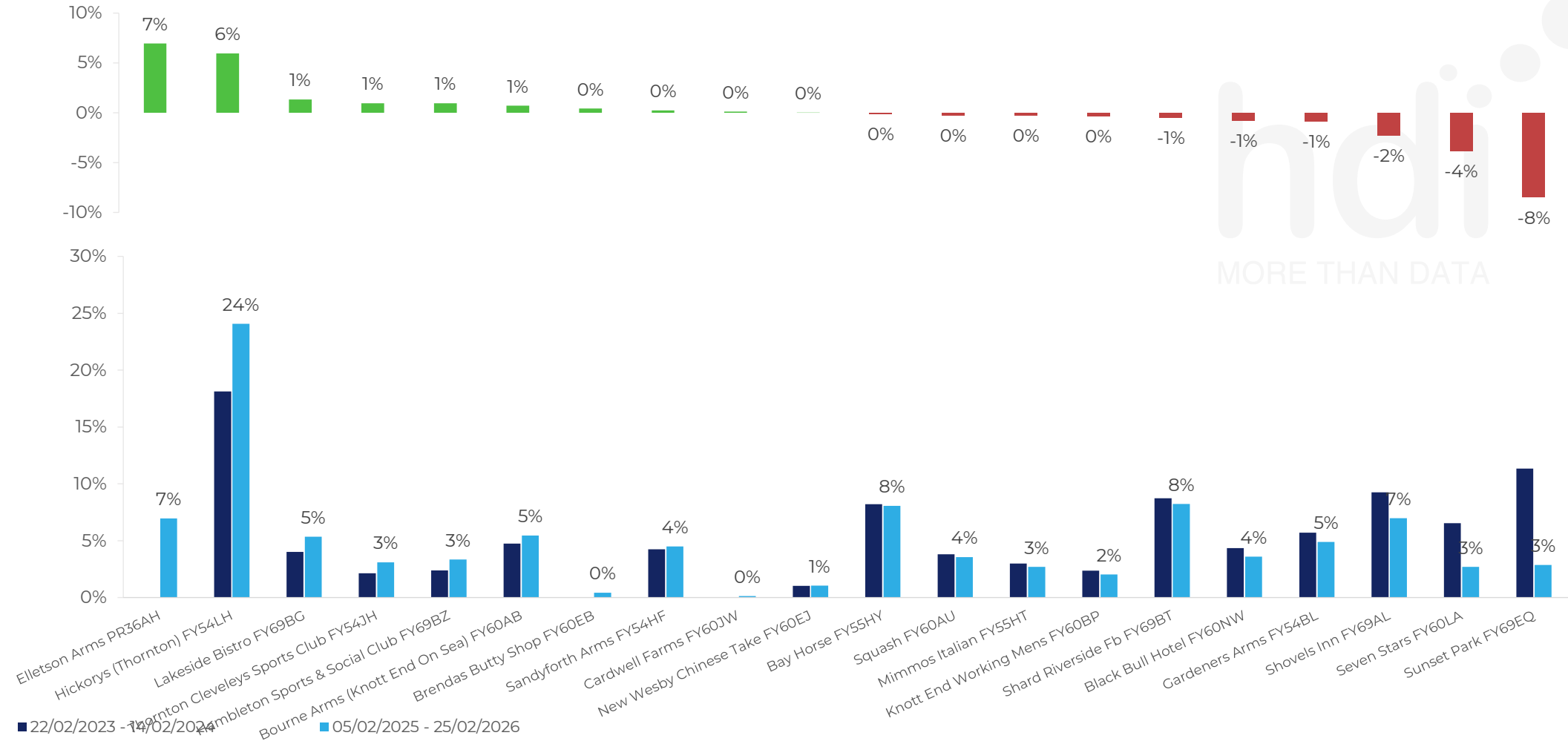
How has ATV changed between two date ranges?



Market Share Change

How has market share changed between two date ranges?

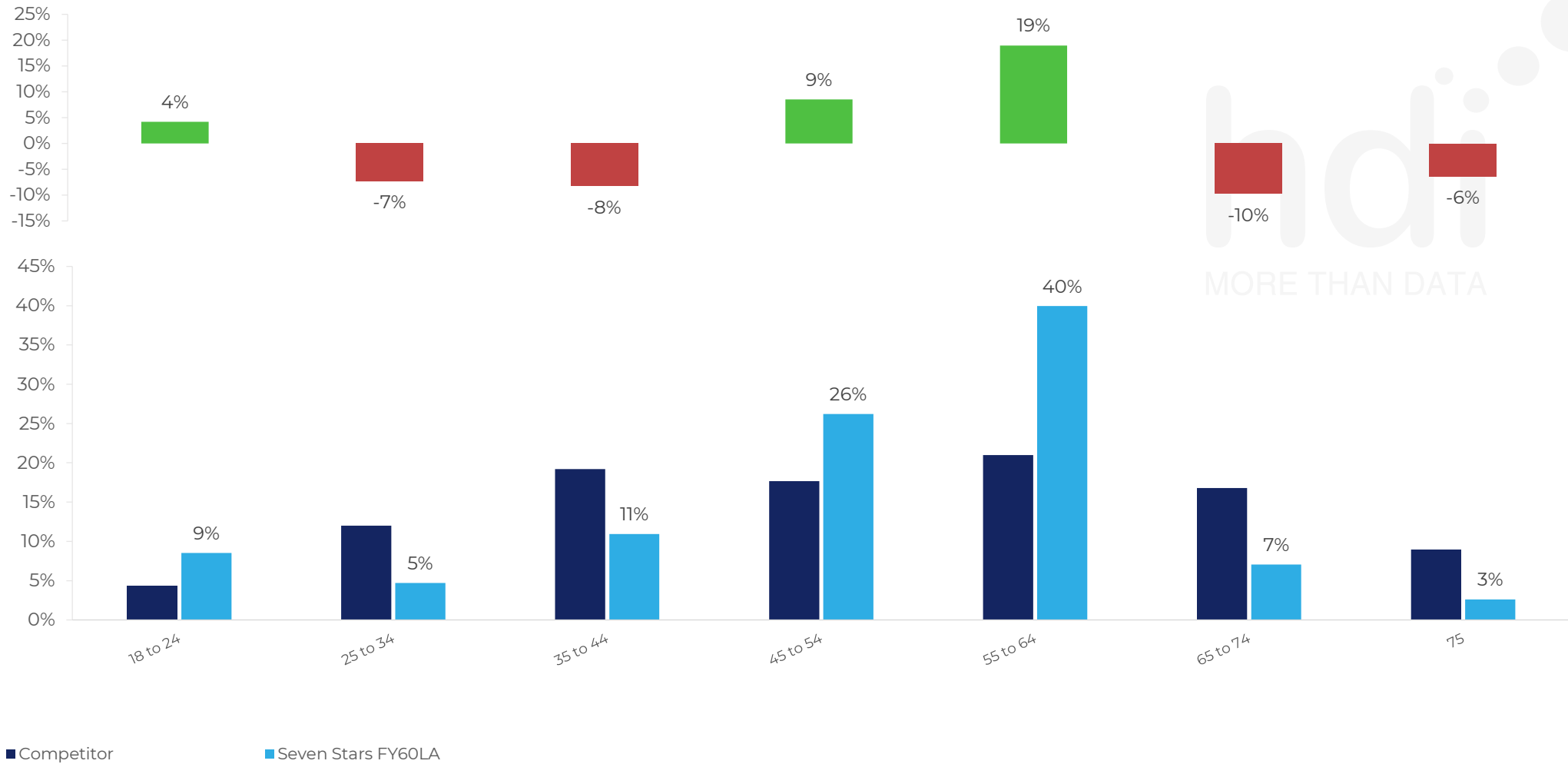
% of market share spend for Seven Stars FY60LA and 319 Chains in 3 Miles from 05/02/2025 - 25/02/2026



Age

How does the age profile of customers who visit Seven Stars FY60LA compare versus its competitors?

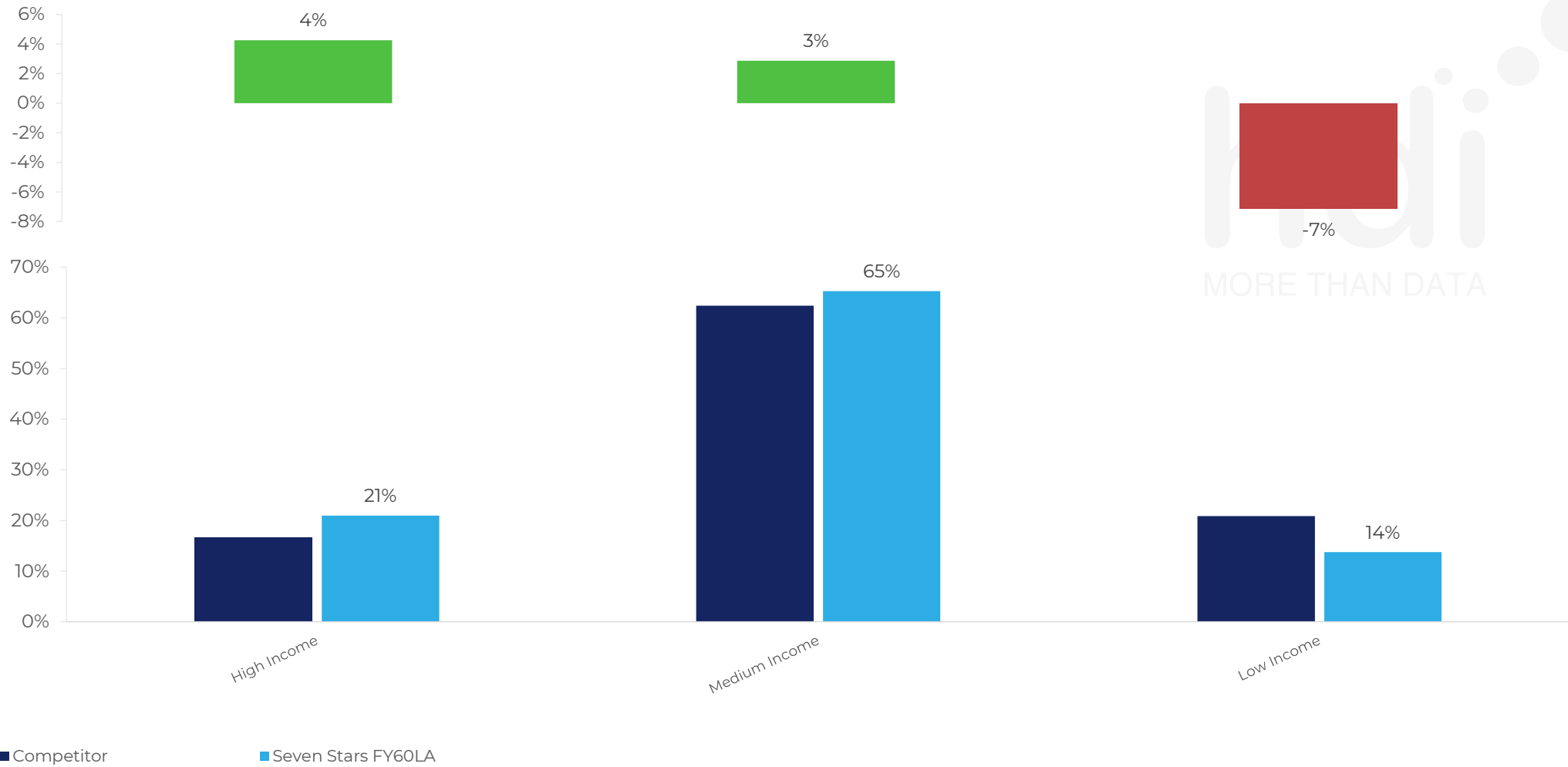
% of spend for Seven Stars FY60LA and 319 Chains in 3 Miles from 05/02/2025 - 25/02/2026 split by Age Range



Affluence

How does the affluence of customers who visit Seven Stars FY60LA compare versus its competitors?

% of spend for Seven Stars FY60LA and 319 Chains in 3 Miles from 05/02/2025 - 25/02/2026 split by Affluence

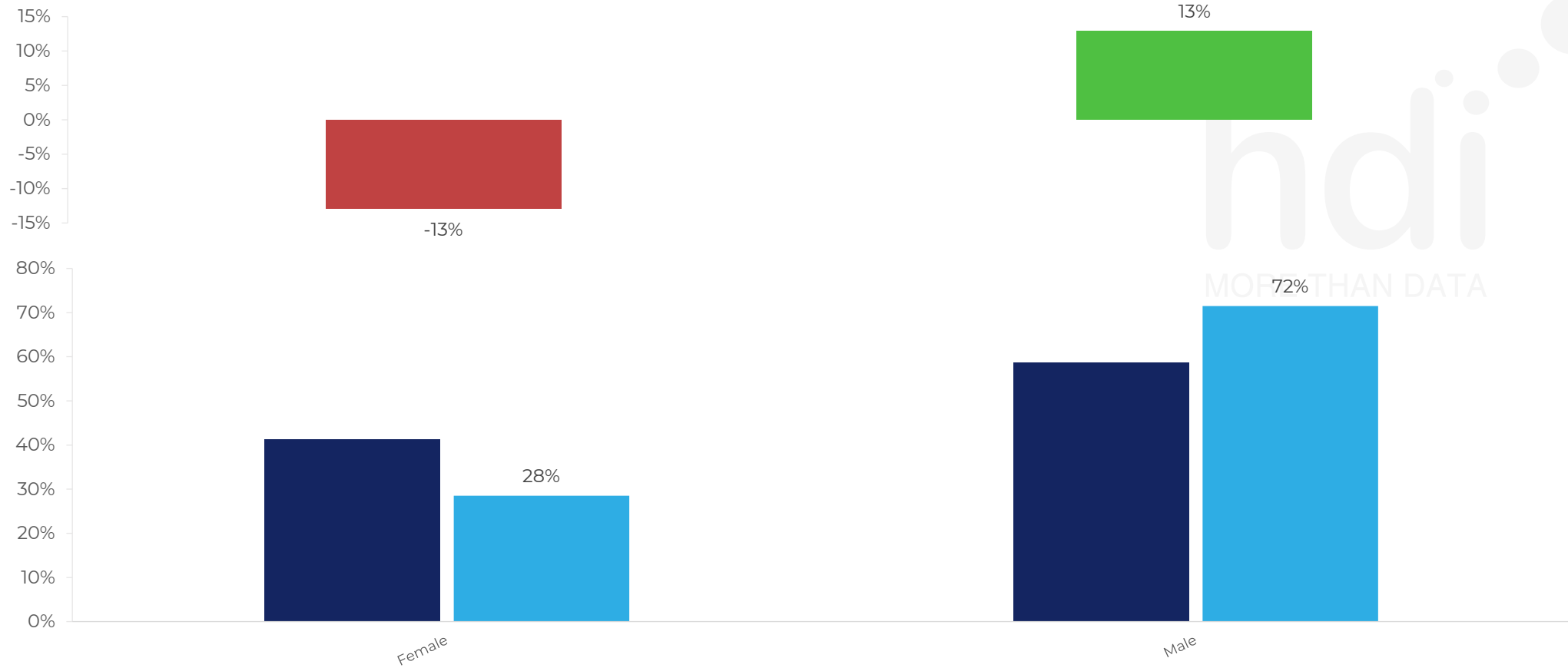




Gender

How does the gender profile of customers who visit Seven Stars FY60LA compare versus its competitors?

% of spend for Seven Stars FY60LA and 319 Chains in 3 Miles from 05/02/2025 - 25/02/2026 split by Gender



■ Competitor

■ Seven Stars FY60LA

SEGMENT SNAPSHOTS

1 – Family Familiar

- Value-oriented family groups who are particularly prevalent in the Midlands and the North.
- These customers more regularly visit McDonalds or Nandos or order Just Eat but do occasionally use suburban pubs for eating – particularly on a Sunday.
- Great value is essential with menu preferences for grilled meat, the kids menu and soft drinks.



2 – Occasional & Local

- Occasional & Local are lower frequency habitual drink-led customers.
- These value-oriented customers typically drink in lower priced suburban locations midweek.
- Occasional & Local favour recognised mainstream drinks brands such as Carling, Fosters, John Smiths or Smirnoff.



3 – Mid-week Seniors

- Mid-week Grey Social customers are older customers who prefer a peaceful pub – typically visiting midweek daytime and often avoiding busy events.
- These customers are of varying affluence.
- They prefer classic menu items such as fish and chips and hunters chicken with a lean towards cask ale, hot drinks and wines.



4 – PART OF THE PUB

- Part of the Pub customers are very habitual value-oriented drink-led customers.
- They drink in their local pub during the week with a preference for mainstream draught (Carling, Fosters, John Smiths, Strongbow) and recognised brands such as Bud, Smirnoff and Jamesons.
- These customers are more likely to visit betting shops, off licences and watch live football.



5 – METRO SOPHISTICATES

- Metro Sophisticates are younger, more affluent guests often found in and around larger cities.
- These customers favour more premium venues and tend to make healthier, more ethical choices.
- Living active lives, Metro Sophisticates will choose more premium brands such as Neck Oil, Fever Tree and Bombay Sapphire. They're interested in vegetarian / vegan menu options.



6 – YOUNG & CONNECTED

- Young & Connected customers are typically younger, less affluent customers. They favour branded businesses and have high online usage
- They tend to use lower-priced pubs in high street locations with a preference for spirits, cocktails, shots and burgers in Punch sites.
- Young & Connected customers are responsive to events in the pub, e.g. live sport, bank holidays.



7 - Bubbly Weekenders

- Bubbly Weekenders are slightly health-conscious younger customers who confine their pub use to high street venues at the weekend.
- Disproportionately female, Bubbly Weekenders favour spirits, cocktails and shots when in Punch sites.
- If eating, they've an interest in vegetarian / vegan dishes and have a preference for chicken burgers.



8 – UPMARKET DINERS

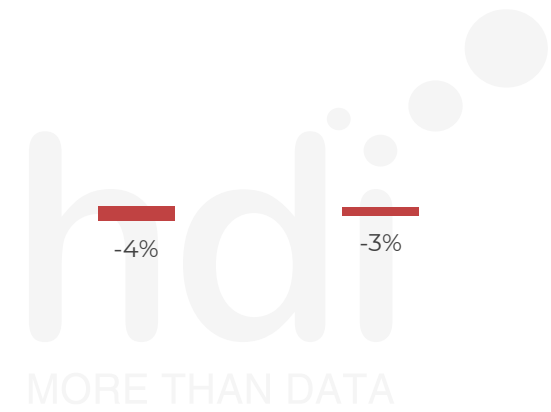
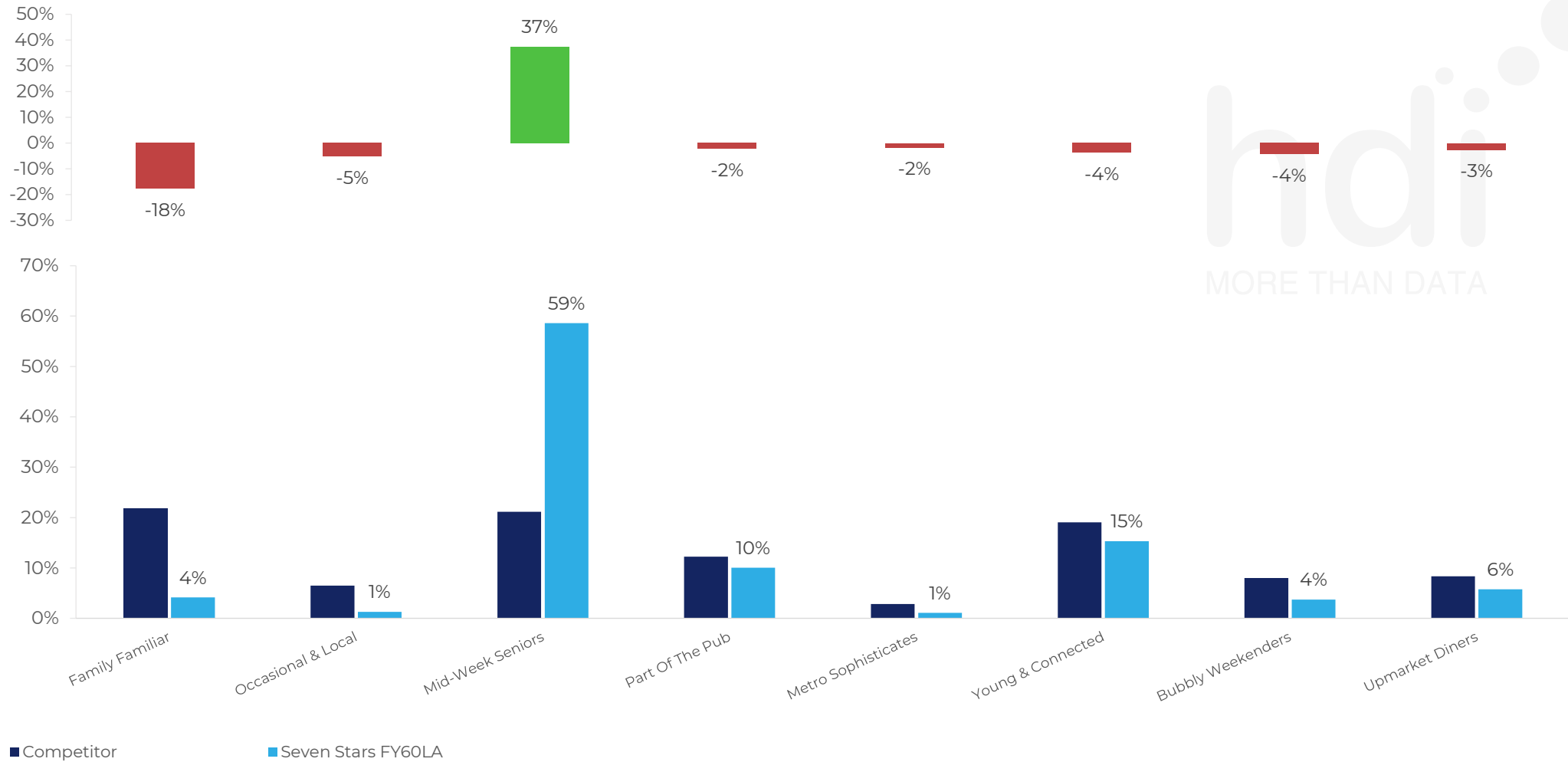
- Upmarket Diners are affluent, older guests who tend to visit higher-priced rural pubs during the daytime (often Sunday) for food.
- These active customers make healthy, ethical choices and aren't overly price conscious.
- When with Punch, Upmarket Diners are more likely to buy a roast or a special. If buying drinks, they lean towards wine, hot drinks and softs.



Punch Segmentation

How does the Custom segmentation profile of customers who visit Seven Stars FY60LA compare versus its competitors?

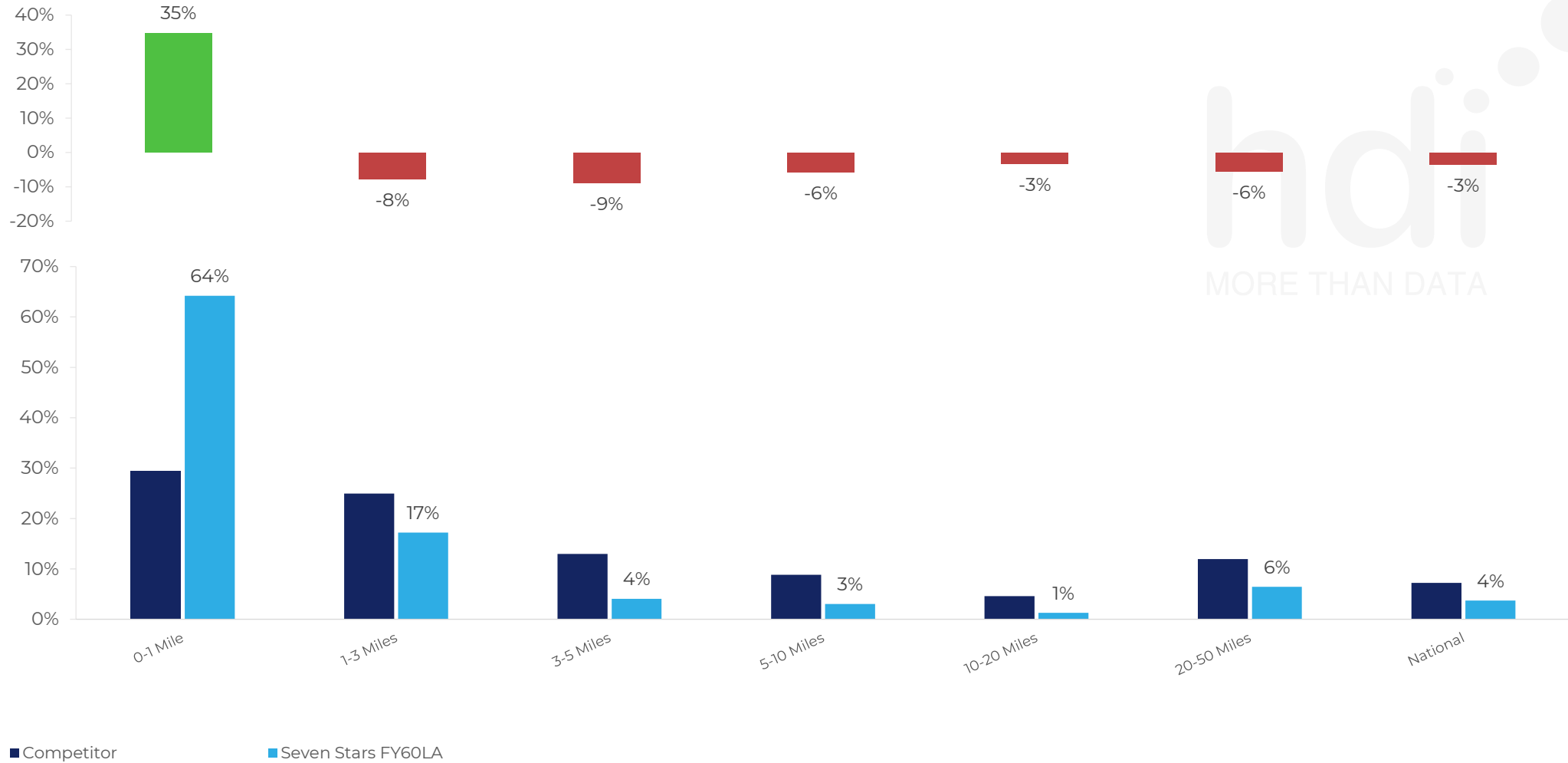
% of spend for Seven Stars FY60LA and 319 Chains in 3 Miles from 05/02/2025 - 25/02/2026 split by Segment



Spend by Distance

How does the spend profile of Seven Stars FY60LA compare versus its competitors based on travel distances?

% of spend for Seven Stars FY60LA and 319 Chains in 3 Miles from 05/02/2025 - 25/02/2026 split by Distance travelled

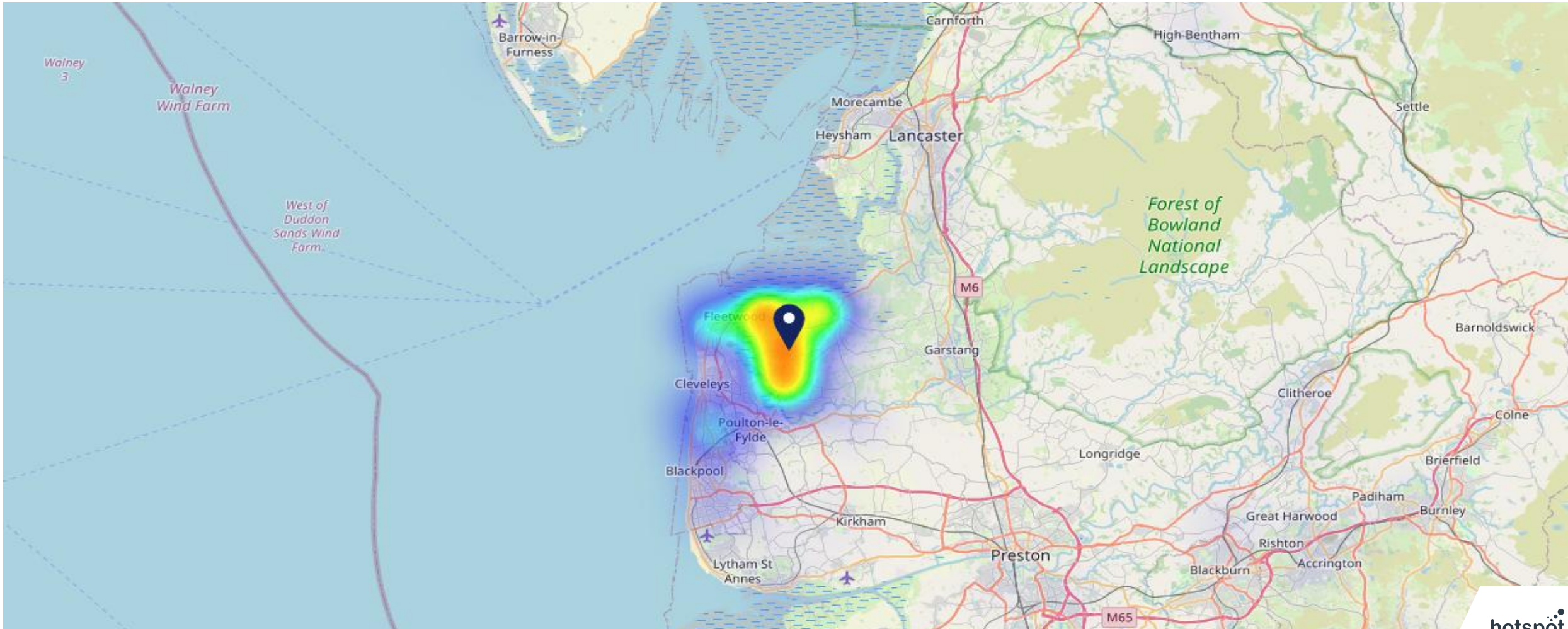




Map of Guest Origin

Where do customers of Seven Stars FY60LA come from?

Where do customers of Seven Stars FY60LA for 05/02/2025 - 25/02/2026 live

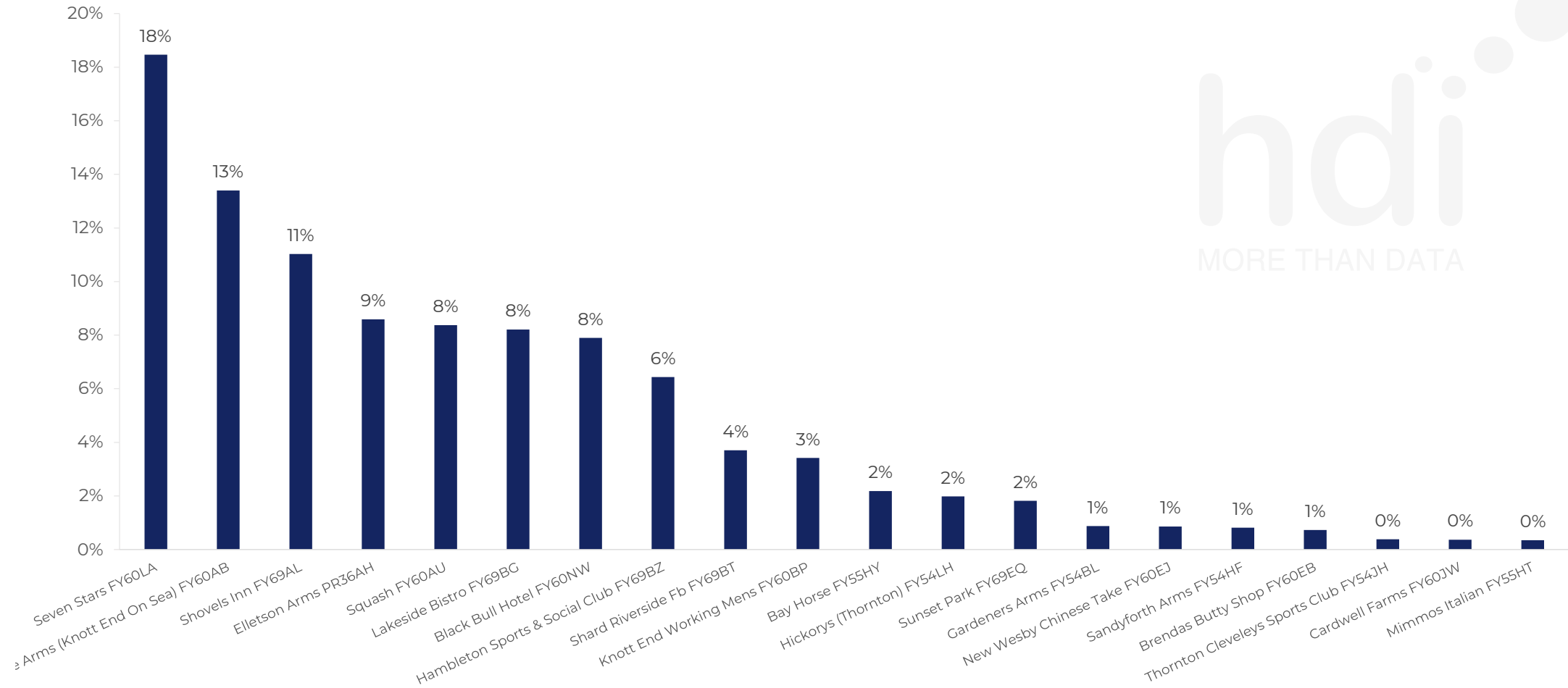




Share of Wallet

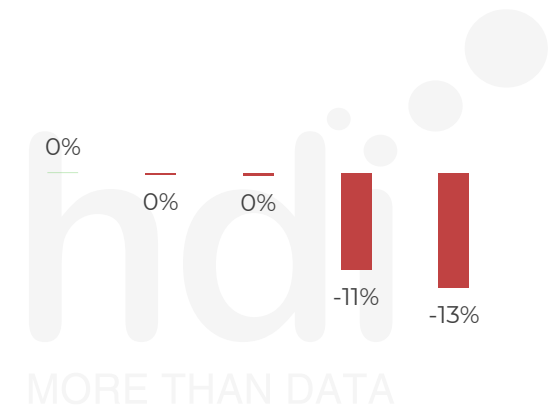
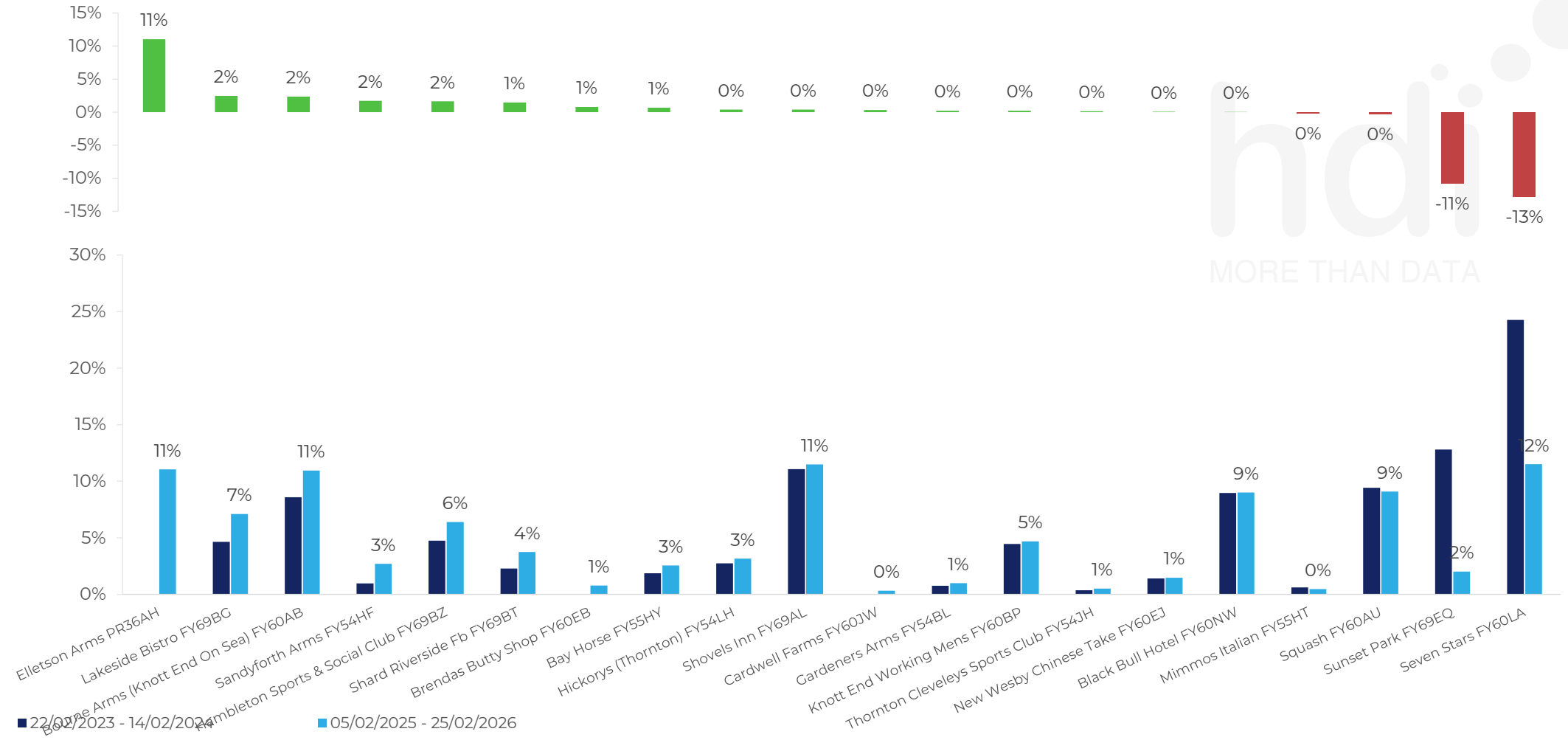
What are the Top 20 venues (by spend) that customers of Seven Stars FY60LA also visit?

For customers of Seven Stars FY60LA, who are the top 20 competitors from 319 Chains in 3 Miles for 05/02/2025 - 25/02/2026 split by Venue



Share of Wallet Change

How has share of wallet of customers of Seven Stars FY60LA changed between two date ranges?





Market Summary

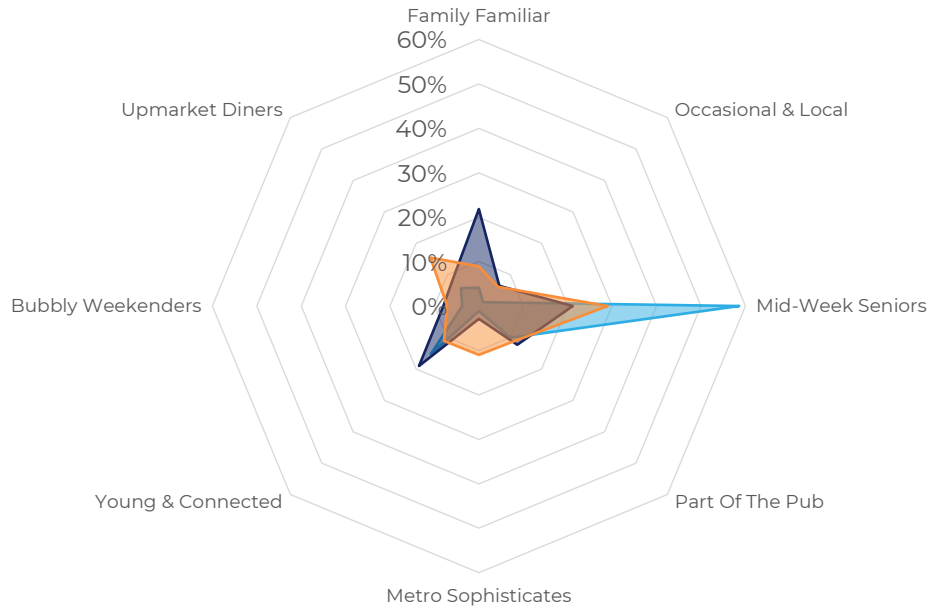
How does the local area for Seven Stars FY60LA compare to the national average (1 = low, 10 = high)

Data Type	Name	Spend in 250m	250m Spend vs National	Spend in 500m	500m Spend vs National	Spend in 1 mile	1 mile Spend vs National	Spend in 3 miles	3 mile Spend vs National
Total	Annual Sales	£593K	4	£593K	3	£2.41M	2	£41.66M	4
Weekpart	Mon - Thu	32.0%	2	32.0%	1	38.8%	3	41.9%	6
Weekpart	Fri - Sat	50.9%	9	50.9%	10	43.1%	6	40.8%	4
Weekpart	Sun	17.0%	8	17.0%	8	18.1%	9	17.3%	9
Age	18 to 24	9.5%	8	9.5%	8	8.1%	7	5.1%	3
Age	25 to 34	4.8%	1	4.8%	1	11.8%	1	13.0%	1
Age	35 to 44	11.1%	1	11.1%	1	14.9%	1	21.0%	3
Age	45 to 54	25.7%	9	25.7%	10	16.4%	1	18.1%	2
Age	55 to 64	39.1%	10	39.1%	10	25.8%	10	20.5%	9
Age	65 to 74	7.3%	6	7.3%	6	19.4%	10	14.9%	10
Age	75+	2.6%	6	2.6%	6	3.4%	7	7.5%	10
CAMEO	Business Elite	1.4%	2	1.4%	1	2.1%	2	2.1%	1
CAMEO	Prosperous Professionals	1.8%	2	1.8%	1	3.2%	2	5.0%	4
CAMEO	Flourishing Society	18.0%	8	18.0%	8	25.6%	10	9.3%	3
CAMEO	Content Communities	9.8%	3	9.8%	3	12.3%	5	11.8%	4
CAMEO	White Collar Neighbourhoods	11.2%	5	11.2%	5	7.6%	2	11.3%	5
CAMEO	Enterprising Mainstream	20.0%	10	20.0%	10	20.3%	10	20.8%	10
CAMEO	Paying The Mortgage	24.1%	10	24.1%	10	16.1%	7	18.7%	9
CAMEO	Cash Conscious Communities	9.0%	6	9.0%	5	8.0%	4	9.9%	6
CAMEO	On A Budget	3.1%	2	3.1%	2	2.5%	1	6.8%	6
CAMEO	Family Value	1.6%	4	1.6%	4	2.4%	5	4.3%	7
Affluence	AB	21.2%	4	21.2%	4	30.9%	6	16.4%	2
Affluence	C1C2	65.1%	10	65.1%	10	56.3%	9	62.6%	10
Affluence	DE	13.7%	3	13.7%	3	12.9%	3	21.0%	6



Local Market Profile

Mix of spend by customer segment in Punch site and local market



	Customer Count	Family Familiar	Occasional & Local	Mid-Week Seniors	Part Of The Pub	Metro Sophisticates	Young & Connected	Bubbly Weekenders	Upmarket Diners
Seven Stars	119	4.13%	1.29%	58.59%	10.06%	1.10%	15.31%	3.73%	5.75%
Local Catchment	3930	21.84%	6.47%	21.13%	12.25%	2.84%	19.06%	8.02%	8.35%
Punch T&L	98639	8.97%	6.11%	29.02%	11.19%	10.98%	11.12%	7.15%	15.42%
Seven Stars vs Local Catchment		-17.71%	-5.18%	37.46%	-2.19%	-1.74%	-3.75%	-4.29%	-2.60%
Seven Stars vs Punch T&L		-4.84%	-4.82%	29.57%	-1.13%	-9.88%	4.19%	-3.42%	-9.67%
Local Catchment vs Punch T&L		12.87%	0.36%	-7.89%	1.06%	-8.14%	7.94%	0.87%	-7.07%

■ Seven Stars

■ Local Catchment

■ Punch T&L