



Site Summary



Golden Lion TS213AU

TS213AU

Punch T&L



Work Area

Durham and Bishop Auckland



Region

North East



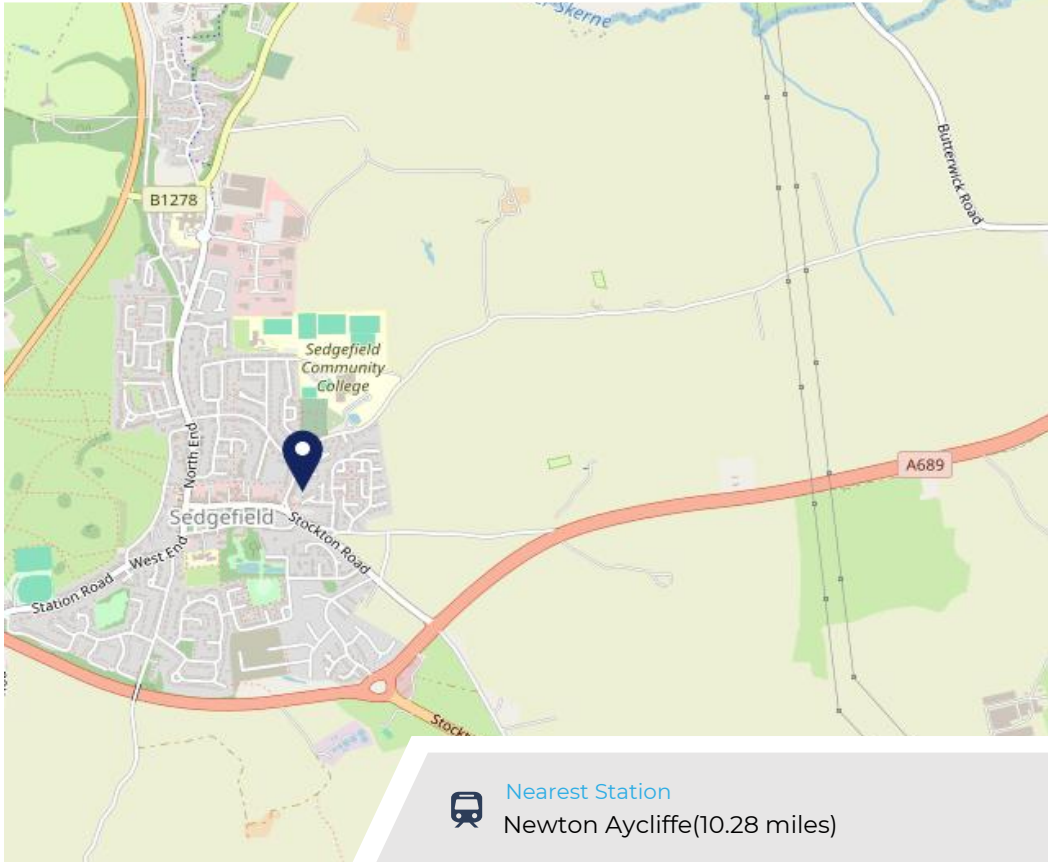
TV Region

Tyne Tees



Urbanicity

Rural town and fringe



ATV
£11.66



Gender
98.16%
Male



Affluence
92.12%
Middle Income



Segmentation
80.03%
White Collar Neighbourhoods



Age Group
38.66%
18 to 24



Visit Day
24.44%
Fri

Top Competitors



Black Lion
TS212AU
 Restaurant

#1



The Pickled Parson of Sedgefield
TS212AB
 Pub Restaurant

#2



Little Sicily
TS212AU
 Restaurant

#3



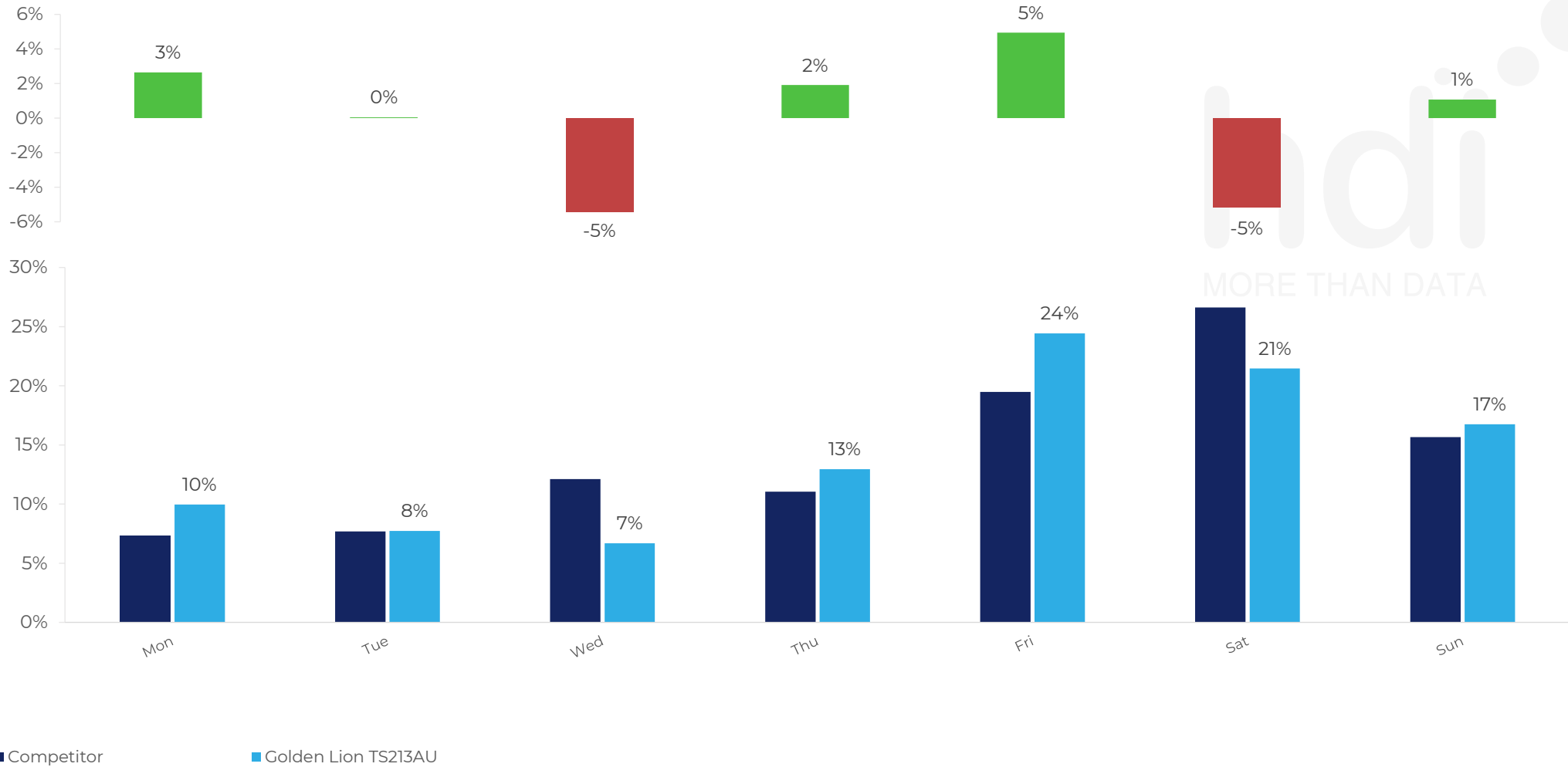
Nearest Station

Newton Aycliffe(10.28 miles)

Spend by Weekpart

How is customer spend distributed throughout the week for Golden Lion TS213AU versus its competitors?

% of spend for Golden Lion TS213AU and 238 Chains in 3 Miles from 19/03/2025 - 11/03/2026 split by Day of Week



■ Competitor

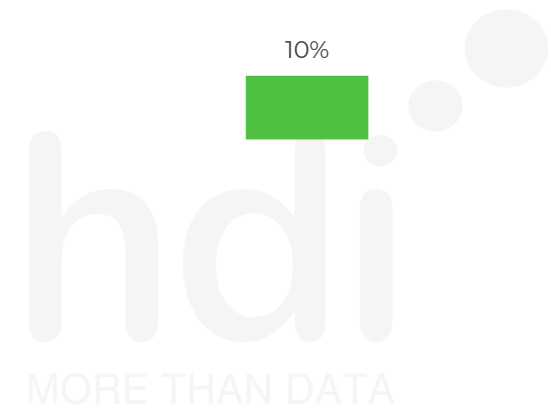
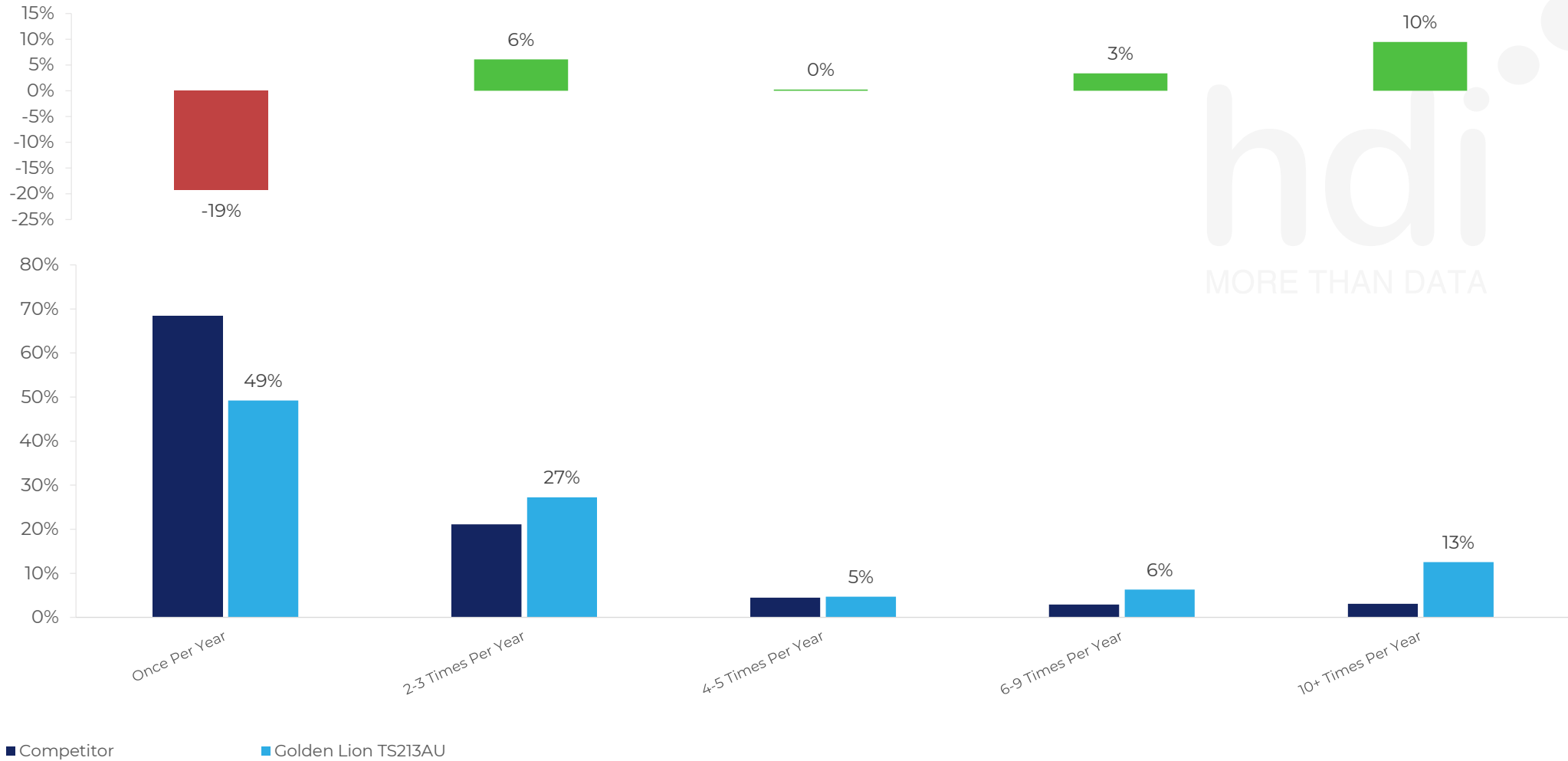
■ Golden Lion TS213AU



Visit Frequency

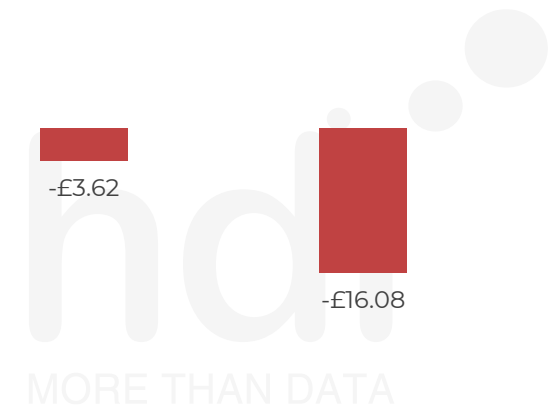
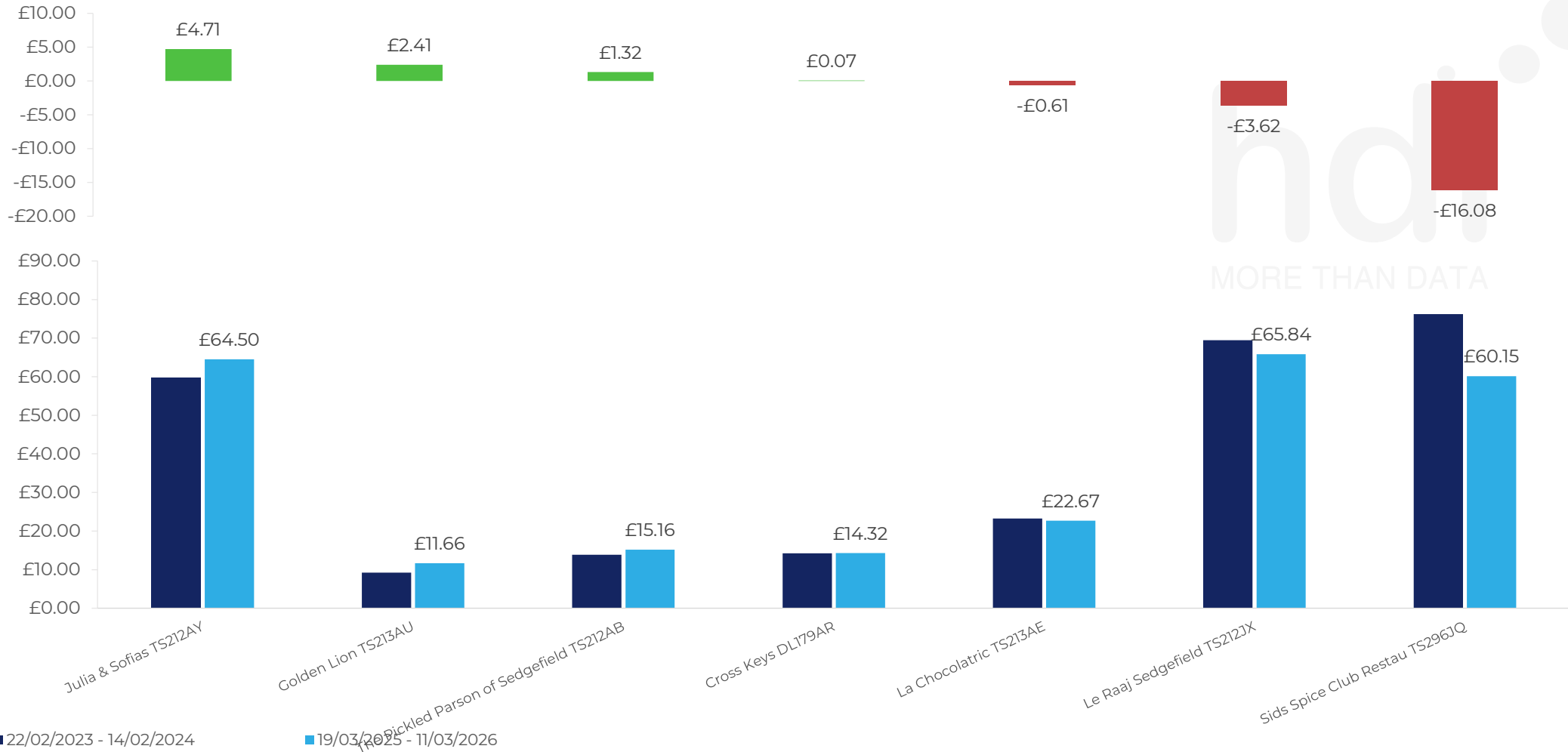
How frequently per year do customers visit Golden Lion TS213AU versus its competitors?

% of customer numbers for Golden Lion TS213AU and 238 Chains in 3 Miles from 19/03/2025 - 11/03/2026 and the number of visits made Per Annum



ATV Change

How has ATV changed between two date ranges?

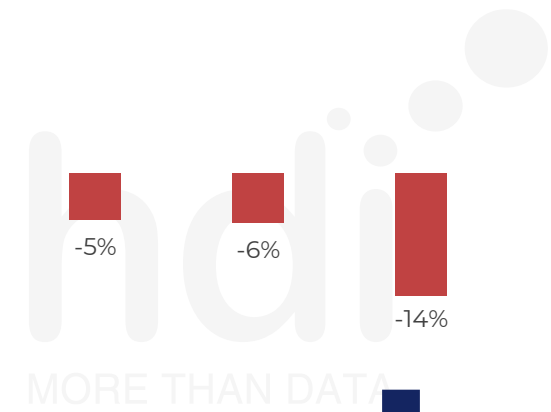
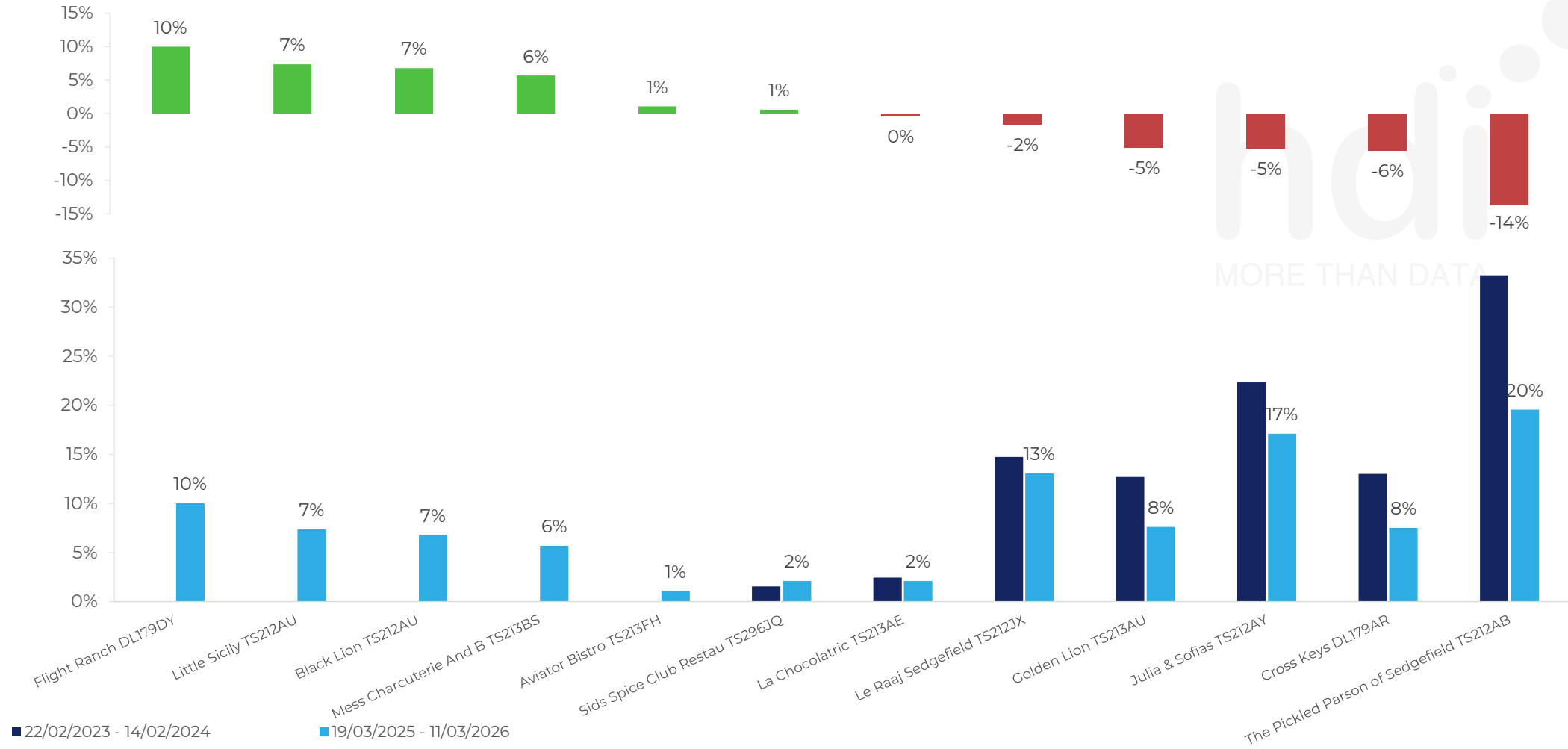




Market Share Change

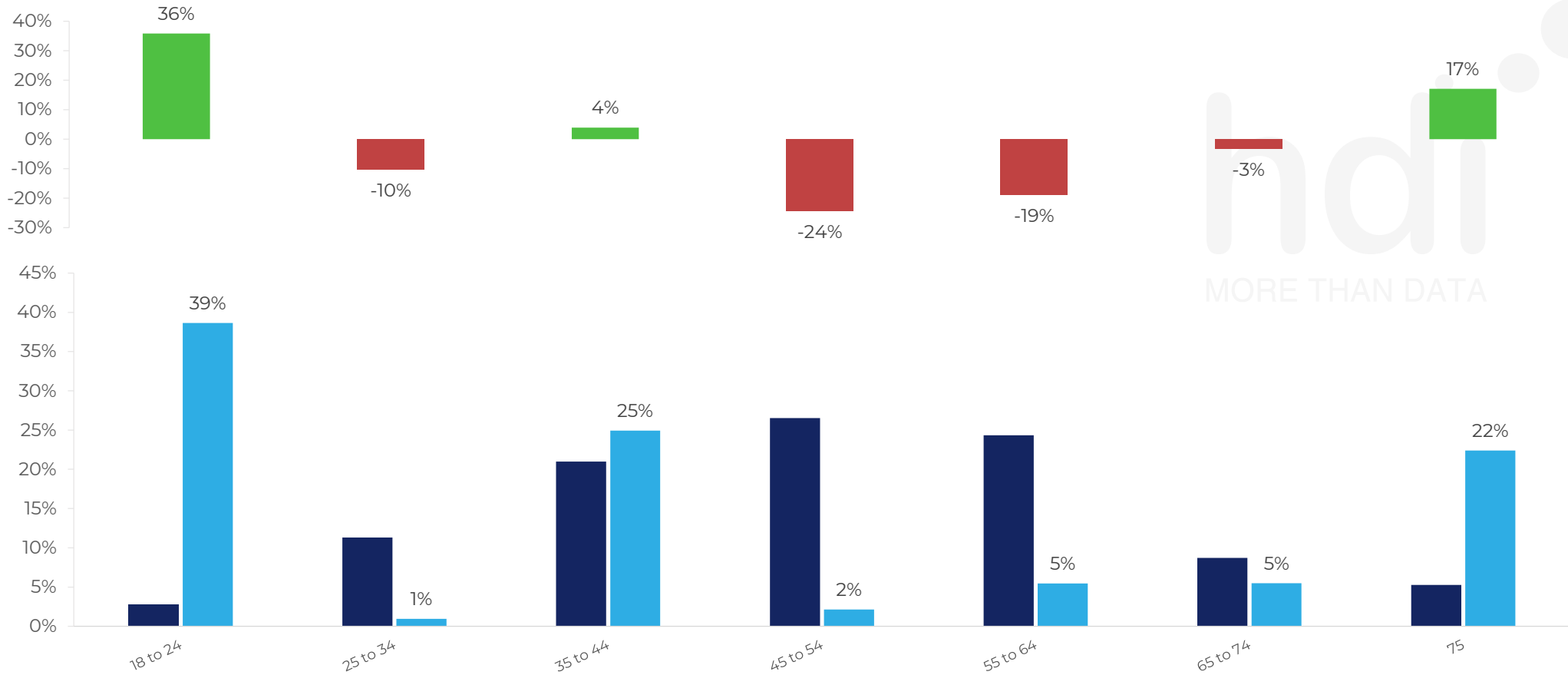
How has market share changed between two date ranges?

% of market share spend for Golden Lion TS213AU and 238 Chains in 3 Miles from 19/03/2025 - 11/03/2026



How does the age profile of customers who visit Golden Lion TS213AU compare versus its competitors?

% of spend for Golden Lion TS213AU and 238 Chains in 3 Miles from 19/03/2025 - 11/03/2026 split by Age Range



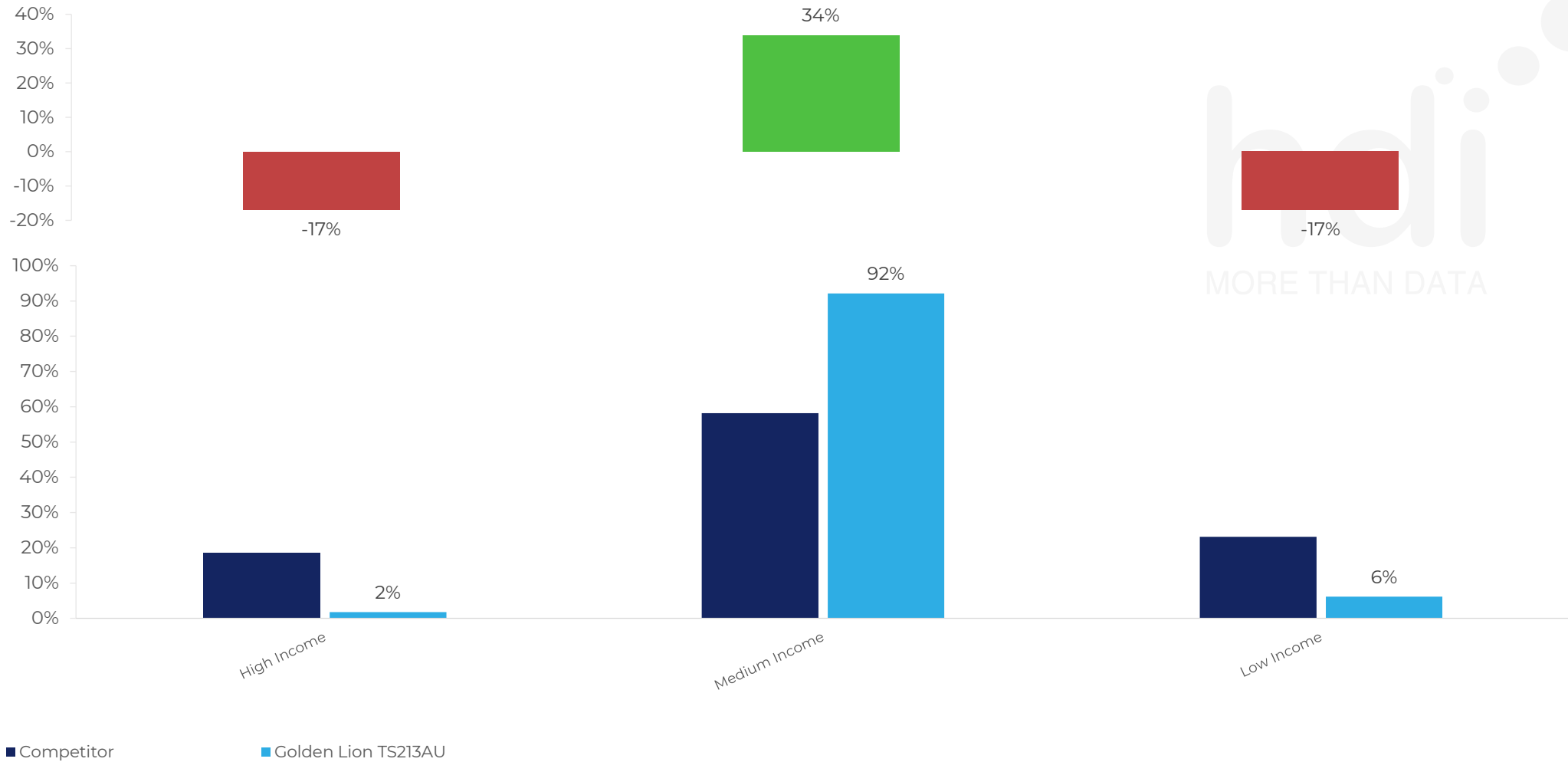
■ Competitor

■ Golden Lion TS213AU

Affluence

How does the affluence of customers who visit Golden Lion TS213AU compare versus its competitors?

% of spend for Golden Lion TS213AU and 238 Chains in 3 Miles from 19/03/2025 - 11/03/2026 split by Affluence

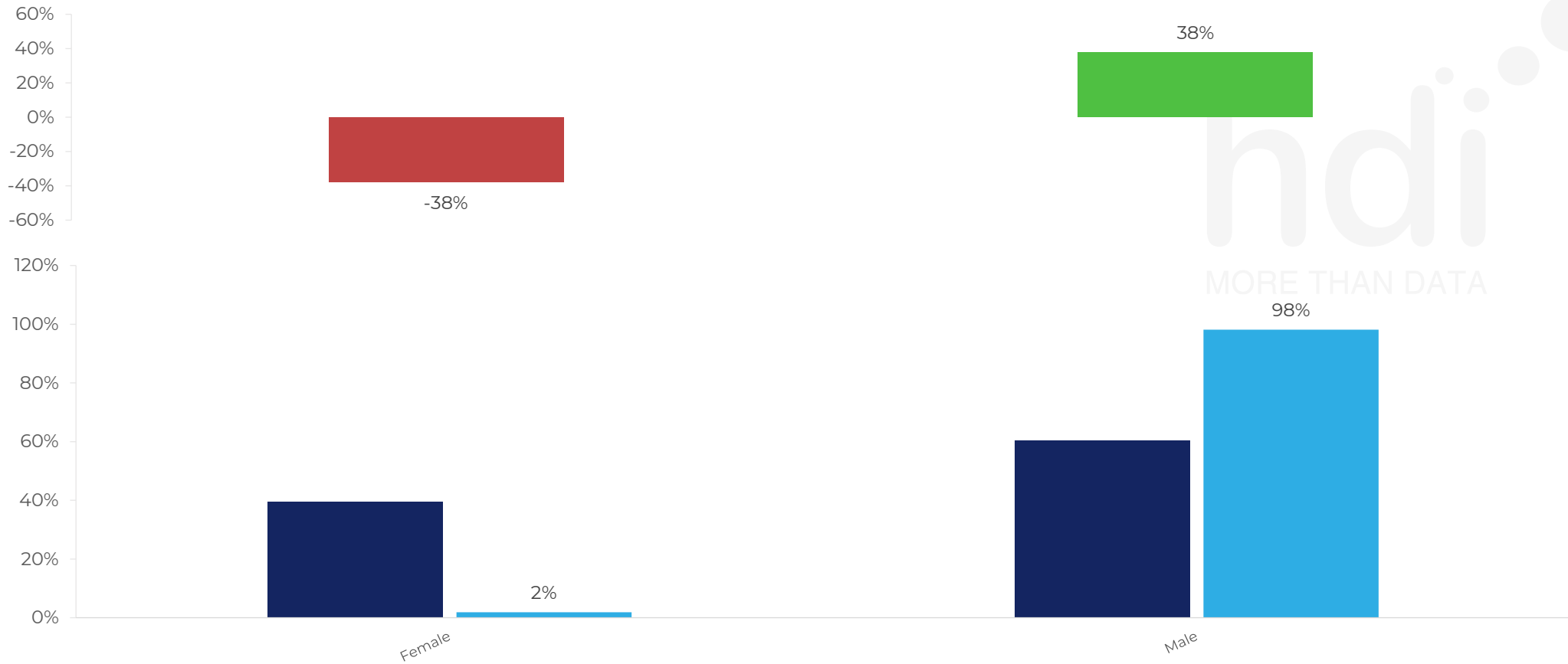




Gender

How does the gender profile of customers who visit Golden Lion TS213AU compare versus its competitors?

% of spend for Golden Lion TS213AU and 238 Chains in 3 Miles from 19/03/2025 - 11/03/2026 split by Gender



■ Competitor

■ Golden Lion TS213AU

SEGMENT SNAPSHOTS

1 – Family Familiar

- Value-oriented family groups who are particularly prevalent in the Midlands and the North.
- These customers more regularly visit McDonalds or Nandos or order Just Eat but do occasionally use suburban pubs for eating – particularly on a Sunday.
- Great value is essential with menu preferences for grilled meat, the kids menu and soft drinks.



2 – Occasional & Local

- Occasional & Local are lower frequency habitual drink-led customers.
- These value-oriented customers typically drink in lower priced suburban locations midweek.
- Occasional & Local favour recognised mainstream drinks brands such as Carling, Fosters, John Smiths or Smirnoff.



3 – Mid-week Seniors

- Mid-week Grey Social customers are older customers who prefer a peaceful pub – typically visiting midweek daytime and often avoiding busy events.
- These customers are of varying affluence.
- They prefer classic menu items such as fish and chips and hunters chicken with a lean towards cask ale, hot drinks and wines.



4 – PART OF THE PUB

- Part of the Pub customers are very habitual value-oriented drink-led customers.
- They drink in their local pub during the week with a preference for mainstream draught (Carling, Fosters, John Smiths, Strongbow) and recognised brands such as Bud, Smirnoff and Jamesons.
- These customers are more likely to visit betting shops, off licences and watch live football.



5 – METRO SOPHISTICATES

- Metro Sophisticates are younger, more affluent guests often found in and around larger cities.
- These customers favour more premium venues and tend to make healthier, more ethical choices.
- Living active lives, Metro Sophisticates will choose more premium brands such as Neck Oil, Fever Tree and Bombay Sapphire. They're interested in vegetarian / vegan menu options.



6 – YOUNG & CONNECTED

- Young & Connected customers are typically younger, less affluent customers. They favour branded businesses and have high online usage
- They tend to use lower-priced pubs in high street locations with a preference for spirits, cocktails, shots and burgers in Punch sites.
- Young & Connected customers are responsive to events in the pub, e.g. live sport, bank holidays.



7 - Bubbly Weekenders

- Bubbly Weekenders are slightly health-conscious younger customers who confine their pub use to high street venues at the weekend.
- Disproportionately female, Bubbly Weekenders favour spirits, cocktails and shots when in Punch sites.
- If eating, they've an interest in vegetarian / vegan dishes and have a preference for chicken burgers.



8 – UPMARKET DINERS

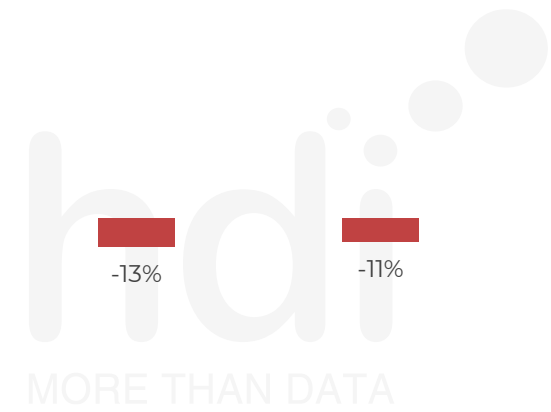
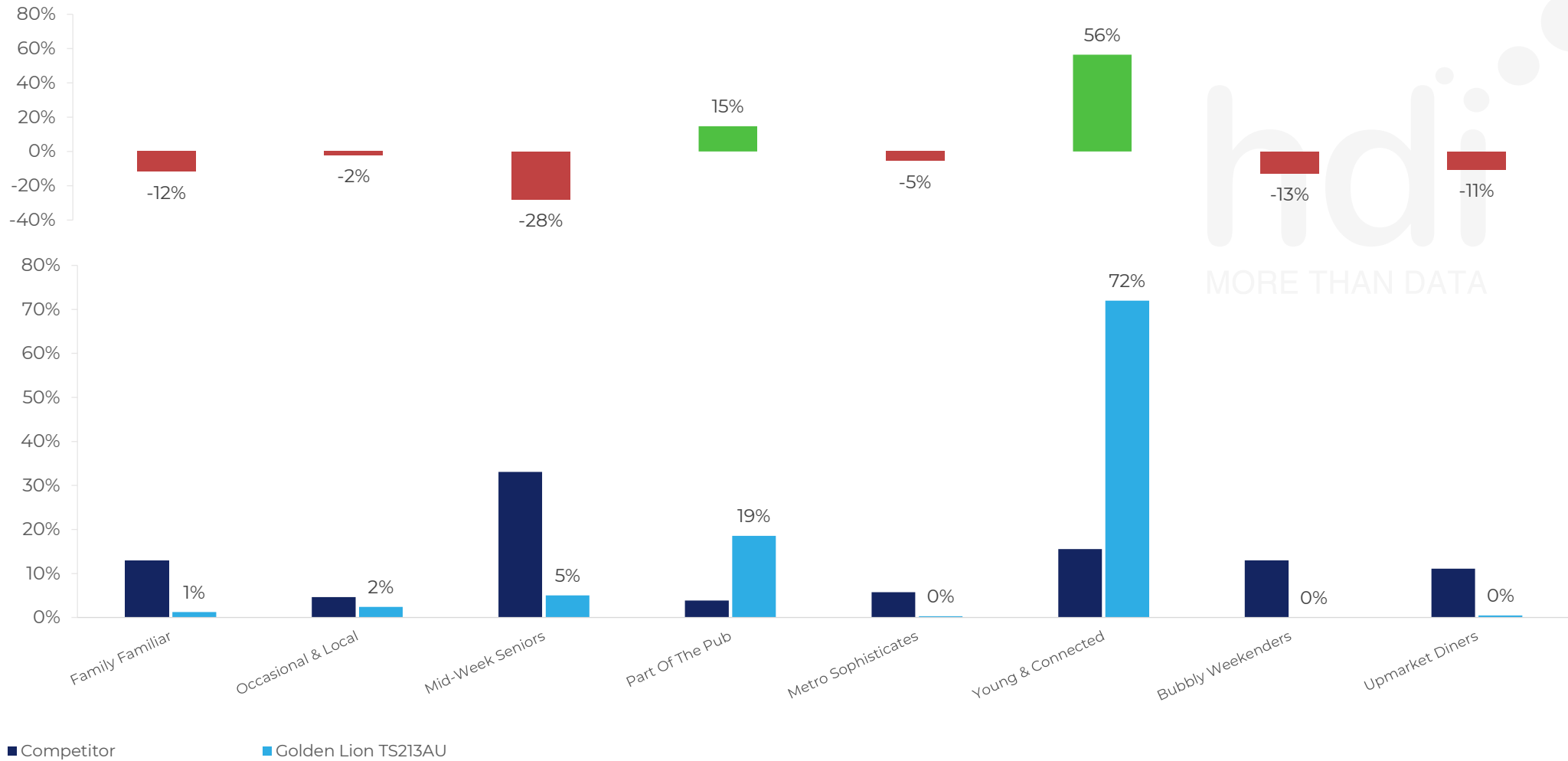
- Upmarket Diners are affluent, older guests who tend to visit higher-priced rural pubs during the daytime (often Sunday) for food.
- These active customers make healthy, ethical choices and aren't overly price conscious.
- When with Punch, Upmarket Diners are more likely to buy a roast or a special. If buying drinks, they lean towards wine, hot drinks and softs.



Punch Segmentation

How does the Custom segmentation profile of customers who visit Golden Lion TS213AU compare versus its competitors?

% of spend for Golden Lion TS213AU and 238 Chains in 3 Miles from 19/03/2025 - 11/03/2026 split by Segment

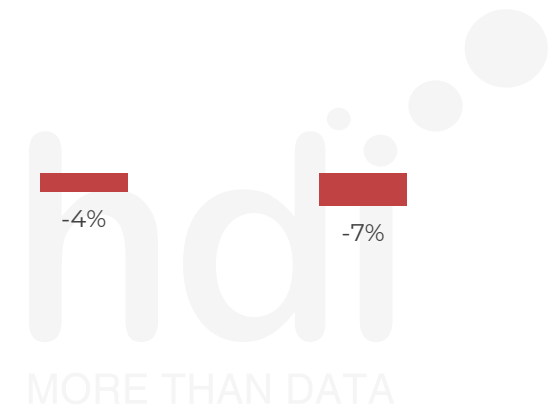
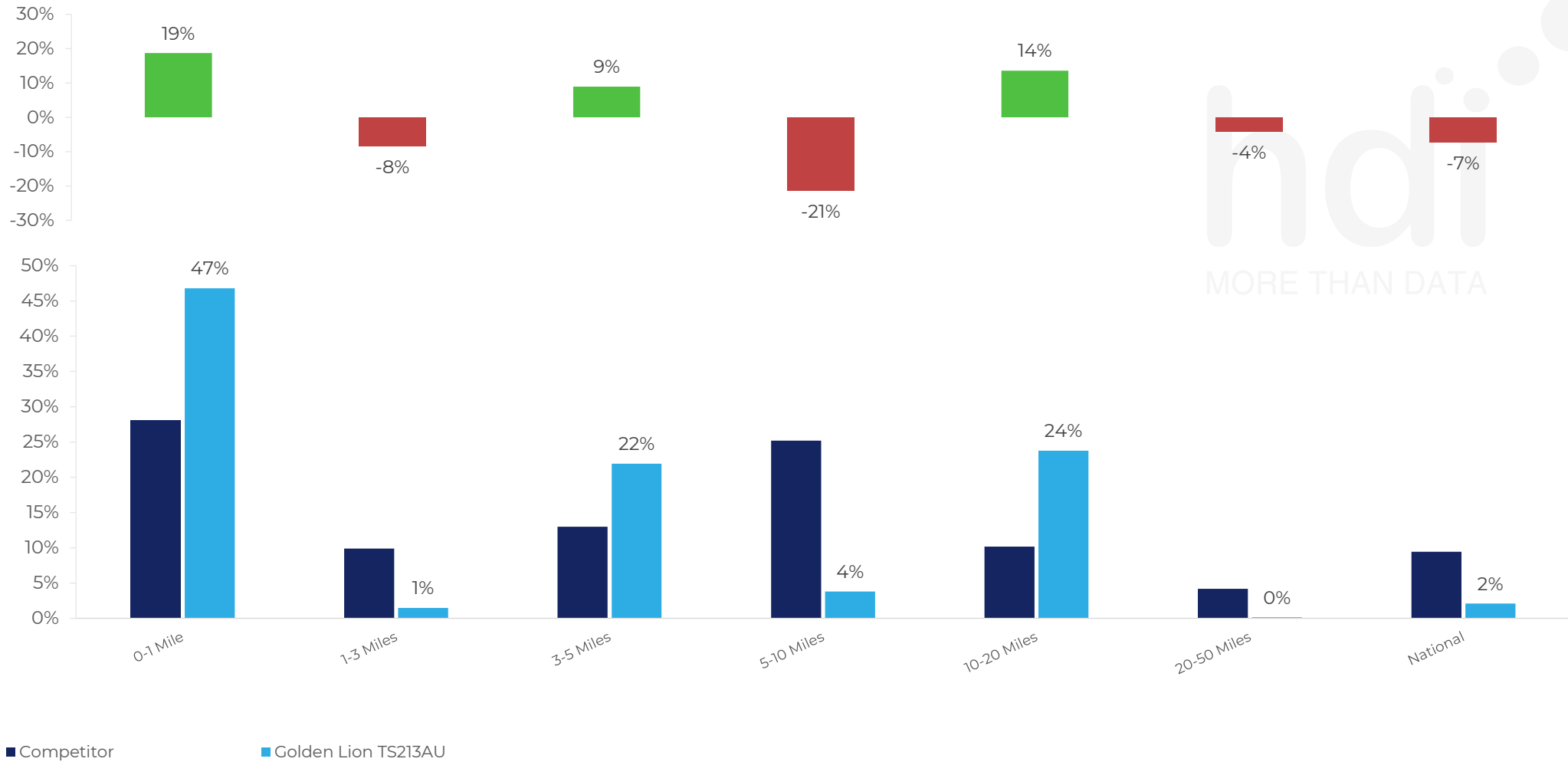


■ Competitor ■ Golden Lion TS213AU

Spend by Distance

How does the spend profile of Golden Lion TS213AU compare versus its competitors based on travel distances?

% of spend for Golden Lion TS213AU and 238 Chains in 3 Miles from 19/03/2025 - 11/03/2026 split by Distance travelled



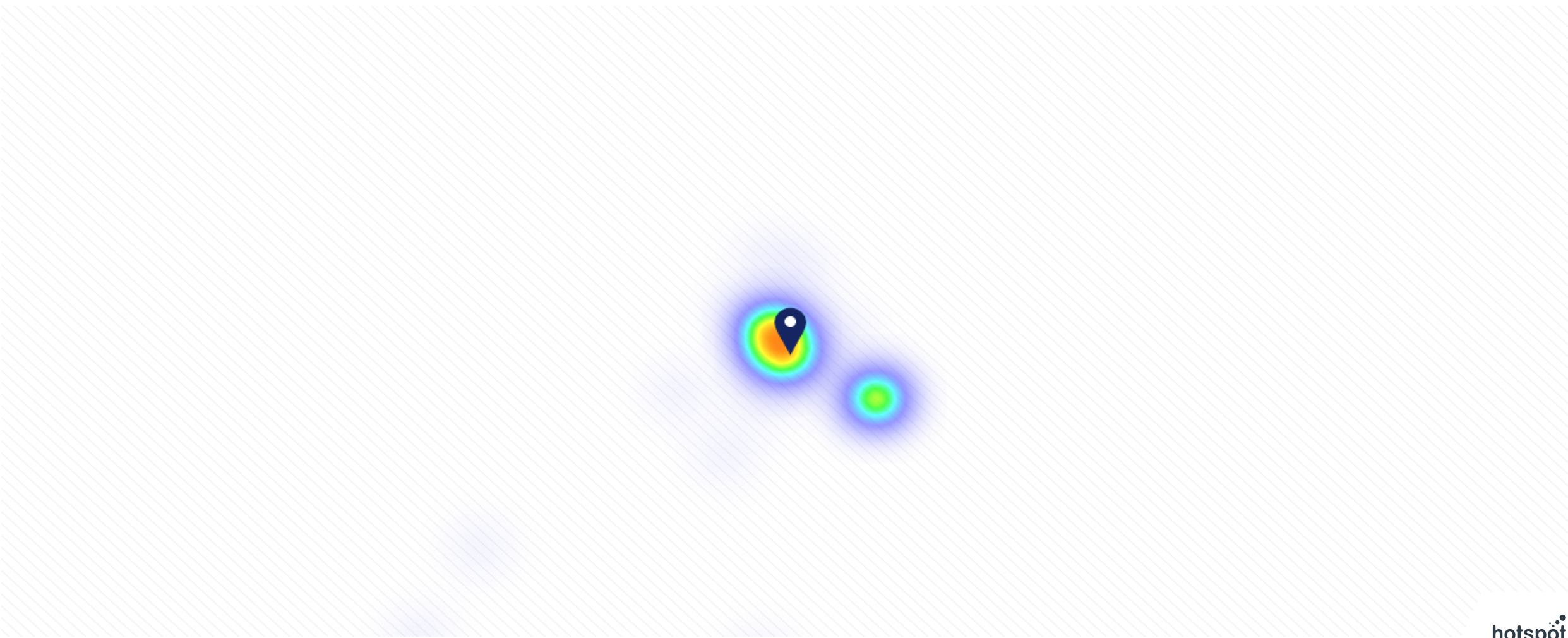
■ Competitor ■ Golden Lion TS213AU



Map of Guest Origin

Where do customers of Golden Lion TS213AU come from?

Where do customers of Golden Lion TS213AU for 19/03/2025 - 11/03/2026 live

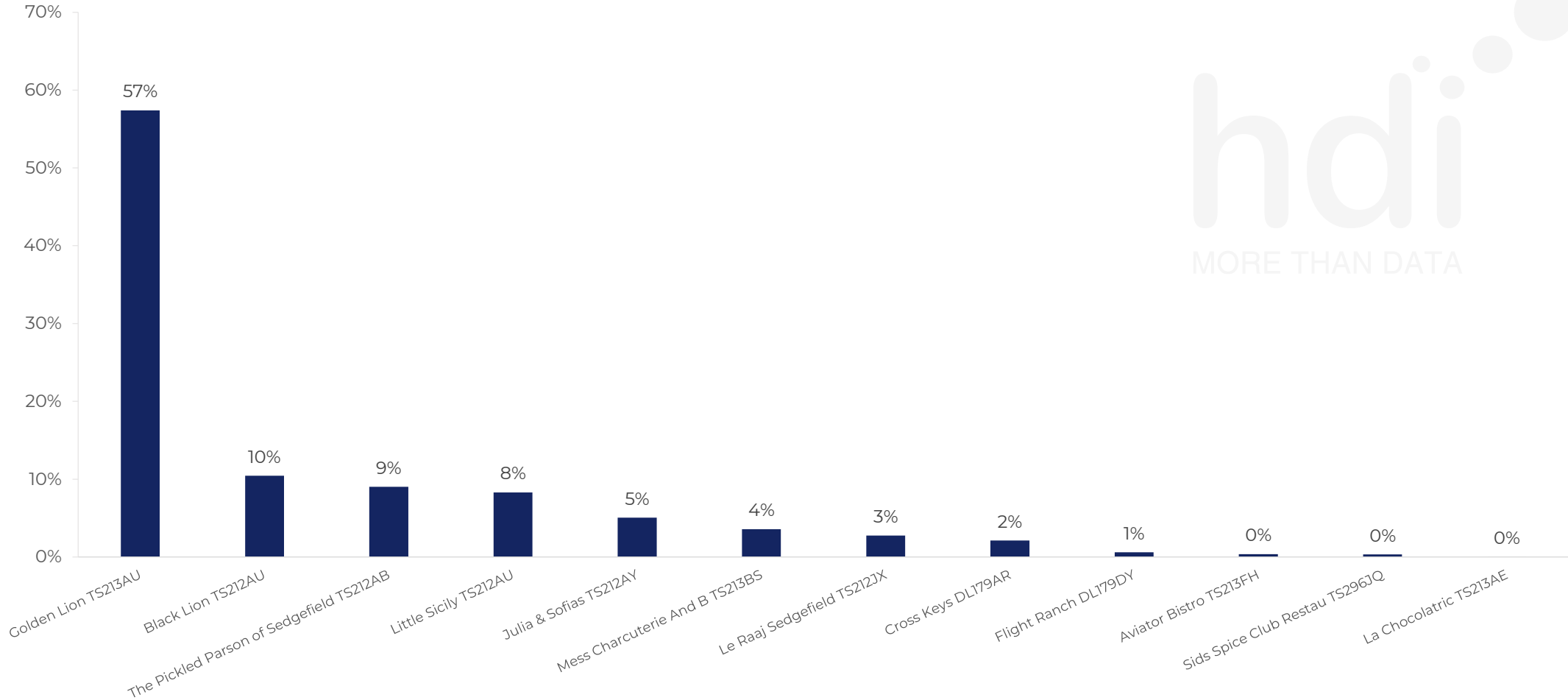




Share of Wallet

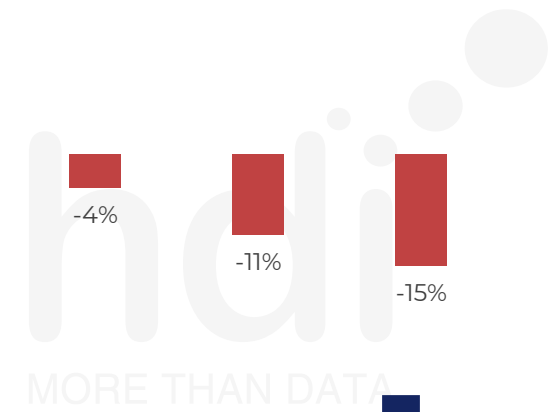
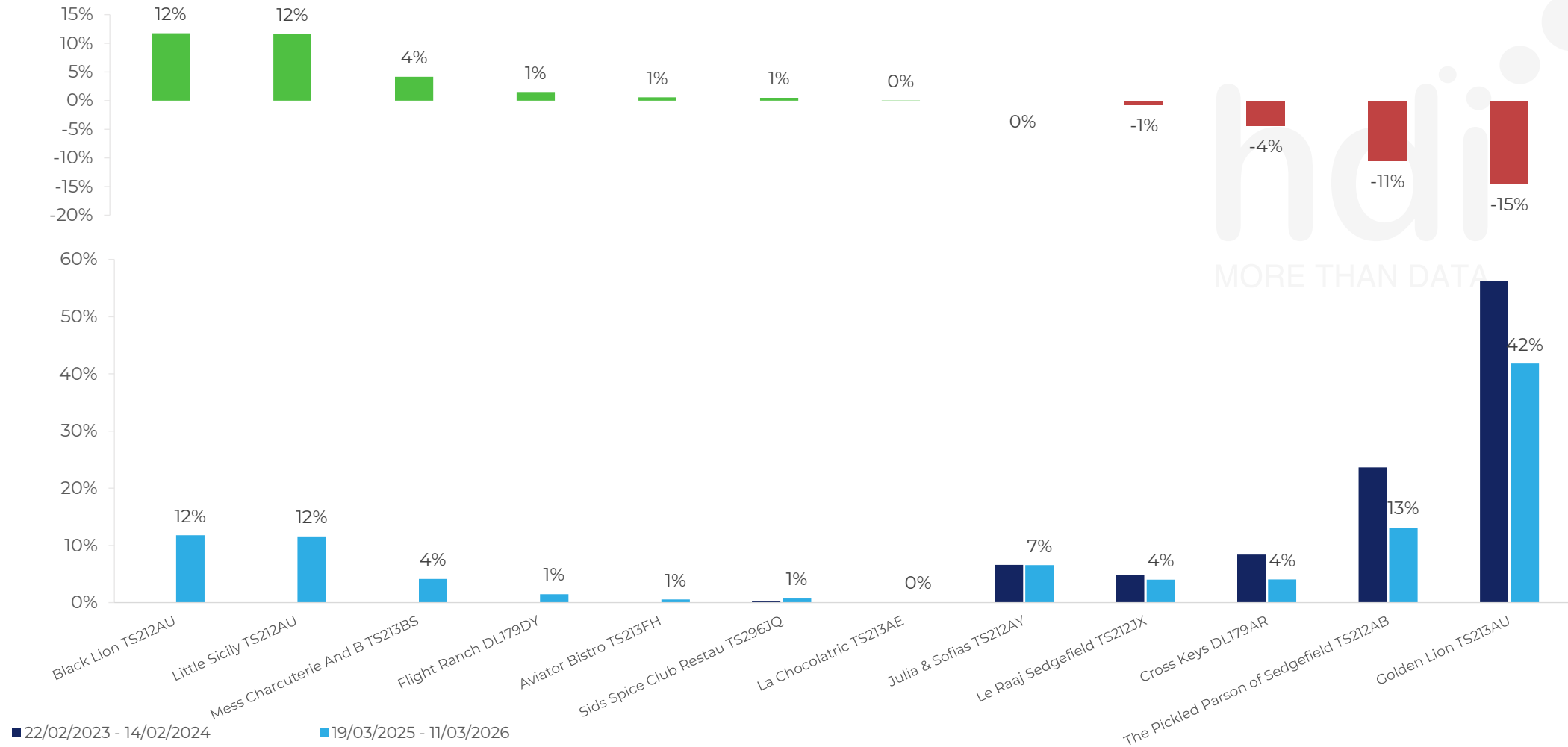
What are the Top 20 venues (by spend) that customers of Golden Lion TS213AU also visit?

For customers of Golden Lion TS213AU, who are the top 20 competitors from 238 Chains in 3 Miles for 19/03/2025 - 11/03/2026 split by Venue



Share of Wallet Change

How has share of wallet of customers of Golden Lion TS213AU changed between two date ranges?





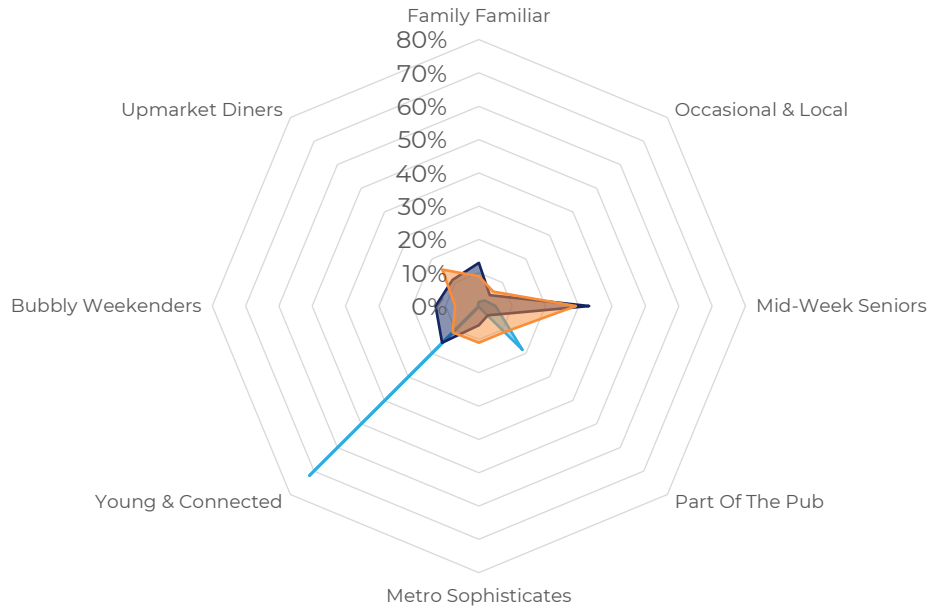
Market Summary

How does the local area for Golden Lion TS213AU compare to the national average (1 = low, 10 = high)

Data Type	Name	Spend in 250m	250m Spend vs National	Spend in 500m	500m Spend vs National	Spend in 1 mile	1 mile Spend vs National	Spend in 3 miles	3 mile Spend vs National
Total	Annual Sales	£1.40M	5	£4.09M	6	£4.46M	3	£5.57M	1
Weekpart	Mon - Thu	47.4%	9	40.5%	6	40.6%	5	40.7%	4
Weekpart	Fri - Sat	37.3%	2	43.4%	5	43.8%	6	43.4%	7
Weekpart	Sun	15.3%	6	16.0%	7	15.7%	6	15.9%	6
Age	18 to 24	7.0%	6	4.2%	4	4.0%	3	3.9%	2
Age	25 to 34	4.6%	1	7.0%	1	7.7%	1	9.4%	1
Age	35 to 44	10.3%	1	17.4%	2	17.8%	1	18.2%	1
Age	45 to 54	15.9%	2	22.4%	8	22.8%	9	22.0%	8
Age	55 to 64	26.2%	10	26.0%	10	25.5%	10	25.6%	10
Age	65 to 74	16.8%	10	12.4%	9	12.1%	9	11.8%	9
Age	75+	19.2%	10	10.5%	10	10.0%	10	9.0%	10
CAMEO	Business Elite	10.1%	7	6.1%	5	6.2%	5	5.5%	4
CAMEO	Prosperous Professionals	10.0%	9	6.4%	6	6.2%	6	5.8%	4
CAMEO	Flourishing Society	9.6%	4	11.0%	5	11.1%	5	10.4%	4
CAMEO	Content Communities	11.8%	5	14.9%	8	15.1%	8	14.3%	8
CAMEO	White Collar Neighbourhoods	20.7%	10	20.4%	10	19.8%	10	17.6%	10
CAMEO	Enterprising Mainstream	8.6%	6	6.8%	5	7.0%	5	7.7%	5
CAMEO	Paying The Mortgage	11.0%	4	13.3%	5	13.5%	5	14.6%	5
CAMEO	Cash Conscious Communities	8.1%	5	9.6%	6	9.7%	6	9.8%	6
CAMEO	On A Budget	4.6%	4	4.3%	3	4.4%	3	4.7%	2
CAMEO	Family Value	5.4%	7	7.0%	8	7.1%	8	9.6%	9
Affluence	AB	29.7%	6	23.6%	5	23.5%	4	21.6%	3
Affluence	C1C2	52.1%	7	55.5%	8	55.4%	8	54.2%	8
Affluence	DE	18.2%	5	20.9%	6	21.1%	6	24.2%	7



Mix of spend by customer segment in Punch site and local market



	Customer Count	Family Familiar	Occasional & Local	Mid-Week Seniors	Part Of The Pub	Metro Sophisticates	Young & Connected	Bubbly Weekenders	Upmarket Diners
Golden Lion	30	1.25%	2.38%	5.02%	18.54%	0.28%	71.98%	0.06%	0.45%
Local Catchment	576	12.99%	4.62%	33.10%	3.86%	5.73%	15.56%	12.99%	11.11%
Punch T&L	93514	8.99%	6.09%	29.13%	11.03%	10.99%	11.09%	7.13%	15.51%
Golden Lion vs Local Catchment		-11.74%	-2.24%	-28.08%	14.68%	-5.45%	56.42%	-12.93%	-10.66%
Golden Lion vs Punch T&L		-7.74%	-3.71%	-24.11%	7.51%	-10.71%	60.89%	-7.07%	-15.06%
Local Catchment vs Punch T&L		4.00%	-1.47%	3.97%	-7.17%	-5.26%	4.47%	5.86%	-4.40%

■ Golden Lion

■ Local Catchment

■ Punch T&L