



Site Summary



Rising Sun TR11ED

TR11ED

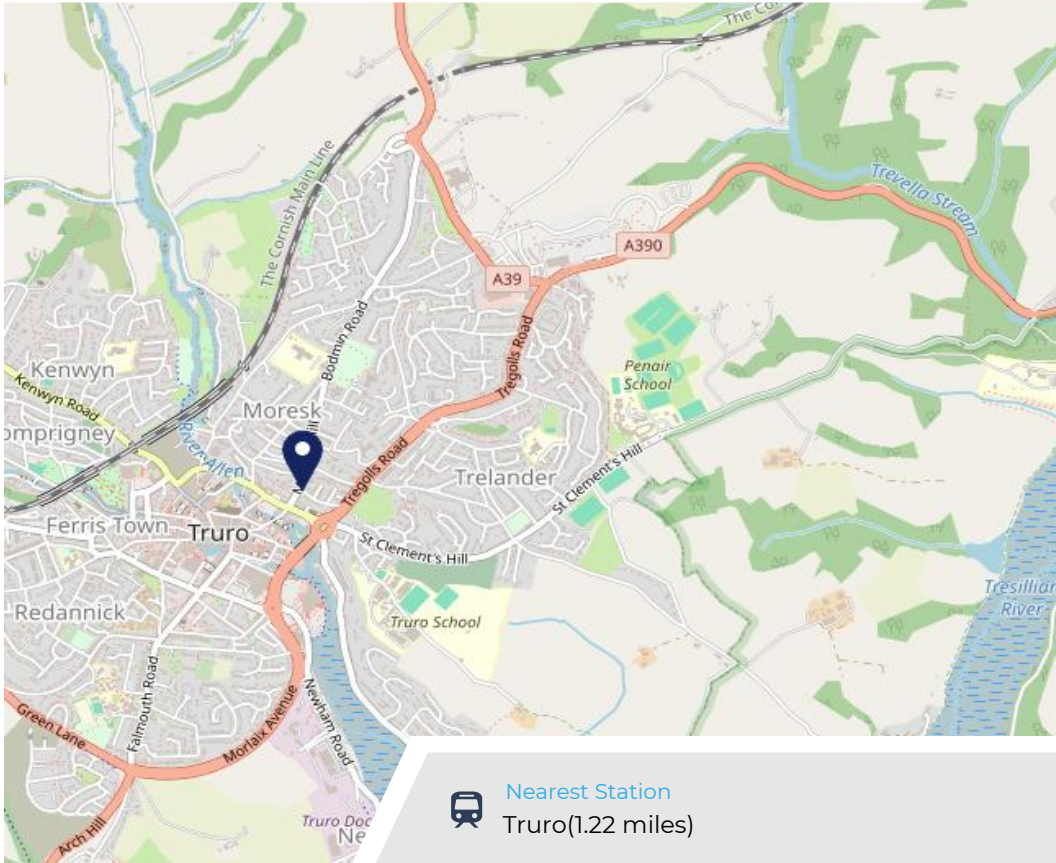
Punch T&L

Work Area
Redruth and Truro

Region
South West

TV Region
HarWest

Urbanicity
Urban city and town



ATV
£26.54



Gender
69.41%
Male



Affluence
64.43%
Middle Income



Segmentation
20.49%
Content Communities



Age Group
34.80%
55 to 64



Visit Day
28.52%
Sun

Top Competitors



Fitzpatricks
TR12HB
 Punch T&L

#1



Goodh Brewing Co
TR12DP
 Pub / Bar

#2



Thomas Daniell
TR12JA
 Pub Restaurant

#3



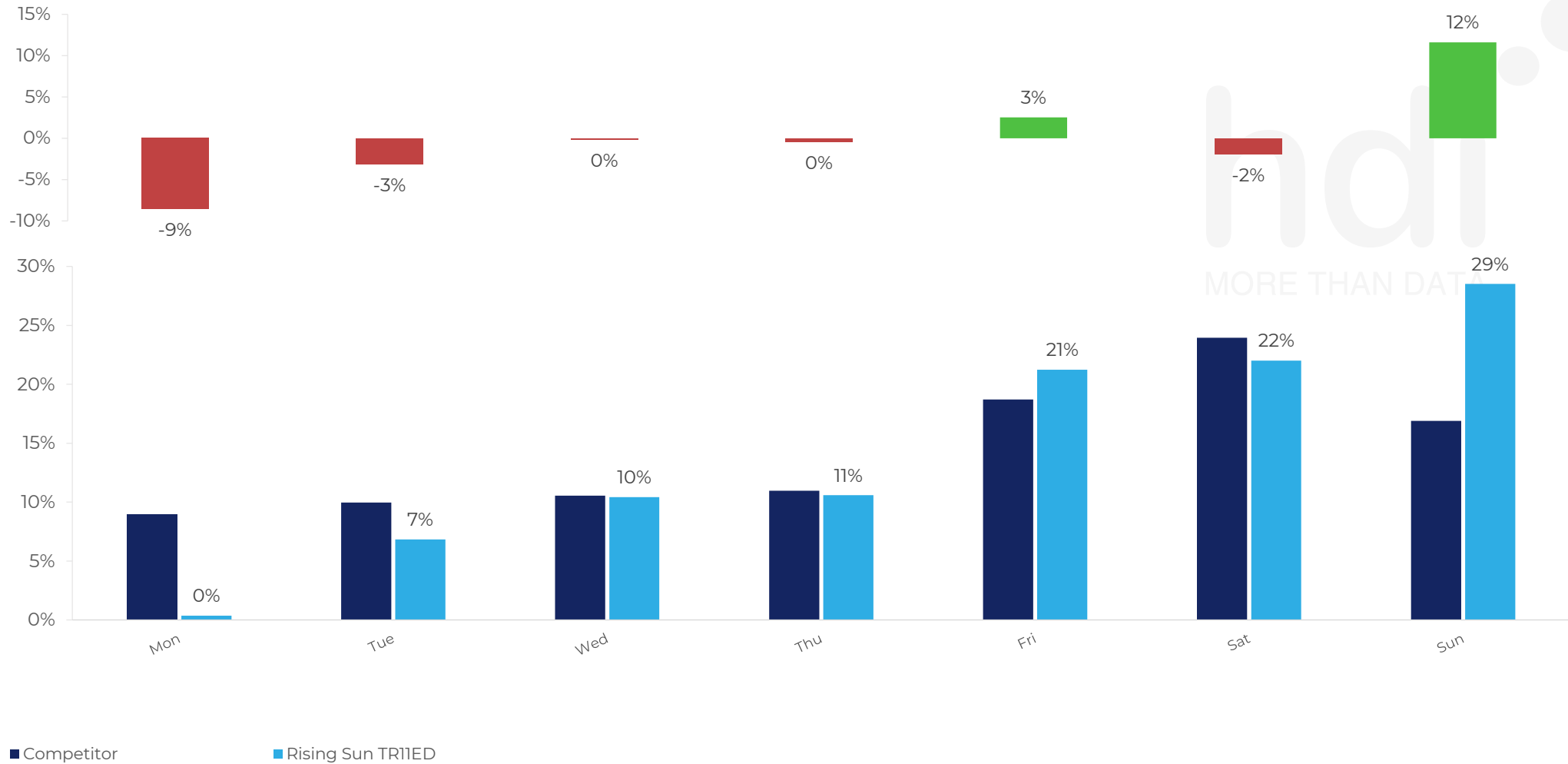
Nearest Station
Truro(1.22 miles)



Spend by Weekpart

How is customer spend distributed throughout the week for Rising Sun TR11ED versus its competitors?

% of spend for Rising Sun TR11ED and 129 Chains in 3 Miles from 22/05/2024 - 14/05/2025 split by Day of Week

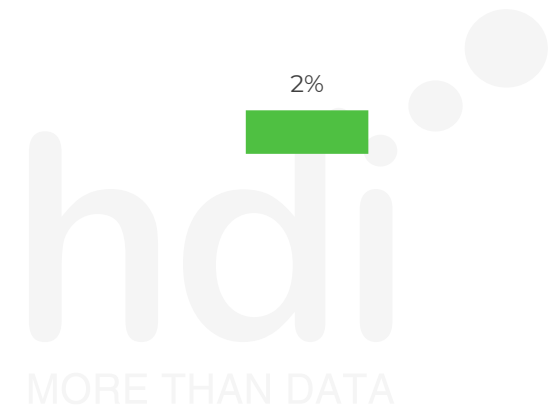
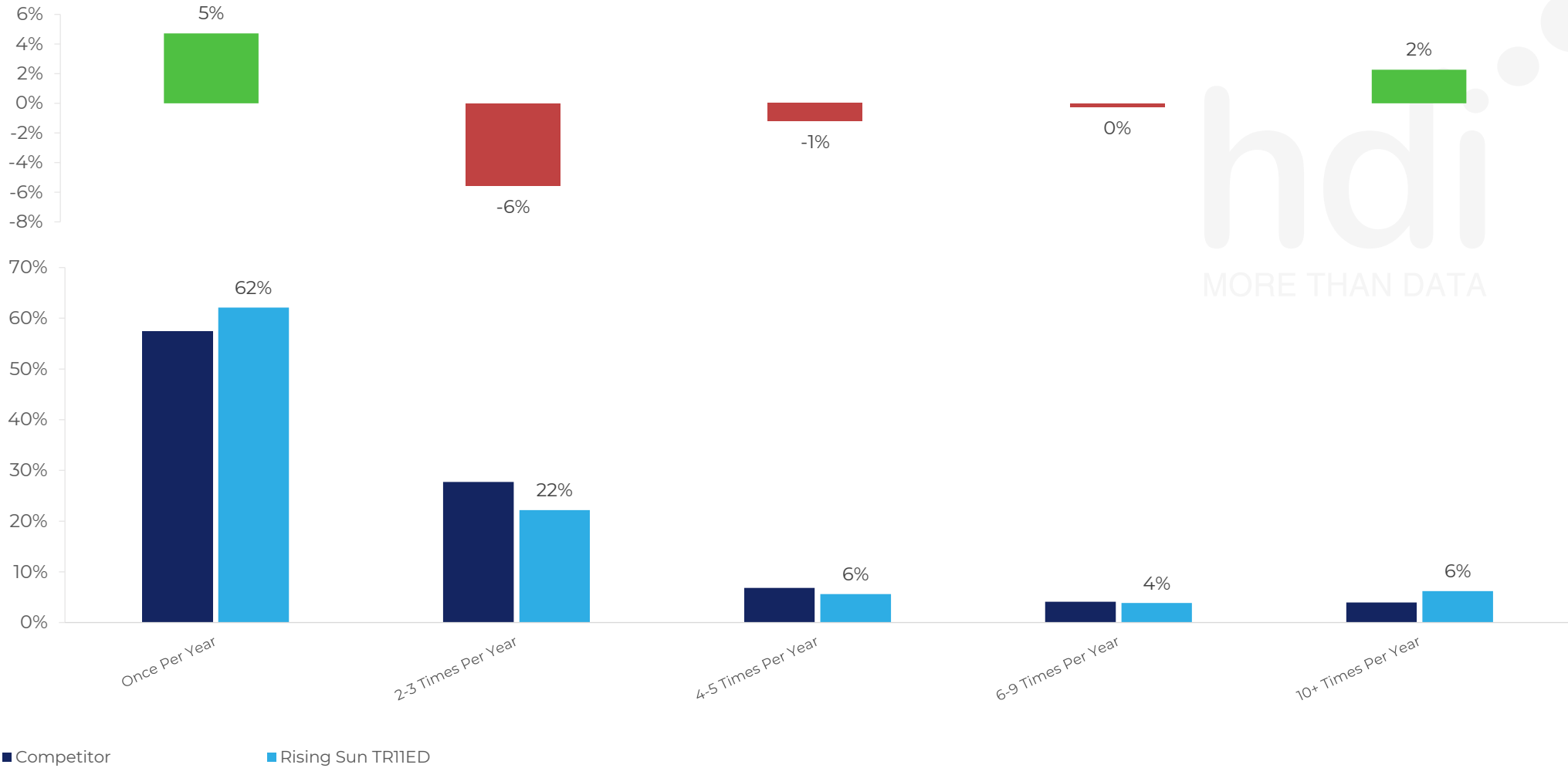




Visit Frequency

How frequently per year do customers visit Rising Sun TR11ED versus its competitors?

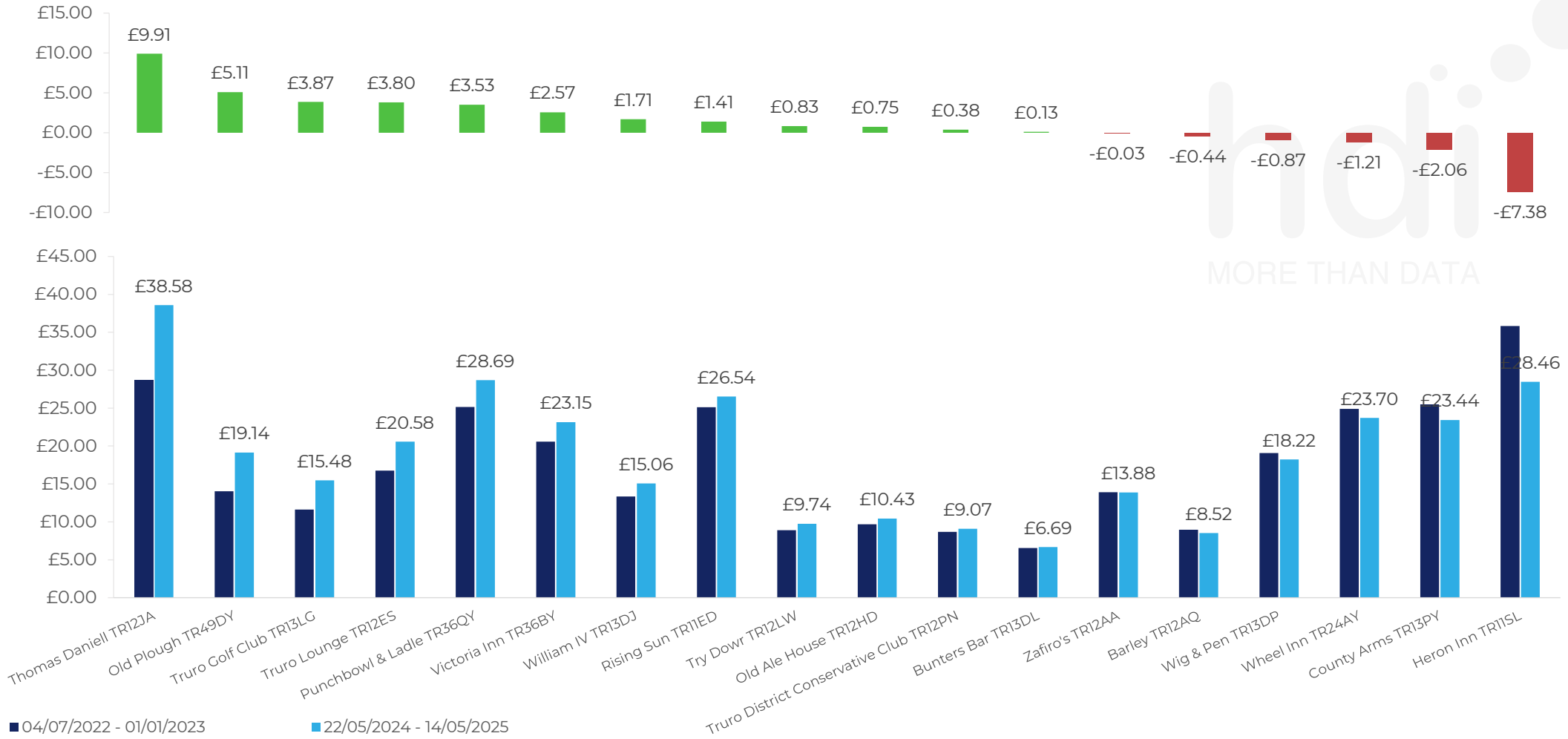
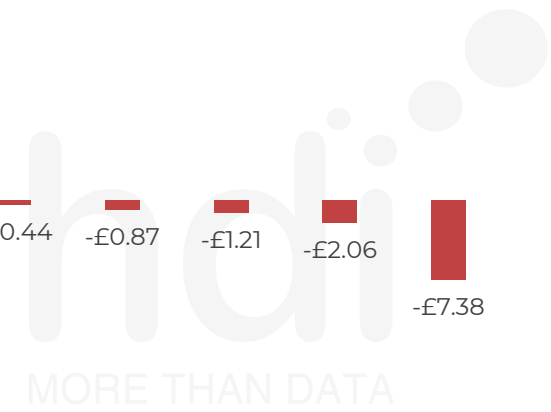
% of customer numbers for Rising Sun TR11ED and 129 Chains in 3 Miles from 22/05/2024 - 14/05/2025 and the number of visits made Per Annum





ATV Change

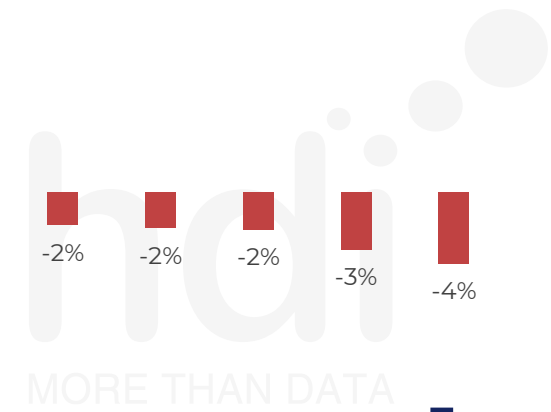
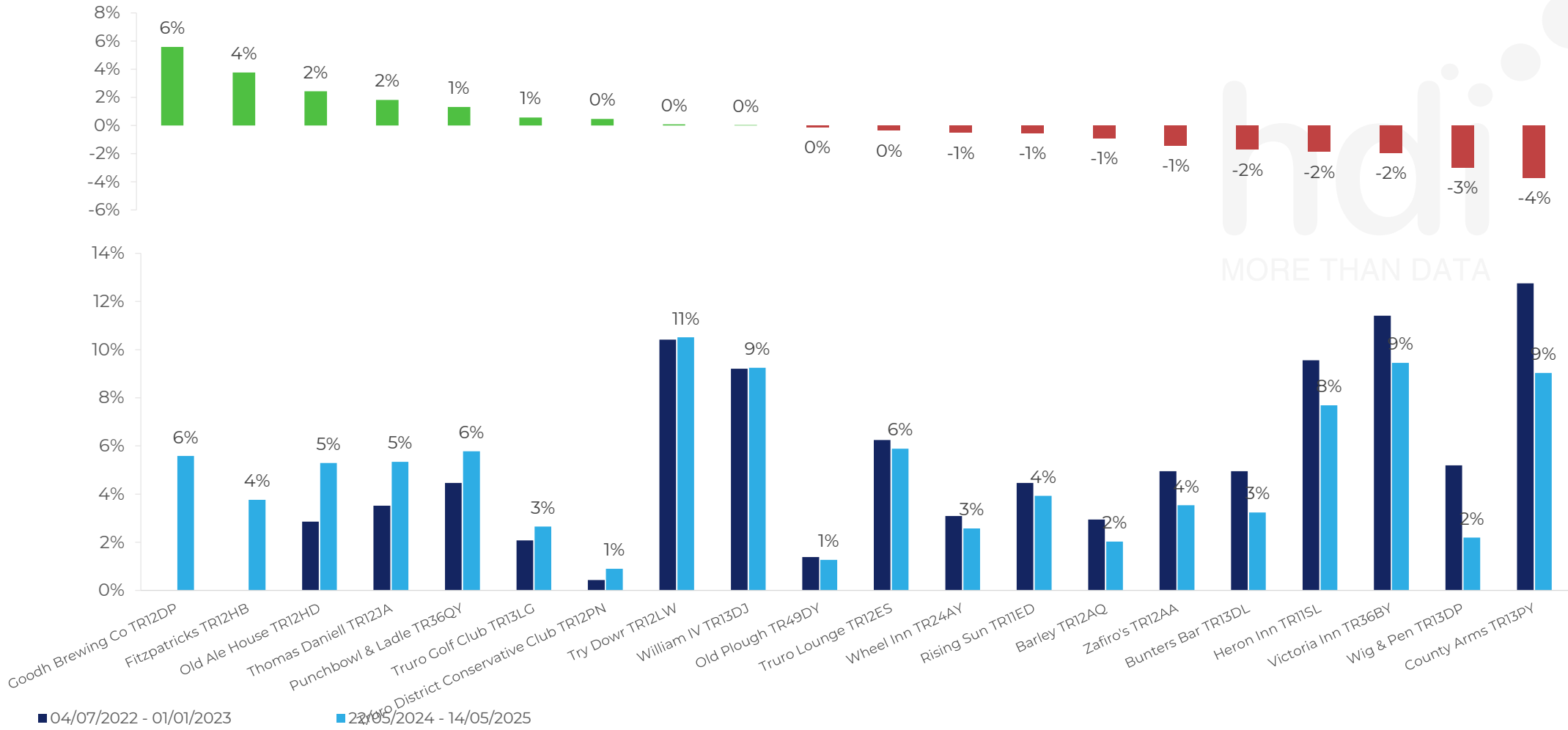
How has ATV changed between two date ranges?



Market Share Change

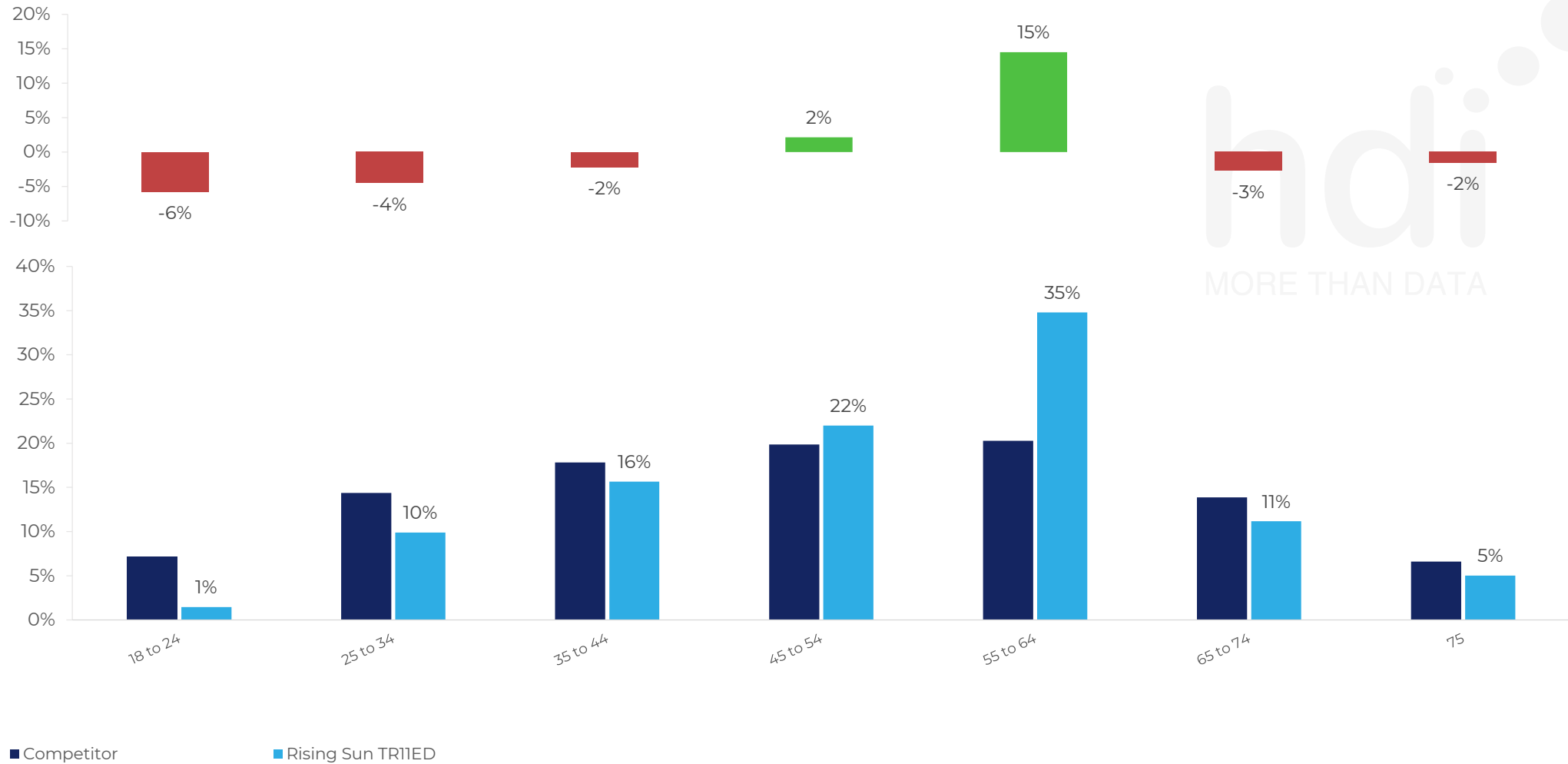
How has market share changed between two date ranges?

% of market share spend for Rising Sun TR11ED and 129 Chains in 3 Miles from 22/05/2024 - 14/05/2025



How does the age profile of customers who visit Rising Sun TR11ED compare versus its competitors?

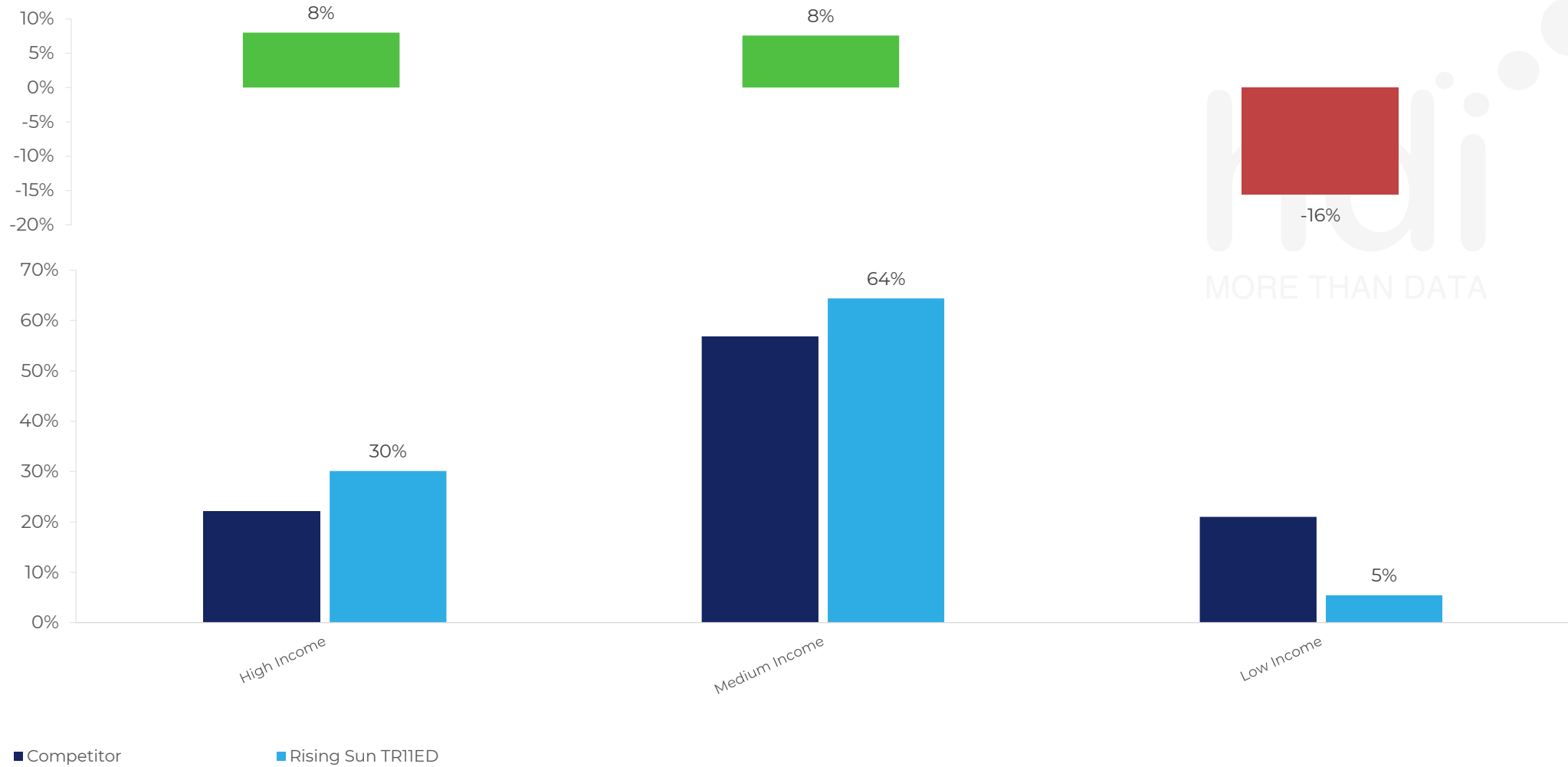
% of spend for Rising Sun TR11ED and 129 Chains in 3 Miles from 22/05/2024 - 14/05/2025 split by Age Range



Affluence

How does the affluence of customers who visit Rising Sun TR11ED compare versus its competitors?

% of spend for Rising Sun TR11ED and 129 Chains in 3 Miles from 22/05/2024 - 14/05/2025 split by Affluence

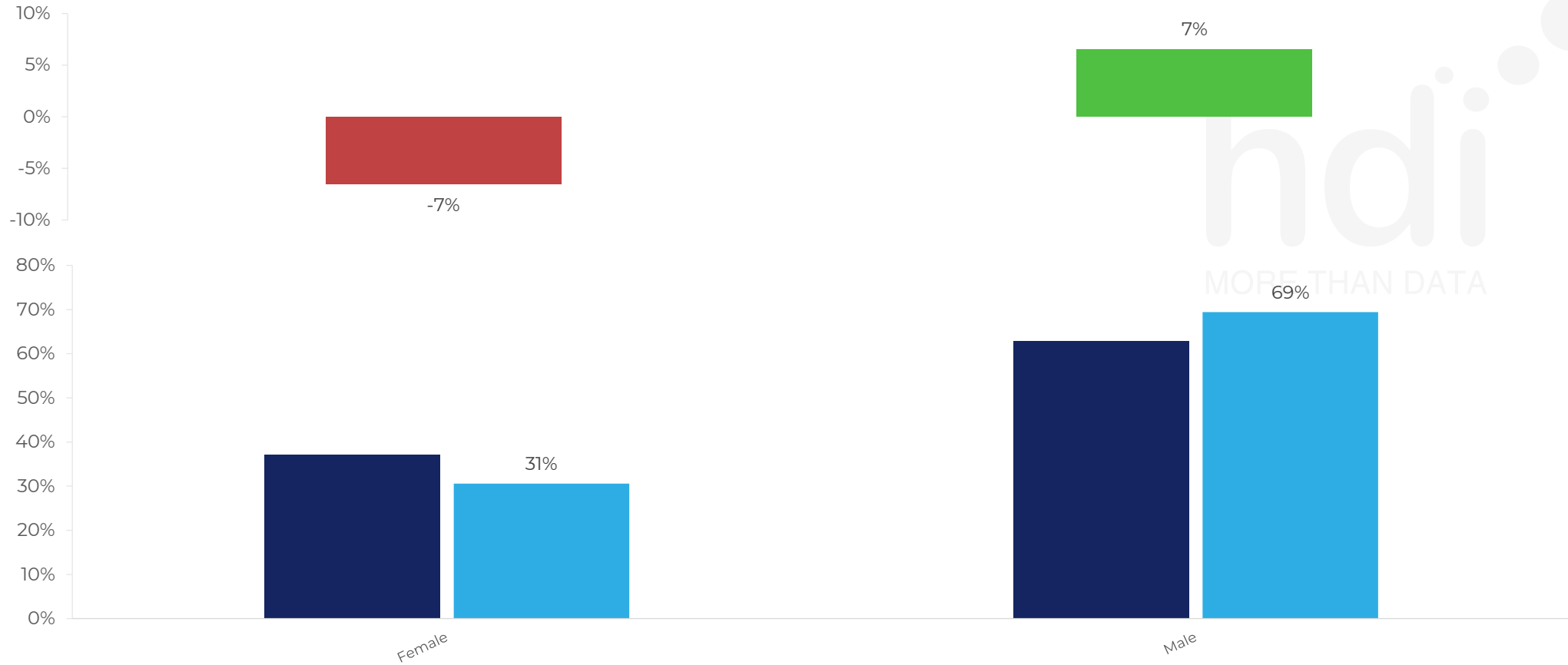




Gender

How does the gender profile of customers who visit Rising Sun TR11ED compare versus its competitors?

% of spend for Rising Sun TR11ED and 129 Chains in 3 Miles from 22/05/2024 - 14/05/2025 split by Gender



■ Competitor

■ Rising Sun TR11ED

SEGMENT SNAPSHOTS

1 – Family Familiar

- Value-oriented family groups who are particularly prevalent in the Midlands and the North.
- These customers more regularly visit McDonalds or Nandos or order Just Eat but do occasionally use suburban pubs for eating – particularly on a Sunday.
- Great value is essential with menu preferences for grilled meat, the kids menu and soft drinks.



2 – Occasional & Local

- Occasional & Local are lower frequency habitual drink-led customers.
- These value-oriented customers typically drink in lower priced suburban locations midweek.
- Occasional & Local favour recognised mainstream drinks brands such as Carling, Fosters, John Smiths or Smirnoff.



3 – Mid-week Seniors

- Mid-week Grey Social customers are older customers who prefer a peaceful pub – typically visiting midweek daytime and often avoiding busy events.
- These customers are of varying affluence.
- They prefer classic menu items such as fish and chips and hunters chicken with a lean towards cask ale, hot drinks and wines.



4 – PART OF THE PUB

- Part of the Pub customers are very habitual value-oriented drink-led customers.
- They drink in their local pub during the week with a preference for mainstream draught (Carling, Fosters, John Smiths, Strongbow) and recognised brands such as Bud, Smirnoff and Jamesons.
- These customers are more likely to visit betting shops, off licences and watch live football.



5 – METRO SOPHISTICATES

- Metro Sophisticates are younger, more affluent guests often found in and around larger cities.
- These customers favour more premium venues and tend to make healthier, more ethical choices.
- Living active lives, Metro Sophisticates will choose more premium brands such as Neck Oil, Fever Tree and Bombay Sapphire. They're interested in vegetarian / vegan menu options.



6 – YOUNG & CONNECTED

- Young & Connected customers are typically younger, less affluent customers. They favour branded businesses and have high online usage
- They tend to use lower-priced pubs in high street locations with a preference for spirits, cocktails, shots and burgers in Punch sites.
- Young & Connected customers are responsive to events in the pub, e.g. live sport, bank holidays.



7 - Bubbly Weekenders

- Bubbly Weekenders are slightly health-conscious younger customers who confine their pub use to high street venues at the weekend.
- Disproportionately female, Bubbly Weekenders favour spirits, cocktails and shots when in Punch sites.
- If eating, they've an interest in vegetarian / vegan dishes and have a preference for chicken burgers.



8 – UPMARKET DINERS

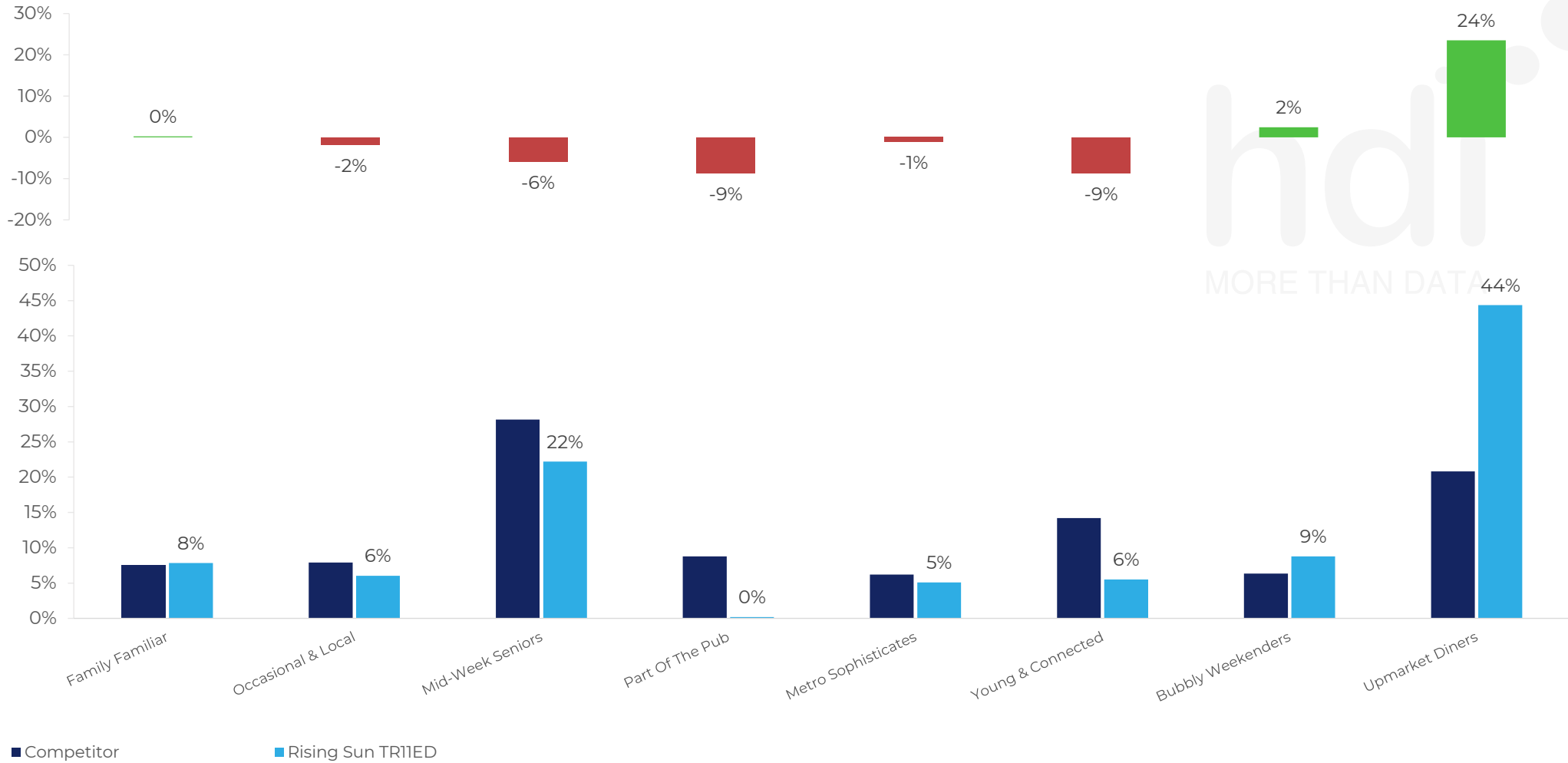
- Upmarket Diners are affluent, older guests who tend to visit higher-priced rural pubs during the daytime (often Sunday) for food.
- These active customers make healthy, ethical choices and aren't overly price conscious.
- When with Punch, Upmarket Diners are more likely to buy a roast or a special. If buying drinks, they lean towards wine, hot drinks and softs.



Punch Segmentation

How does the Custom segmentation profile of customers who visit Rising Sun TR11ED compare versus its competitors?

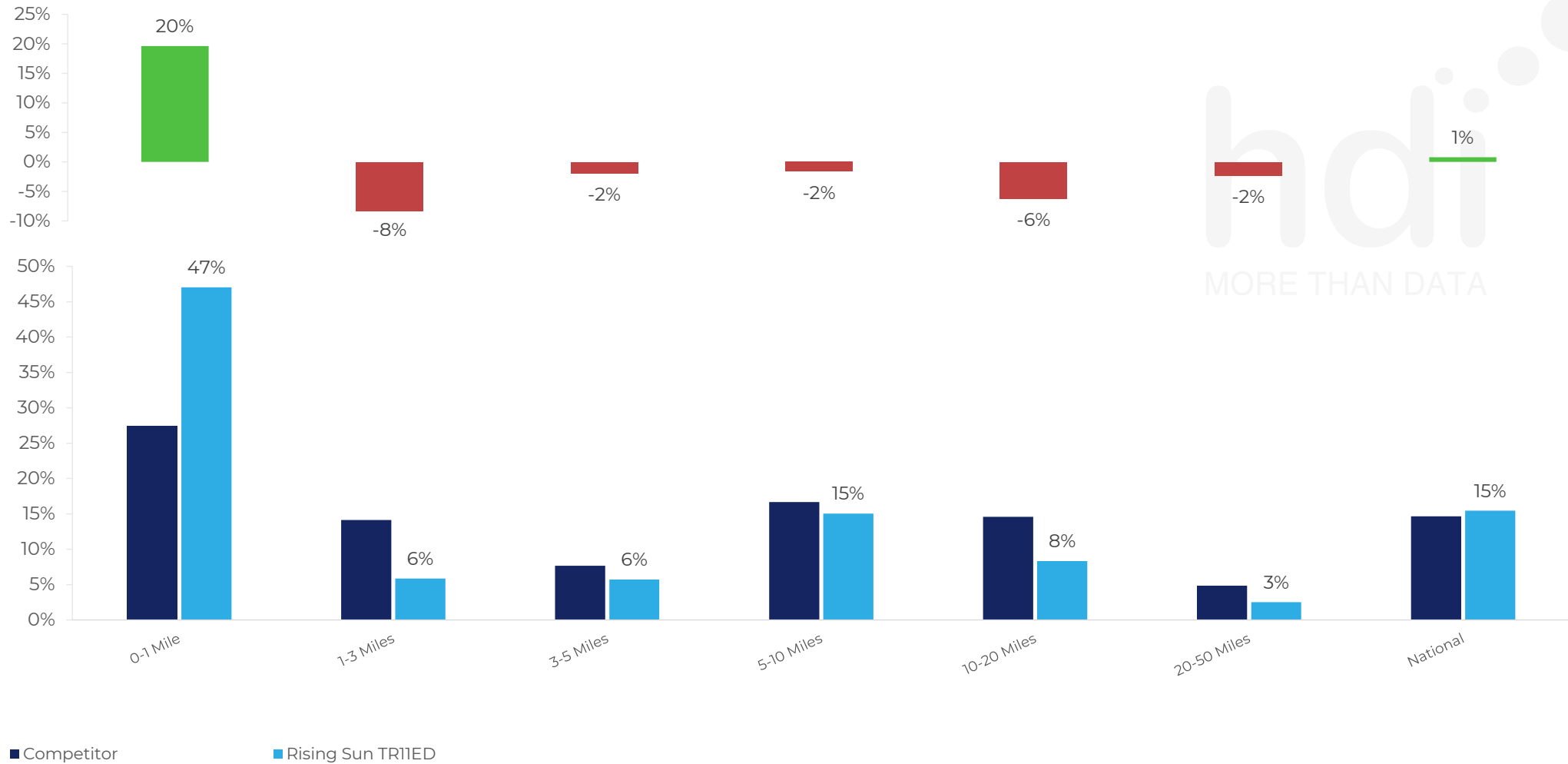
% of spend for Rising Sun TR11ED and 129 Chains in 3 Miles from 22/05/2024 - 14/05/2025 split by Segment



Spend by Distance

How does the spend profile of Rising Sun TR11ED compare versus its competitors based on travel distances?

% of spend for Rising Sun TR11ED and 129 Chains in 3 Miles from 22/05/2024 - 14/05/2025 split by Distance travelled

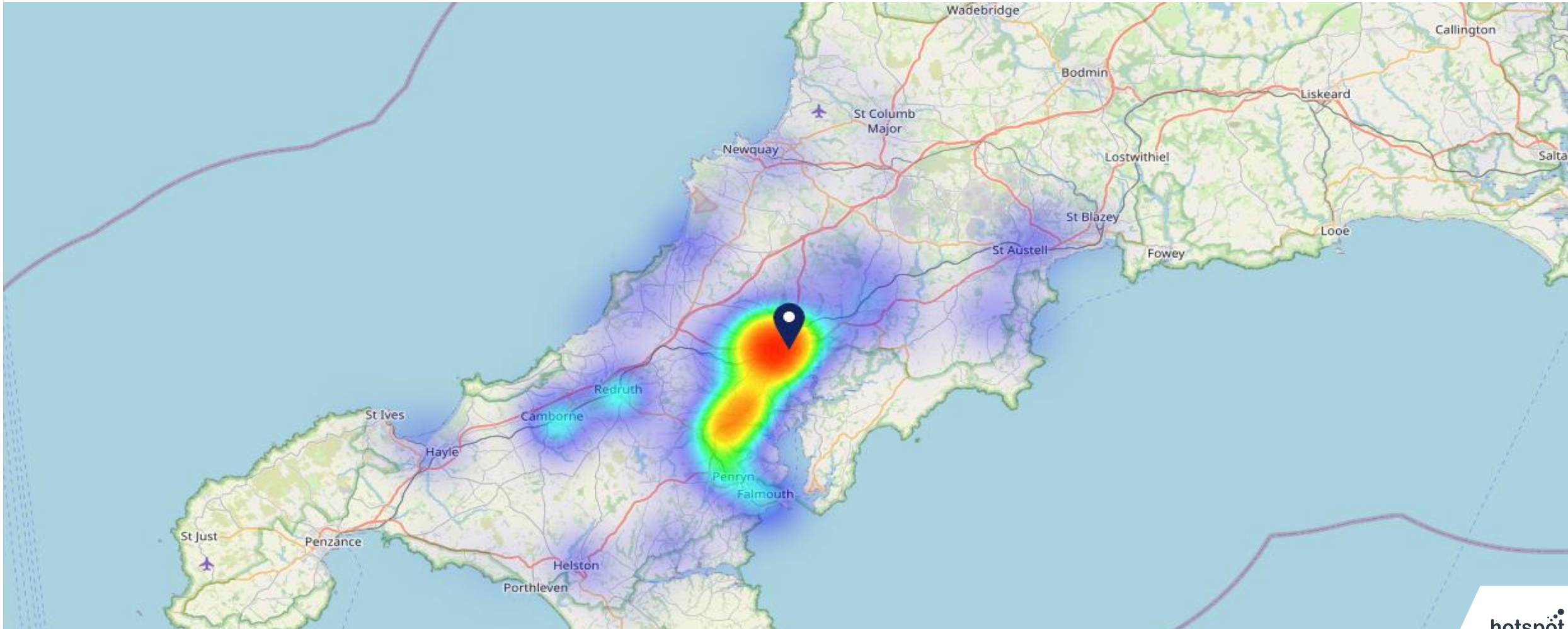




Map of Guest Origin

Where do customers of Rising Sun TR11ED come from?

Where do customers of Rising Sun TR11ED for 22/05/2024 - 14/05/2025 live

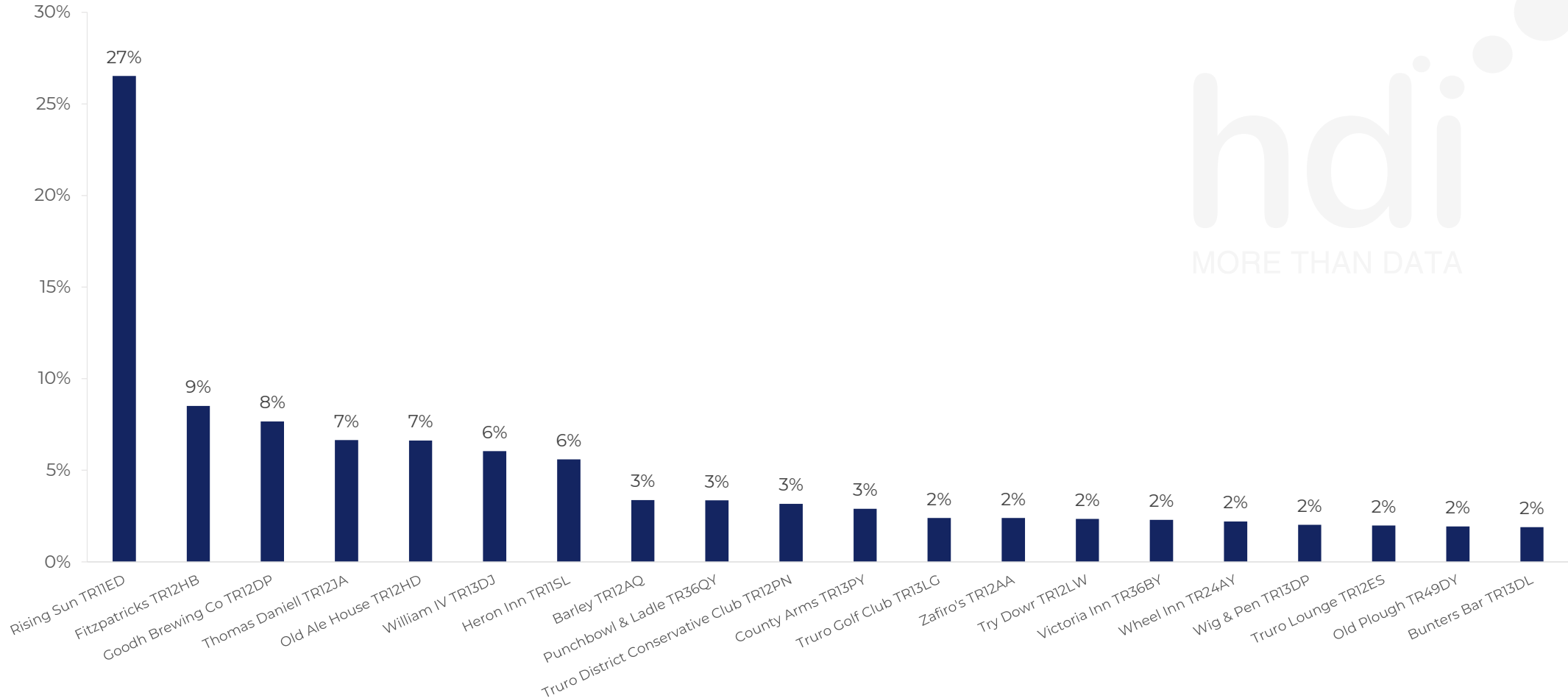




Share of Wallet

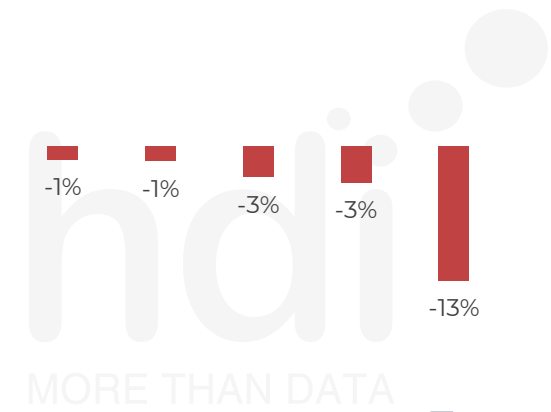
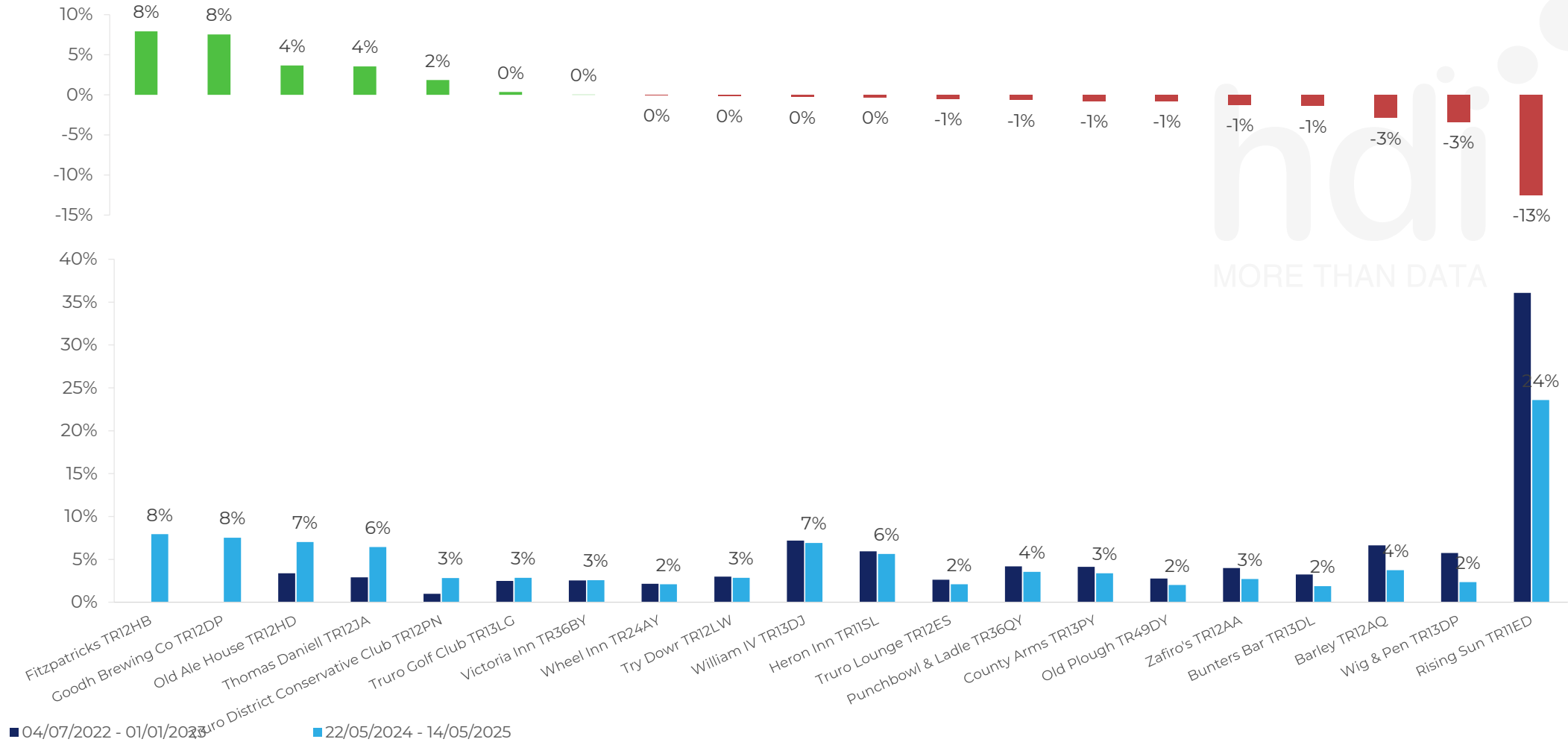
What are the Top 20 venues (by spend) that customers of Rising Sun TR11ED also visit?

For customers of Rising Sun TR11ED, who are the top 20 competitors from 129 Chains in 3 Miles for 22/05/2024 - 14/05/2025 split by Venue



Share of Wallet Change

How has share of wallet of customers of Rising Sun TR11ED changed between two date ranges?





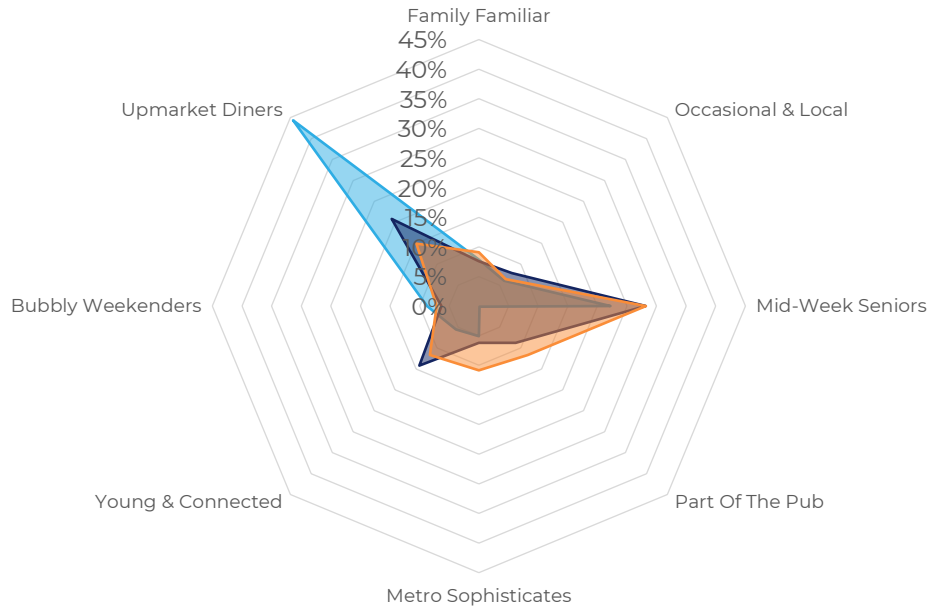
Market Summary

How does the local area for Rising Sun TR11ED compare to the national average (1 = low, 10 = high)

Data Type	Name	Spend in 250m	250m Spend vs National	Spend in 500m	500m Spend vs National	Spend in 1 mile	1 mile Spend vs National	Spend in 3 miles	3 mile Spend vs National
Total	Annual Sales	£6.99M	8	£23.65M	9	£36.83M	7	£51.59M	5
Weekpart	Mon - Thu	36.1%	3	45.9%	8	45.0%	8	46.5%	9
Weekpart	Fri - Sat	51.5%	9	42.6%	5	43.5%	6	40.6%	4
Weekpart	Sun	12.4%	3	11.5%	2	11.5%	1	12.9%	1
Age	18 to 24	8.7%	7	6.3%	6	7.1%	6	6.5%	5
Age	25 to 34	17.6%	4	15.2%	2	15.7%	2	15.4%	2
Age	35 to 44	18.0%	2	19.4%	3	20.2%	3	20.7%	3
Age	45 to 54	21.3%	6	20.1%	5	20.3%	5	20.2%	6
Age	55 to 64	20.8%	8	20.1%	8	19.0%	8	18.9%	9
Age	65 to 74	9.2%	8	12.1%	9	11.9%	9	11.9%	9
Age	75+	4.5%	8	6.8%	9	5.8%	9	6.5%	10
CAMEO	Business Elite	2.8%	3	2.5%	2	2.4%	2	2.4%	1
CAMEO	Prosperous Professionals	5.5%	5	5.7%	5	5.6%	5	5.7%	4
CAMEO	Flourishing Society	14.8%	7	15.0%	7	14.8%	7	14.9%	7
CAMEO	Content Communities	12.9%	6	13.2%	7	13.2%	6	13.3%	7
CAMEO	White Collar Neighbourhoods	14.4%	8	13.4%	8	12.6%	7	12.5%	7
CAMEO	Enterprising Mainstream	16.9%	10	16.0%	10	16.6%	10	16.7%	10
CAMEO	Paying The Mortgage	14.9%	6	14.6%	6	14.6%	5	14.9%	6
CAMEO	Cash Conscious Communities	9.7%	6	10.2%	6	10.3%	7	9.8%	6
CAMEO	On A Budget	3.6%	3	5.2%	4	5.3%	4	5.3%	3
CAMEO	Family Value	4.6%	7	4.2%	7	4.6%	7	4.6%	7
Affluence	AB	23.1%	4	23.1%	4	22.8%	4	23.0%	4
Affluence	C1C2	59.1%	9	57.3%	9	57.0%	9	57.4%	10
Affluence	DE	17.8%	5	19.6%	5	20.2%	6	19.6%	5



Mix of spend by customer segment in Punch site and local market



	Customer Count	Family Familiar	Occasional & Local	Mid-Week Seniors	Part Of The Pub	Metro Sophisticates	Young & Connected	Bubbly Weekenders	Upmarket Diners
Rising Sun	148	7.83%	6.04%	22.21%	0.17%	5.08%	5.52%	8.76%	44.35%
Local Catchment	3558	7.58%	7.90%	28.16%	8.77%	6.20%	14.20%	6.33%	20.81%
Punch T&L	103657	9.09%	6.42%	28.20%	11.66%	10.84%	11.70%	7.14%	14.92%
Rising Sun vs Local Catchment		0.25%	-1.86%	-5.95%	-8.60%	-1.12%	-8.68%	2.43%	23.54%
Rising Sun vs Punch T&L		-1.26%	-0.38%	-5.99%	-11.49%	-5.76%	-6.18%	1.62%	29.43%
Local Catchment vs Punch T&L		-1.51%	1.48%	-0.04%	-2.89%	-4.64%	2.50%	-0.81%	5.89%

■ Rising Sun

■ Local Catchment

■ Punch T&L