

Site Summary



Oddfellows Arms CH13JL

CH13JL

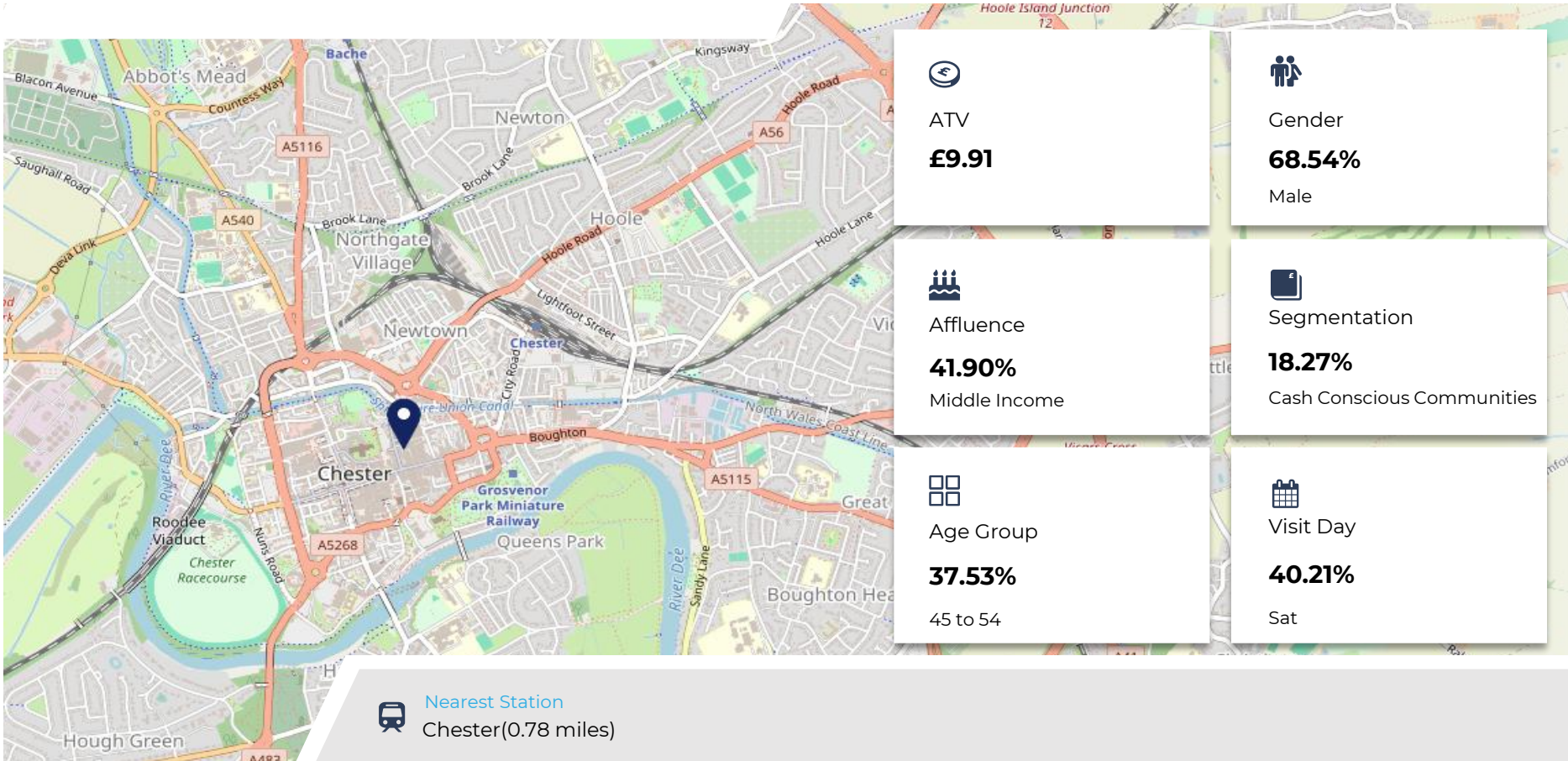
Punch T&L

Work Area
Chester

Region
North West

TV Region
North West

Urbanicity
Urban city and town



ATV
£9.91



Gender
68.54%
Male



Affluence
41.90%
Middle Income



Segmentation
18.27%
Cash Conscious Communities



Age Group
37.53%
45 to 54



Visit Day
40.21%
Sat

Top Competitors

Old Queens Head Chest **#1**
CH11HE
 Craft Union

The Bull & Stirrup Hotel **#2**
CH14EE
 JD Wetherspoon

The Red Lion **#3**
CH12HQ
 M&B High Street

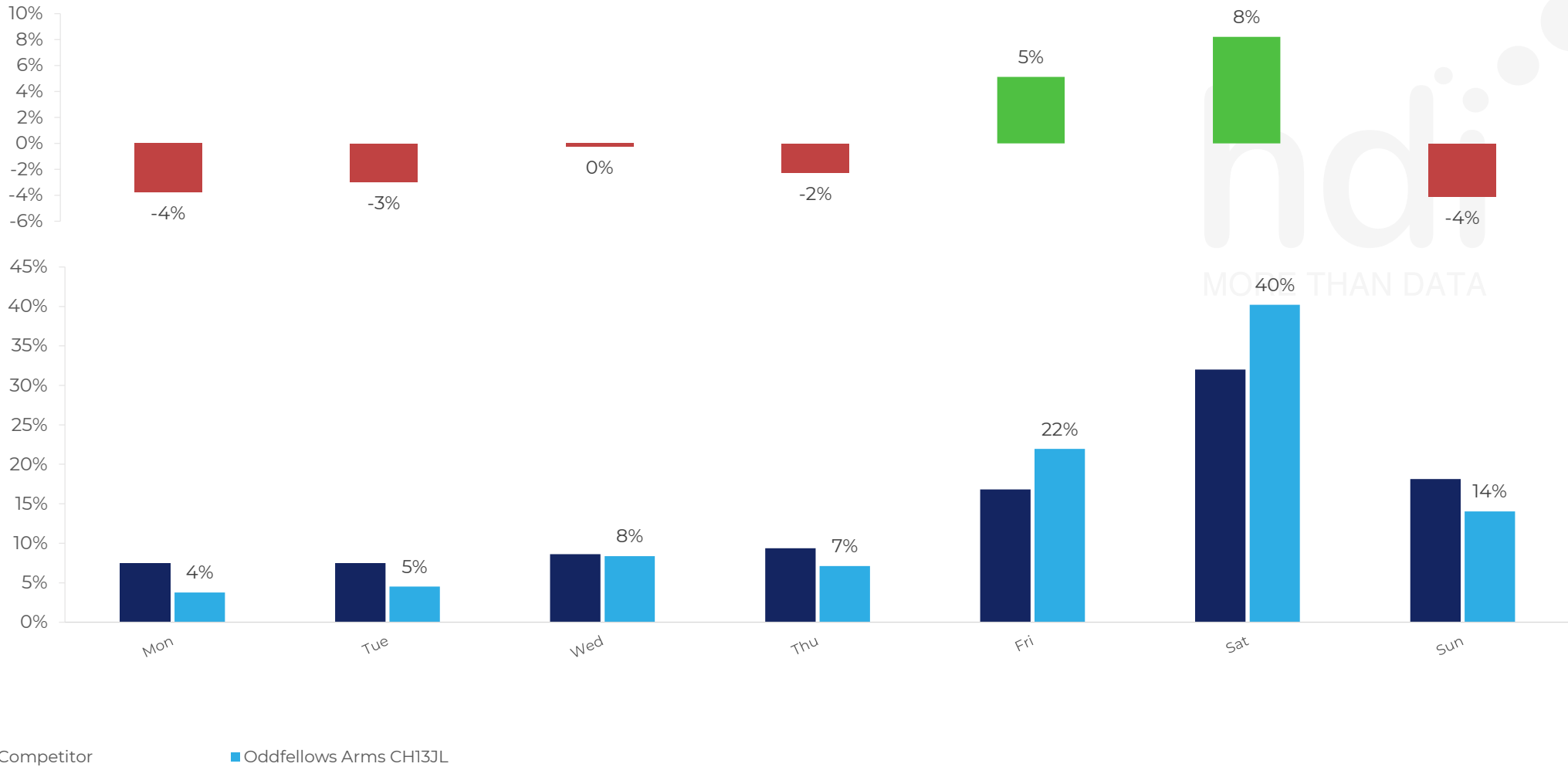


Nearest Station
Chester(0.78 miles)

Spend by Weekpart

How is customer spend distributed throughout the week for Oddfellows Arms CH13JL versus its competitors?

% of spend for Oddfellows Arms CH13JL and 111 Chains in 3 Miles from 10/07/2024 - 20/08/2025 split by Day of Week

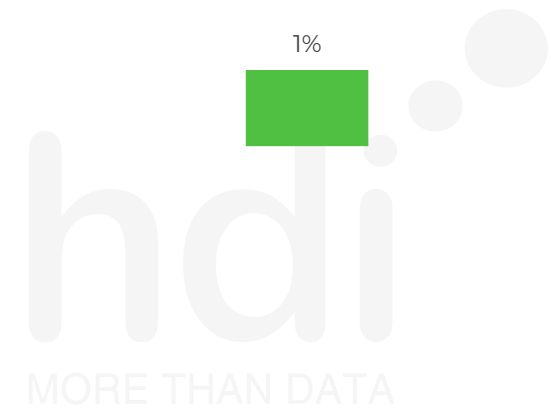
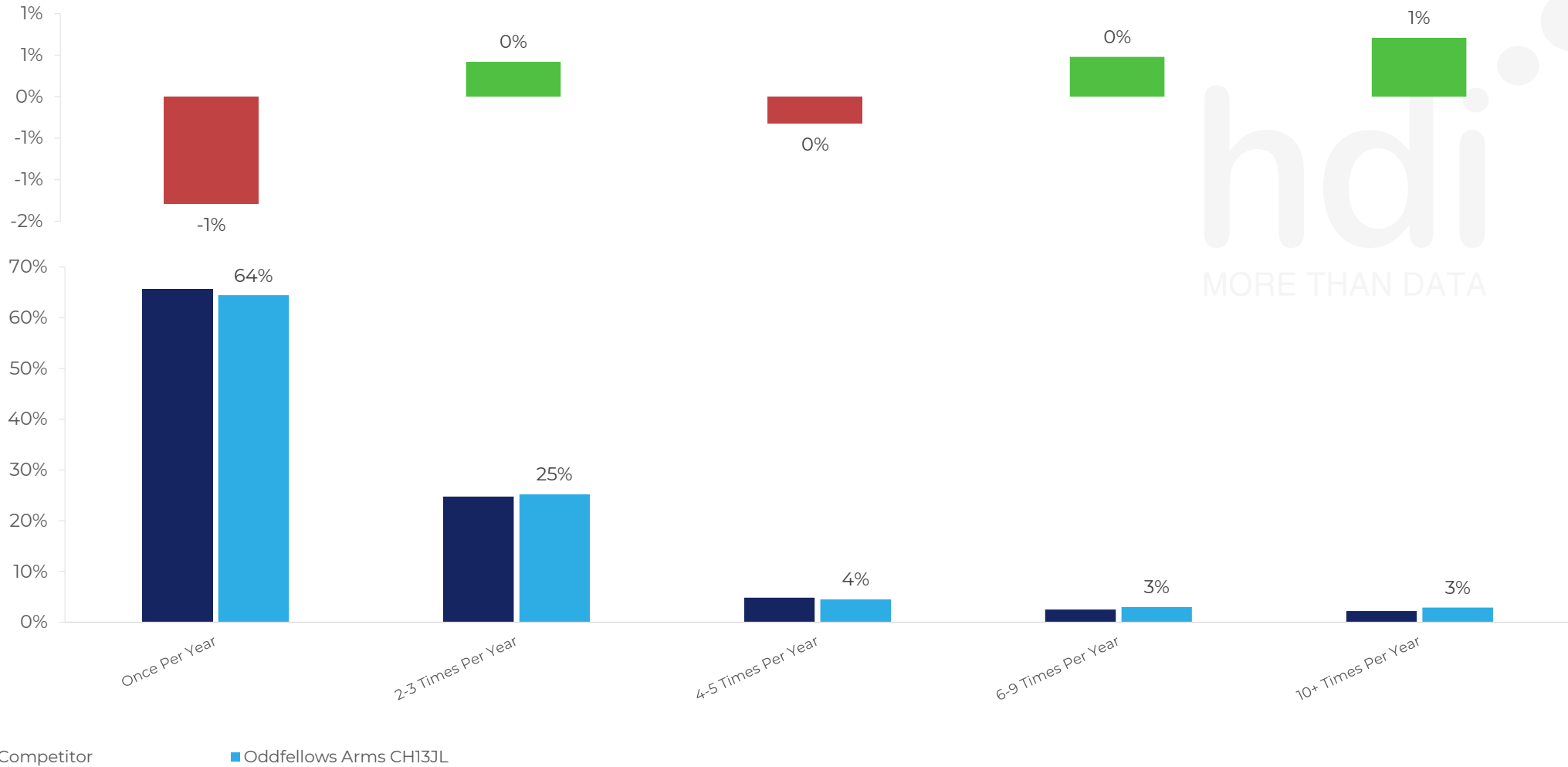




Visit Frequency

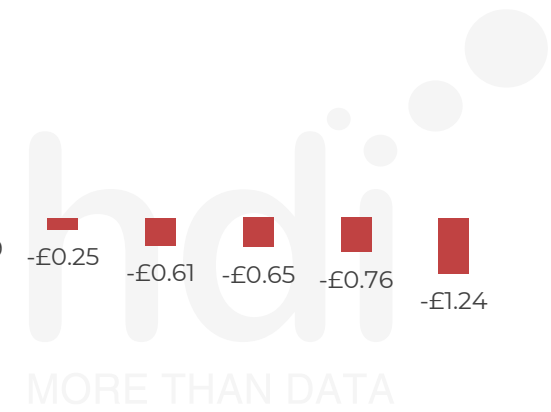
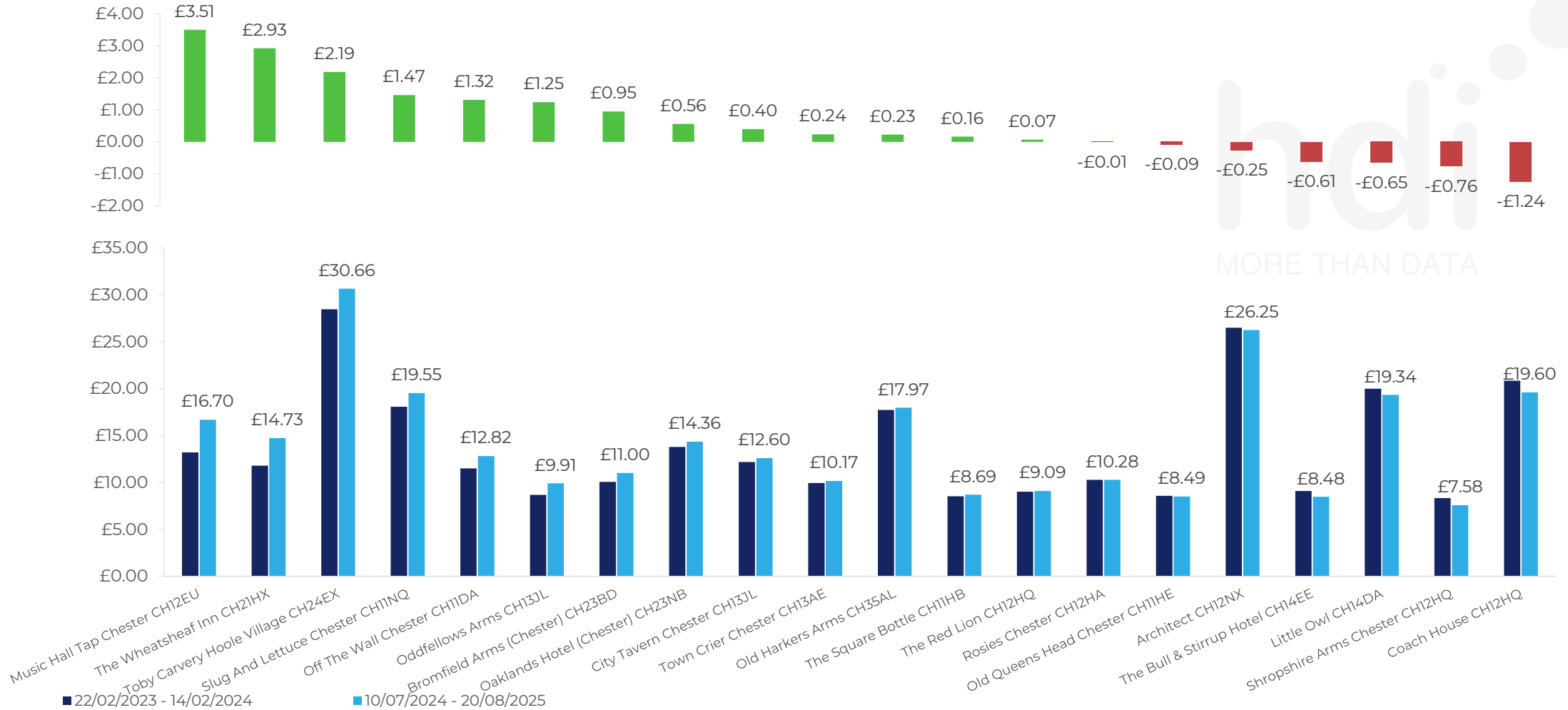
How frequently per year do customers visit Oddfellows Arms CH13JL versus its competitors?

% of customer numbers for Oddfellows Arms CH13JL and 111 Chains in 3 Miles from 10/07/2024 - 20/08/2025 and the number of visits made Per Annum



ATV Change

How has ATV changed between two date ranges?

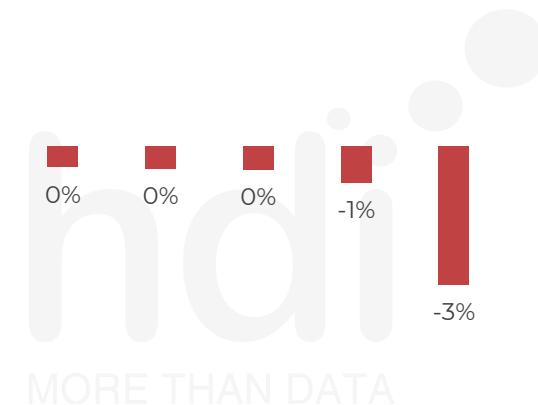
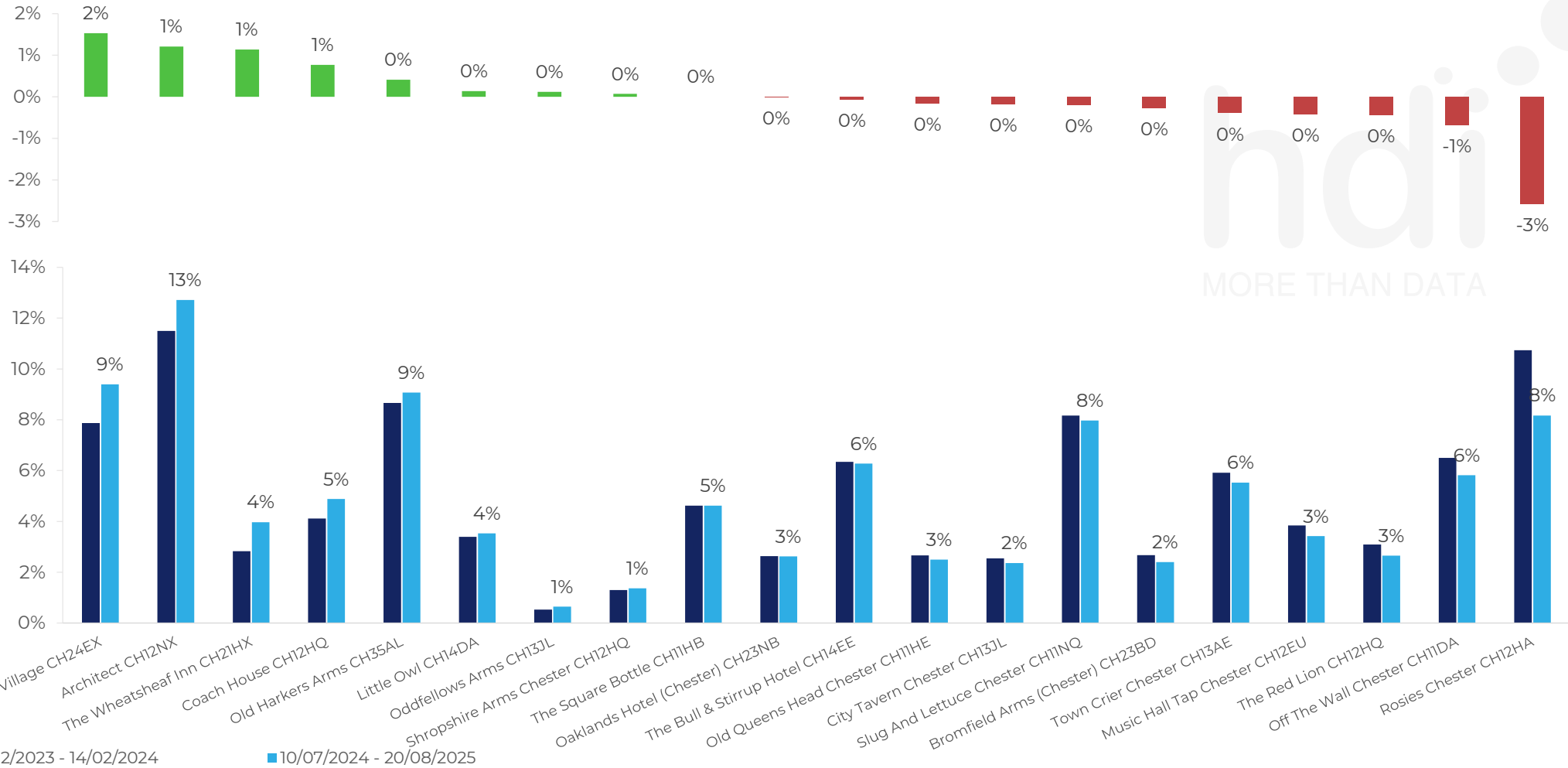




Market Share Change

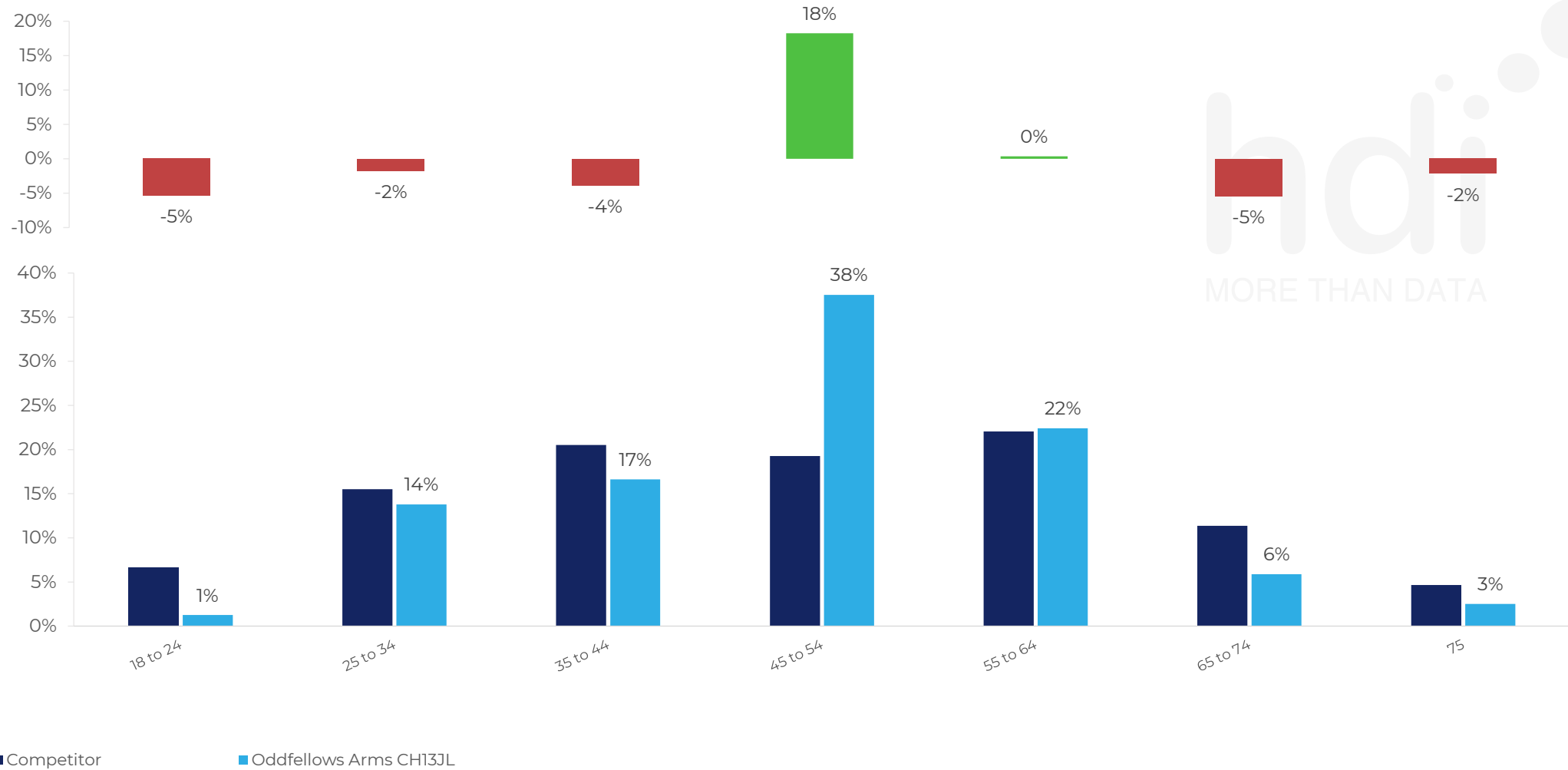
How has market share changed between two date ranges?

% of market share spend for Oddfellows Arms CH13JL and 111 Chains in 3 Miles from 10/07/2024 - 20/08/2025



How does the age profile of customers who visit Oddfellows Arms CH13JL compare versus its competitors?

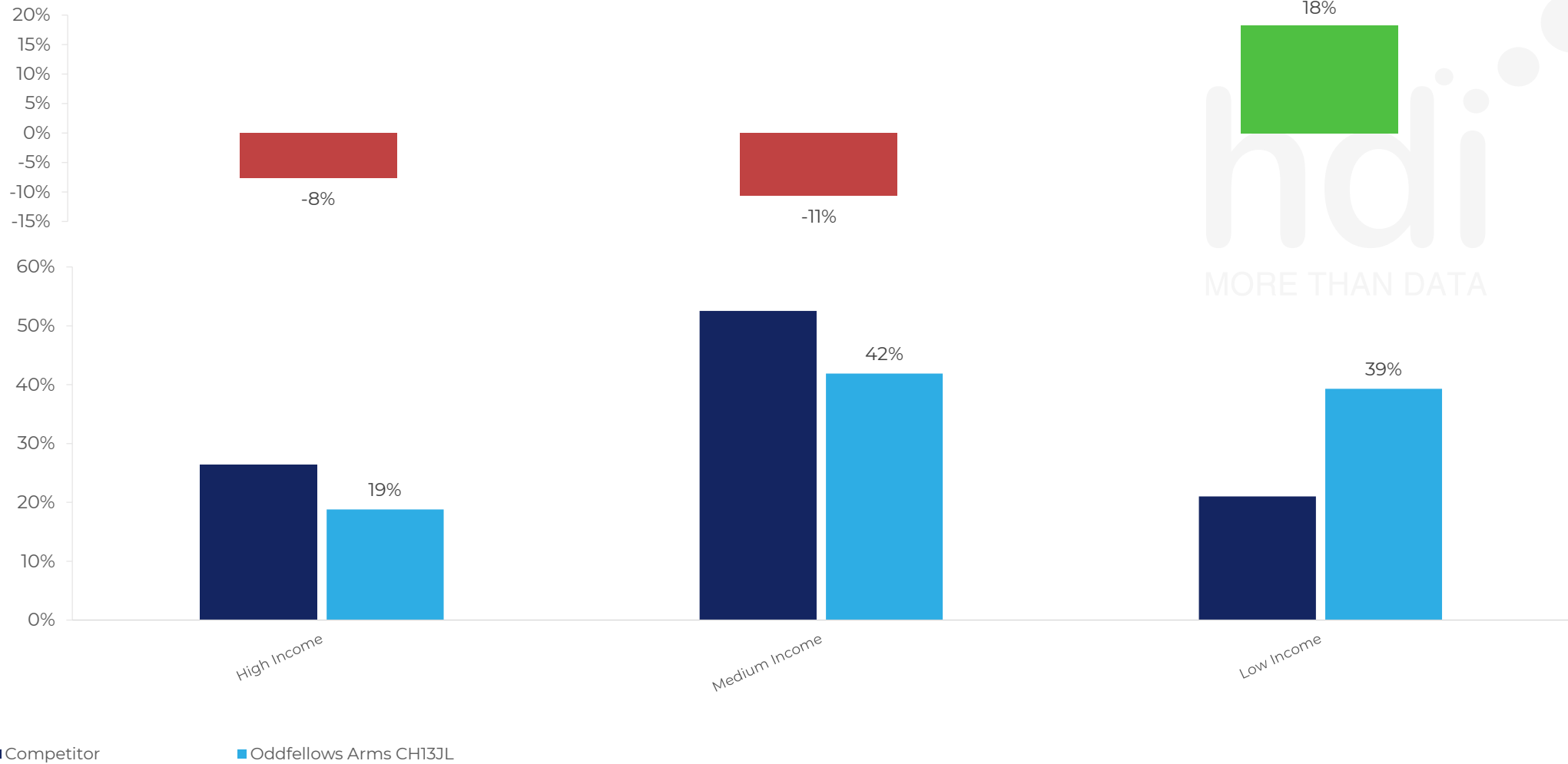
% of spend for Oddfellows Arms CH13JL and 111 Chains in 3 Miles from 10/07/2024 - 20/08/2025 split by Age Range



Affluence

How does the affluence of customers who visit Oddfellows Arms CH13JL compare versus its competitors?

% of spend for Oddfellows Arms CH13JL and 111 Chains in 3 Miles from 10/07/2024 - 20/08/2025 split by Affluence

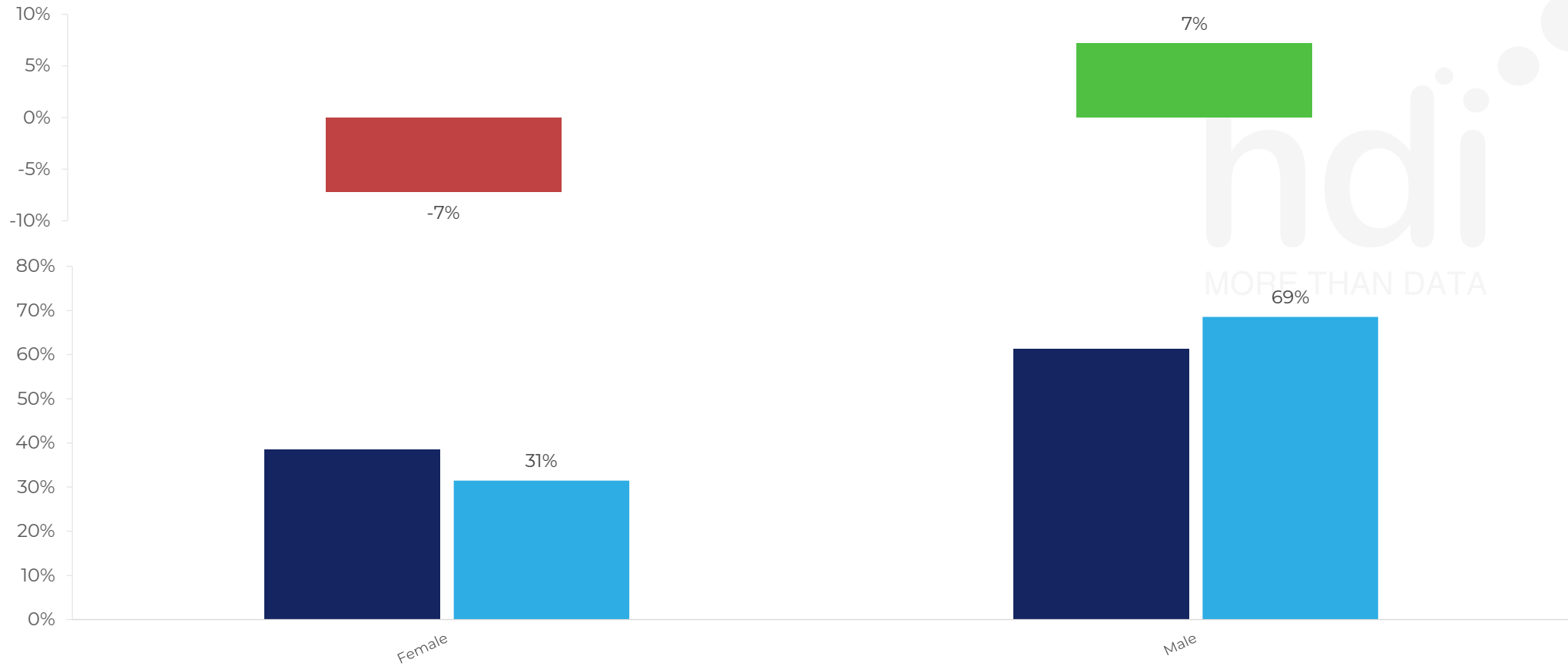




Gender

How does the gender profile of customers who visit Oddfellows Arms CH13JL compare versus its competitors?

% of spend for Oddfellows Arms CH13JL and 111 Chains in 3 Miles from 10/07/2024 - 20/08/2025 split by Gender



■ Competitor

■ Oddfellows Arms CH13JL

SEGMENT SNAPSHOTS

1 – Family Familiar

- Value-oriented family groups who are particularly prevalent in the Midlands and the North.
- These customers more regularly visit McDonalds or Nandos or order Just Eat but do occasionally use suburban pubs for eating – particularly on a Sunday.
- Great value is essential with menu preferences for grilled meat, the kids menu and soft drinks.



2 – Occasional & Local

- Occasional & Local are lower frequency habitual drink-led customers.
- These value-oriented customers typically drink in lower priced suburban locations midweek.
- Occasional & Local favour recognised mainstream drinks brands such as Carling, Fosters, John Smiths or Smirnoff.



3 – Mid-week Seniors

- Mid-week Grey Social customers are older customers who prefer a peaceful pub – typically visiting midweek daytime and often avoiding busy events.
- These customers are of varying affluence.
- They prefer classic menu items such as fish and chips and hunters chicken with a lean towards cask ale, hot drinks and wines.



4 – PART OF THE PUB

- Part of the Pub customers are very habitual value-oriented drink-led customers.
- They drink in their local pub during the week with a preference for mainstream draught (Carling, Fosters, John Smiths, Strongbow) and recognised brands such as Bud, Smirnoff and Jamesons.
- These customers are more likely to visit betting shops, off licences and watch live football.



5 – METRO SOPHISTICATES

- Metro Sophisticates are younger, more affluent guests often found in and around larger cities.
- These customers favour more premium venues and tend to make healthier, more ethical choices.
- Living active lives, Metro Sophisticates will choose more premium brands such as Neck Oil, Fever Tree and Bombay Sapphire. They're interested in vegetarian / vegan menu options.



6 – YOUNG & CONNECTED

- Young & Connected customers are typically younger, less affluent customers. They favour branded businesses and have high online usage
- They tend to use lower-priced pubs in high street locations with a preference for spirits, cocktails, shots and burgers in Punch sites.
- Young & Connected customers are responsive to events in the pub, e.g. live sport, bank holidays.



7 - Bubbly Weekenders

- Bubbly Weekenders are slightly health-conscious younger customers who confine their pub use to high street venues at the weekend.
- Disproportionately female, Bubbly Weekenders favour spirits, cocktails and shots when in Punch sites.
- If eating, they've an interest in vegetarian / vegan dishes and have a preference for chicken burgers.



8 – UPMARKET DINERS

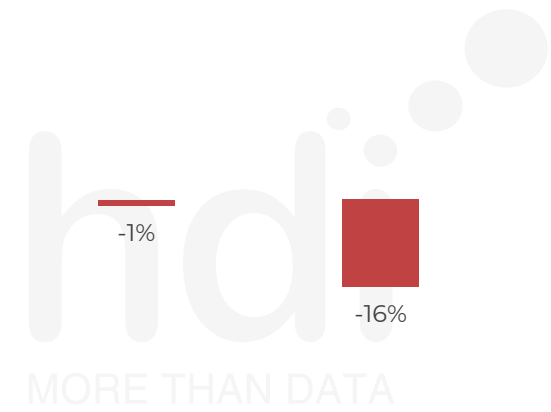
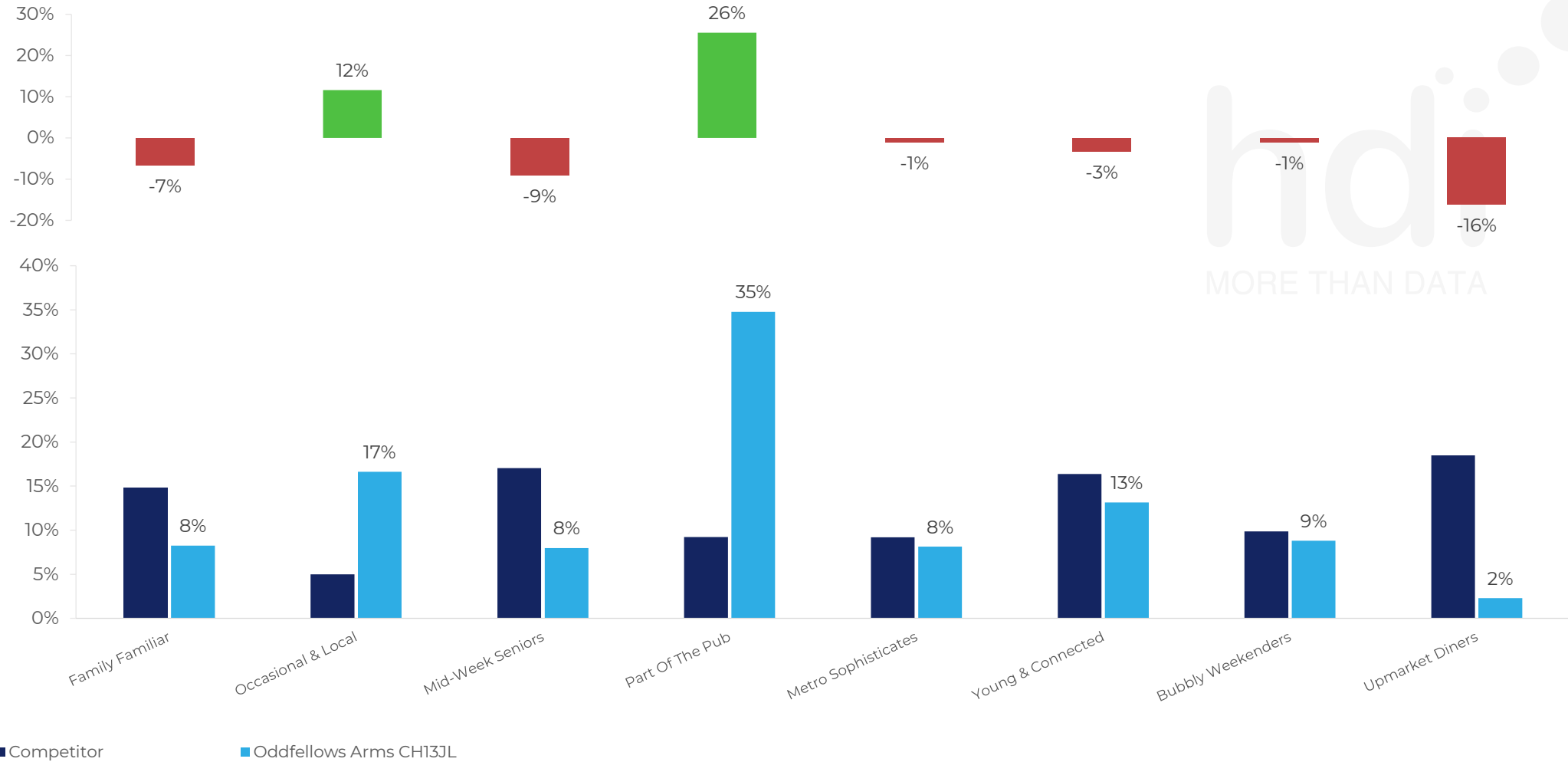
- Upmarket Diners are affluent, older guests who tend to visit higher-priced rural pubs during the daytime (often Sunday) for food.
- These active customers make healthy, ethical choices and aren't overly price conscious.
- When with Punch, Upmarket Diners are more likely to buy a roast or a special. If buying drinks, they lean towards wine, hot drinks and softs.



Punch Segmentation

How does the Custom segmentation profile of customers who visit Oddfellows Arms CH13JL compare versus its competitors?

% of spend for Oddfellows Arms CH13JL and 111 Chains in 3 Miles from 10/07/2024 - 20/08/2025 split by Segment



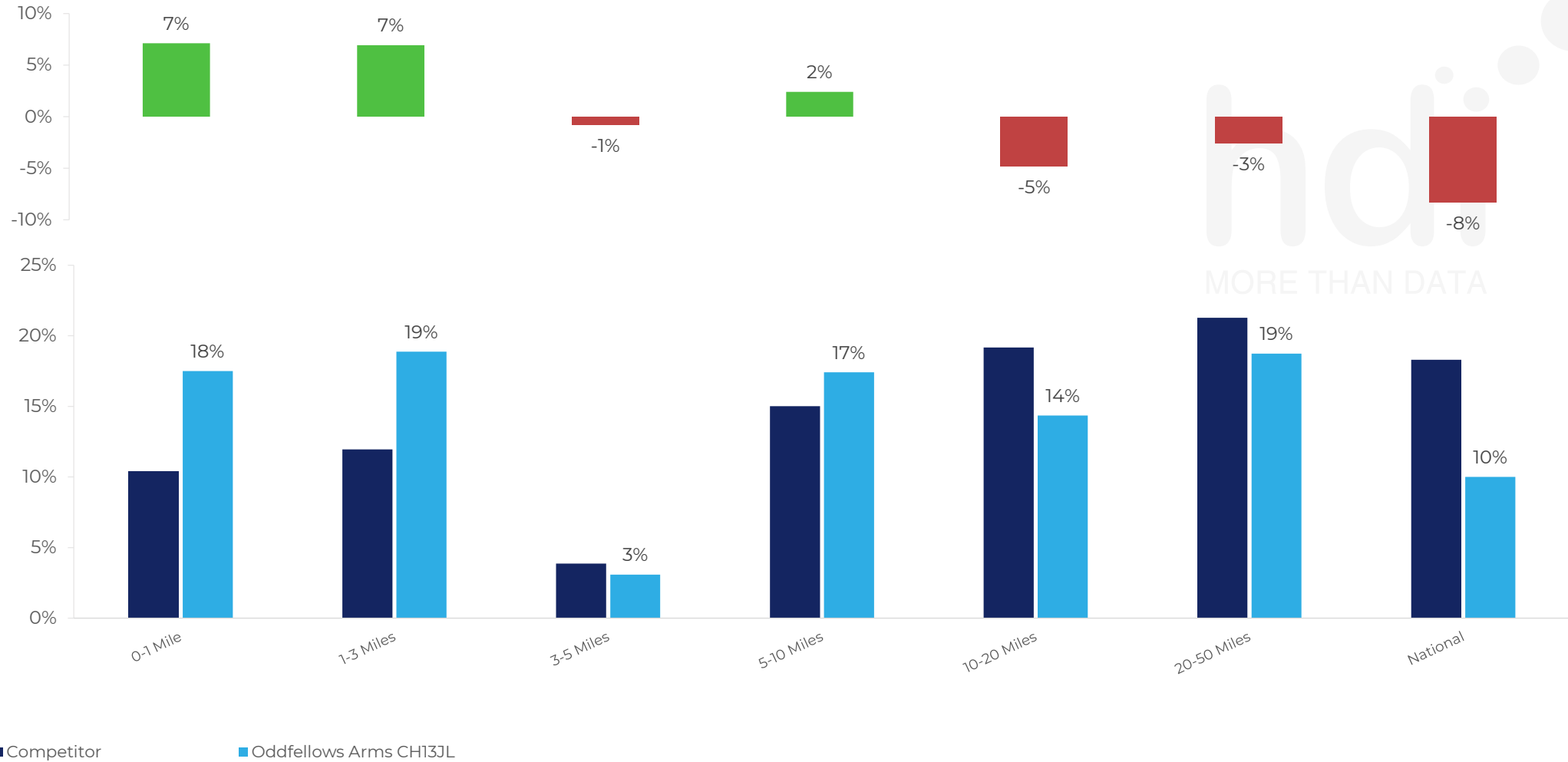
Competitor

Oddfellows Arms CH13JL

Spend by Distance

How does the spend profile of Oddfellows Arms CH13JL compare versus its competitors based on travel distances?

% of spend for Oddfellows Arms CH13JL and 111 Chains in 3 Miles from 10/07/2024 - 20/08/2025 split by Distance travelled

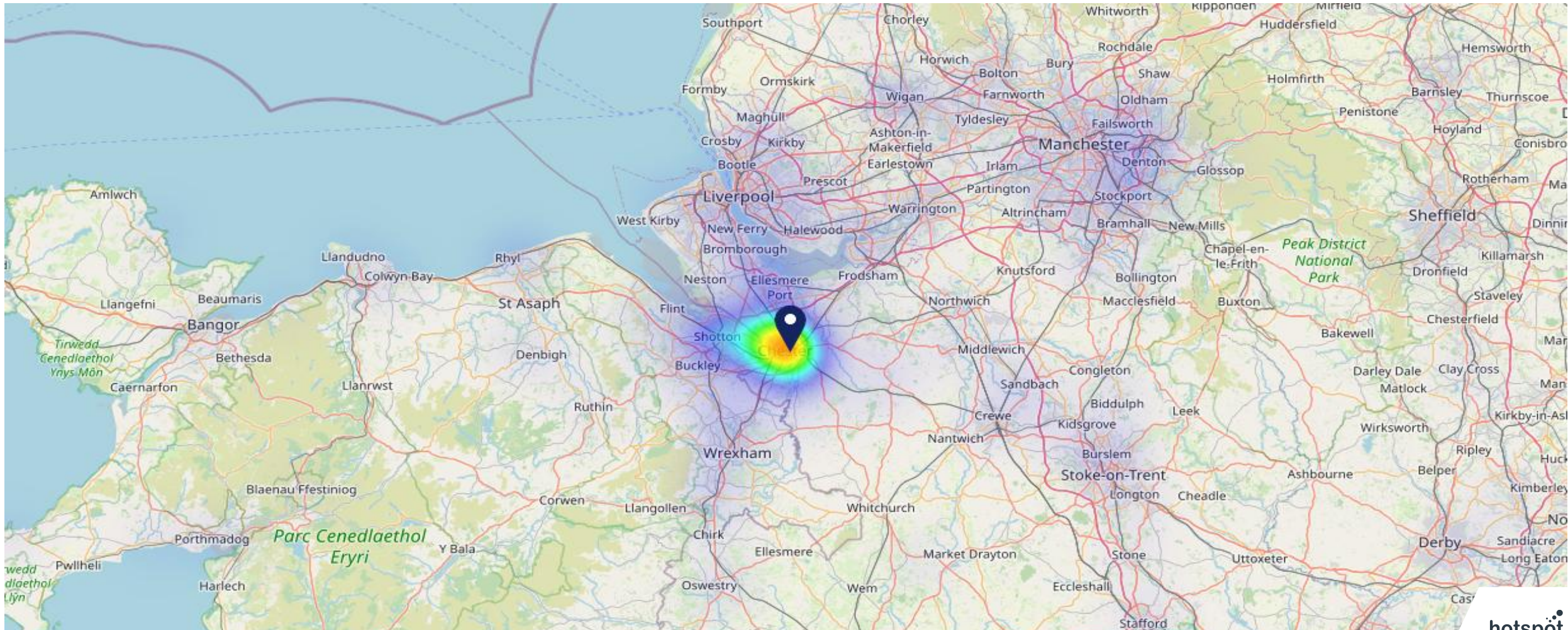




Map of Guest Origin

Where do customers of Oddfellows Arms CH13JL come from?

Where do customers of Oddfellows Arms CH13JL for 10/07/2024 - 20/08/2025 live

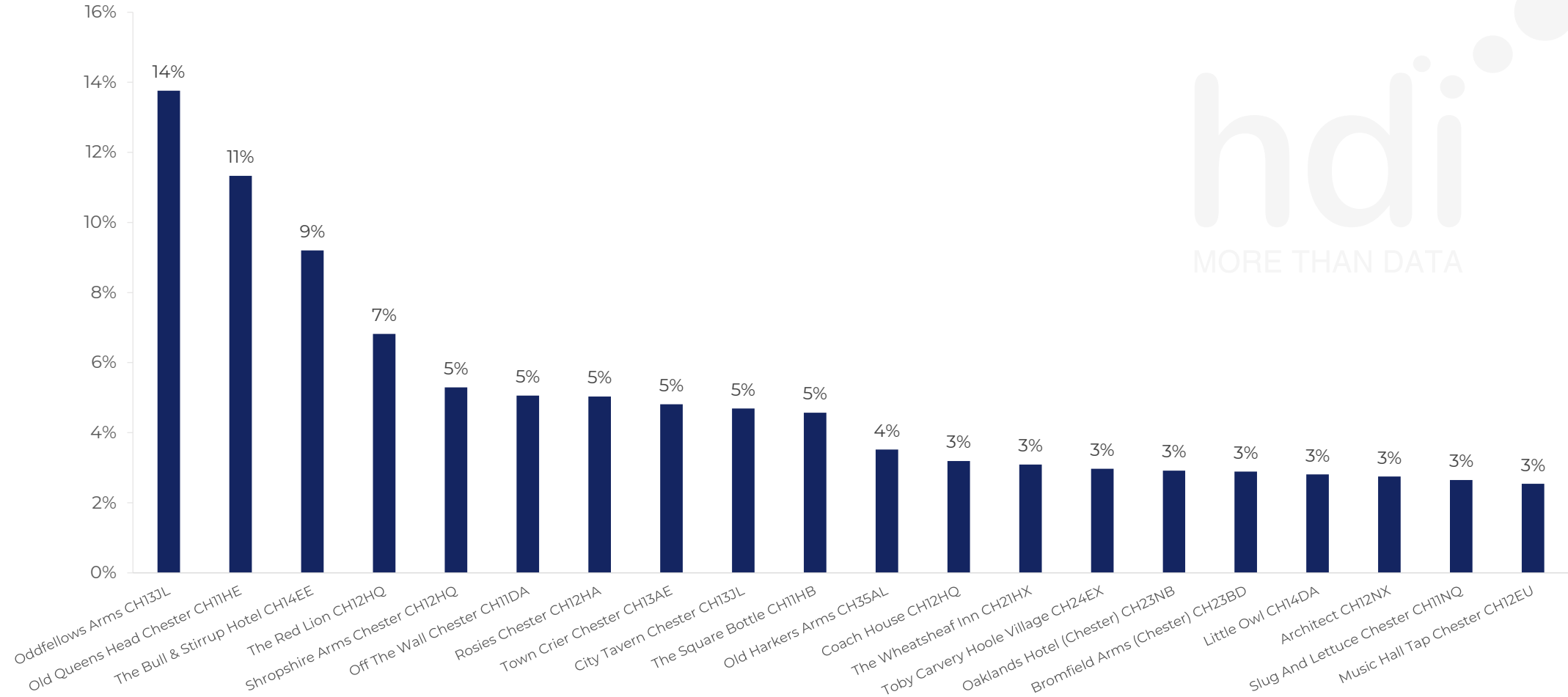




Share of Wallet

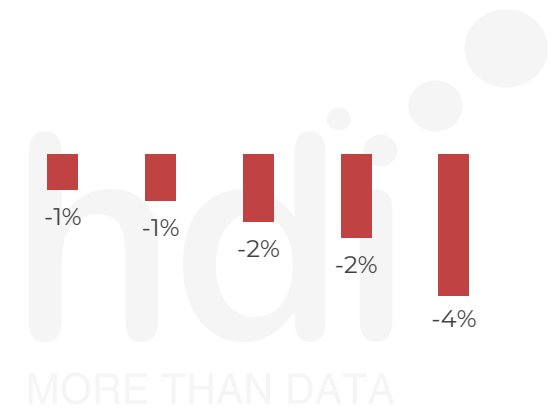
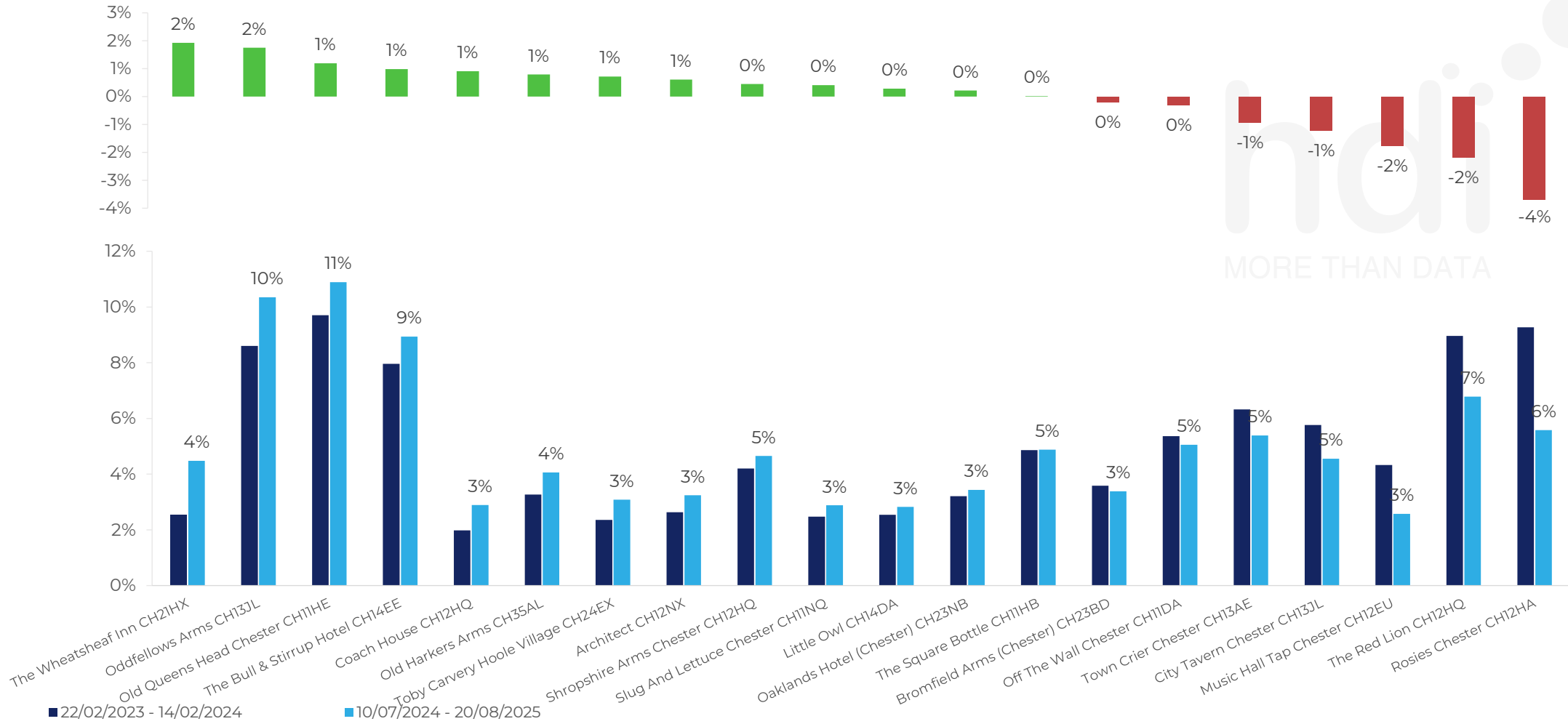
What are the Top 20 venues (by spend) that customers of Oddfellows Arms CH13JL also visit?

For customers of Oddfellows Arms CH13JL, who are the top 20 competitors from 111 Chains in 3 Miles for 10/07/2024 - 20/08/2025 split by Venue



Share of Wallet Change

How has share of wallet of customers of Oddfellows Arms CH13JL changed between two date ranges?





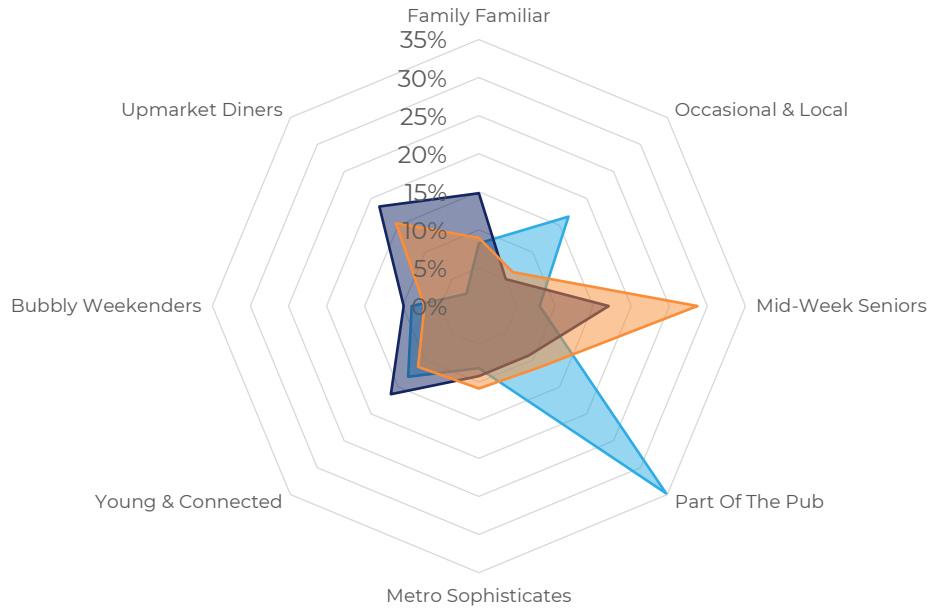
Market Summary

How does the local area for Oddfellows Arms CH13JL compare to the national average (1 = low, 10 = high)

| Data Type | Name | Spend in 250m | 250m Spend vs National | Spend in 500m | 500m Spend vs National | Spend in 1 mile | 1 mile Spend vs National | Spend in 3 miles | 3 mile Spend vs National |
|-----------|-----------------------------|---------------|------------------------|---------------|------------------------|-----------------|--------------------------|------------------|--------------------------|
| Total | Annual Sales | £48.05M | 10 | £173.79M | 10 | £229.56M | 10 | £274.38M | 8 |
| Weekpart | Mon - Thu | 32.1% | 2 | 32.6% | 1 | 35.1% | 1 | 36.7% | 1 |
| Weekpart | Fri - Sat | 49.6% | 9 | 51.5% | 10 | 49.1% | 10 | 47.3% | 10 |
| Weekpart | Sun | 18.2% | 9 | 15.9% | 7 | 15.7% | 6 | 16.0% | 6 |
| Age | 18 to 24 | 10.5% | 8 | 7.3% | 6 | 6.9% | 6 | 6.6% | 5 |
| Age | 25 to 34 | 19.8% | 5 | 17.9% | 4 | 17.8% | 3 | 17.3% | 2 |
| Age | 35 to 44 | 21.8% | 4 | 22.0% | 5 | 22.8% | 5 | 23.1% | 5 |
| Age | 45 to 54 | 17.7% | 3 | 19.3% | 4 | 19.3% | 4 | 19.2% | 4 |
| Age | 55 to 64 | 16.8% | 6 | 19.6% | 8 | 19.7% | 9 | 19.8% | 9 |
| Age | 65 to 74 | 9.3% | 8 | 10.1% | 8 | 9.8% | 8 | 9.9% | 9 |
| Age | 75+ | 4.2% | 8 | 3.7% | 8 | 3.6% | 7 | 4.1% | 8 |
| CAMEO | Business Elite | 8.2% | 6 | 9.8% | 7 | 9.7% | 7 | 9.5% | 6 |
| CAMEO | Prosperous Professionals | 7.8% | 7 | 9.1% | 8 | 9.1% | 8 | 8.9% | 9 |
| CAMEO | Flourishing Society | 10.9% | 5 | 12.1% | 5 | 11.7% | 5 | 11.5% | 5 |
| CAMEO | Content Communities | 13.2% | 7 | 13.6% | 7 | 13.5% | 7 | 13.6% | 7 |
| CAMEO | White Collar Neighbourhoods | 12.2% | 6 | 12.5% | 7 | 12.7% | 7 | 12.8% | 7 |
| CAMEO | Enterprising Mainstream | 10.3% | 7 | 10.0% | 7 | 10.0% | 7 | 10.3% | 7 |
| CAMEO | Paying The Mortgage | 16.4% | 7 | 15.2% | 6 | 15.1% | 6 | 14.8% | 6 |
| CAMEO | Cash Conscious Communities | 7.7% | 4 | 6.7% | 3 | 6.8% | 3 | 6.8% | 3 |
| CAMEO | On A Budget | 7.4% | 6 | 6.5% | 6 | 6.7% | 6 | 6.7% | 6 |
| CAMEO | Family Value | 5.8% | 8 | 4.6% | 7 | 4.7% | 7 | 5.0% | 7 |
| Affluence | AB | 26.9% | 5 | 31.0% | 6 | 30.5% | 6 | 29.9% | 6 |
| Affluence | C1C2 | 52.2% | 7 | 51.2% | 7 | 51.3% | 7 | 51.5% | 7 |
| Affluence | DE | 20.9% | 6 | 17.8% | 5 | 18.2% | 5 | 18.5% | 5 |



Mix of spend by customer segment in Punch site and local market



| | Customer Count | Family Familiar | Occasional & Local | Mid-Week Seniors | Part Of The Pub | Metro Sophisticates | Young & Connected | Bubbly Weekenders | Upmarket Diners |
|------------------------------------|----------------|-----------------|--------------------|------------------|-----------------|---------------------|-------------------|-------------------|-----------------|
| Oddfellows Arms | 213 | 8.25% | 16.62% | 7.98% | 34.77% | 8.12% | 13.13% | 8.81% | 2.29% |
| Local Catchment | 15822 | 14.82% | 4.98% | 17.05% | 9.22% | 9.18% | 16.36% | 9.87% | 18.48% |
| Punch T&L | 108605 | 8.95% | 6.32% | 28.70% | 11.35% | 10.82% | 11.29% | 7.15% | 15.39% |
| Oddfellows Arms vs Local Catchment | | -6.57% | 11.64% | -9.07% | 25.55% | -1.06% | -3.23% | -1.06% | -16.19% |
| Oddfellows Arms vs Punch T&L | | -0.70% | 10.30% | -20.72% | 23.42% | -2.70% | 1.84% | 1.66% | -13.10% |
| Local Catchment vs Punch T&L | | 5.87% | -1.34% | -11.65% | -2.13% | -1.64% | 5.07% | 2.72% | 3.09% |

■ Oddfellows Arms

■ Local Catchment

■ Punch T&L