



Site Summary



The Cob & Pen LL181UF

LL181UF

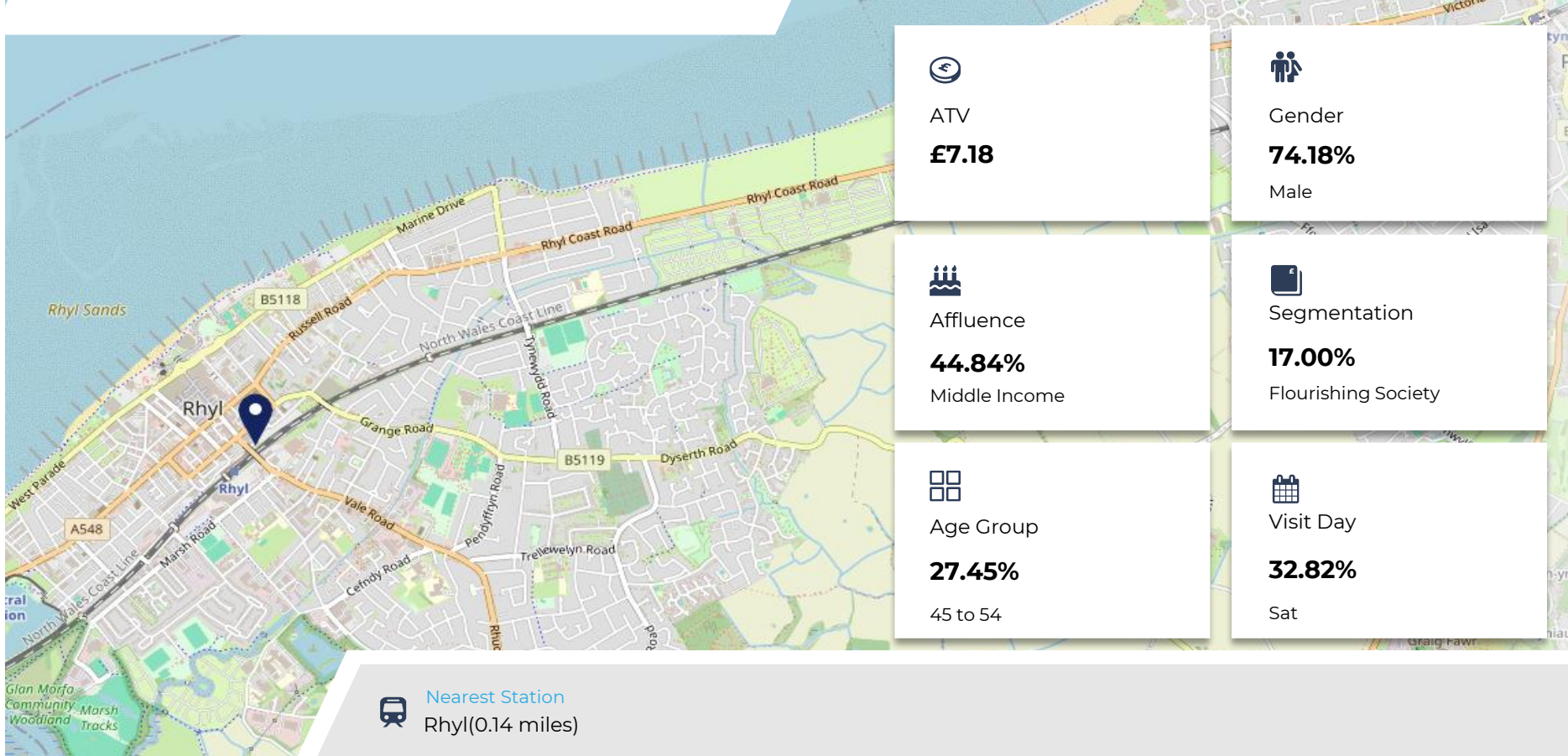
Punch T&L

Work Area
Rhyl

Region
Wales

TV Region
HarWest

Urbanicity
Urban city and town



ATV
£7.18



Gender
74.18%
Male



Affluence
44.84%
Middle Income



Segmentation
17.00%
Flourishing Society



Age Group
27.45%
45 to 54



Visit Day
32.82%
Sat

Top Competitors



Bodfor
LL181AS

#1

Amber Taverns



Ellis Vaults
LL181SS

#2

Pub / Bar



Rhyl And District Rfc
LL184AQ

#3

Clubs



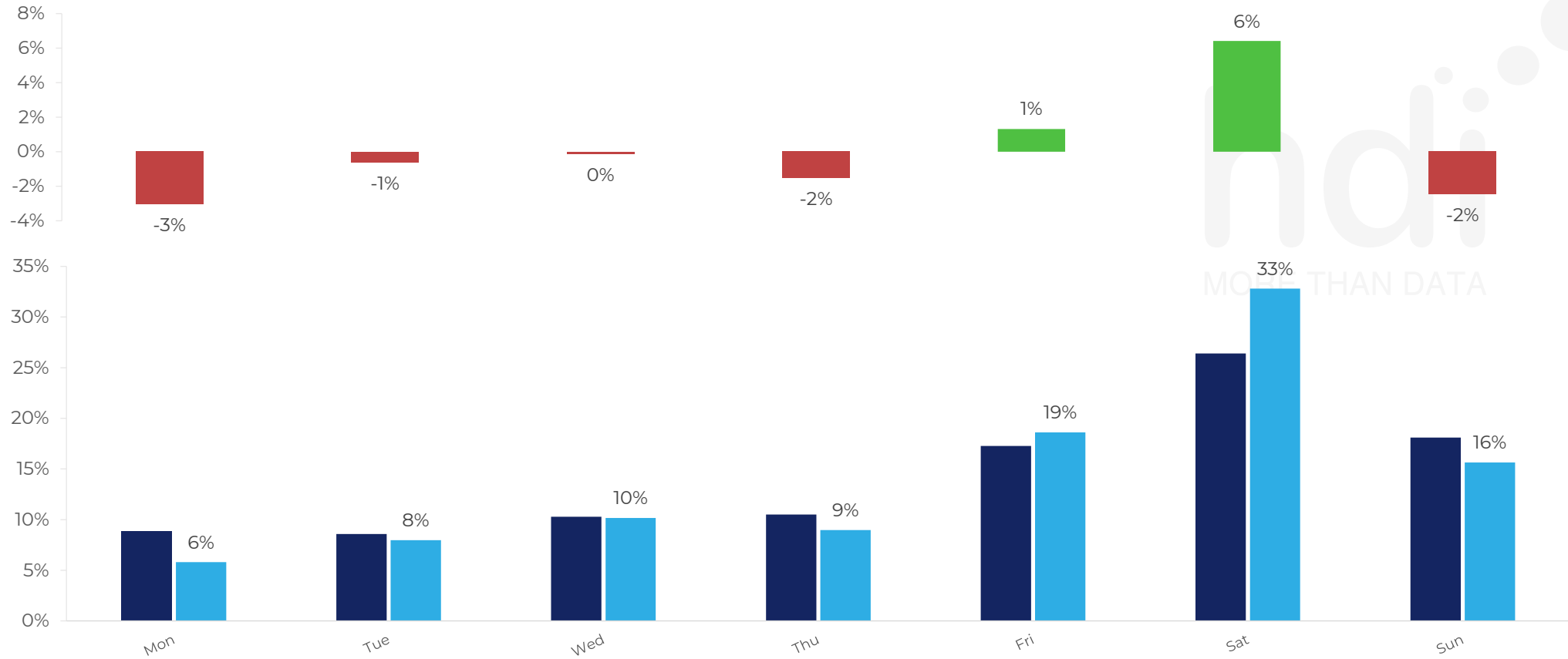
Nearest Station
Rhyl(0.14 miles)



Spend by Weekpart

How is customer spend distributed throughout the week for The Cob & Pen LL181UF versus its competitors?

% of spend for The Cob & Pen LL181UF and 319 Chains in 3 Miles from 05/02/2025 - 01/04/2026 split by Day of Week



■ Competitor

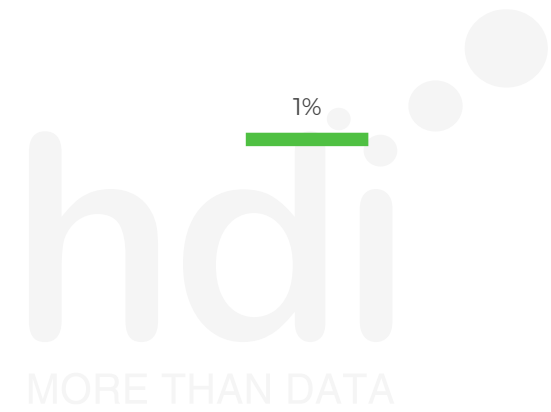
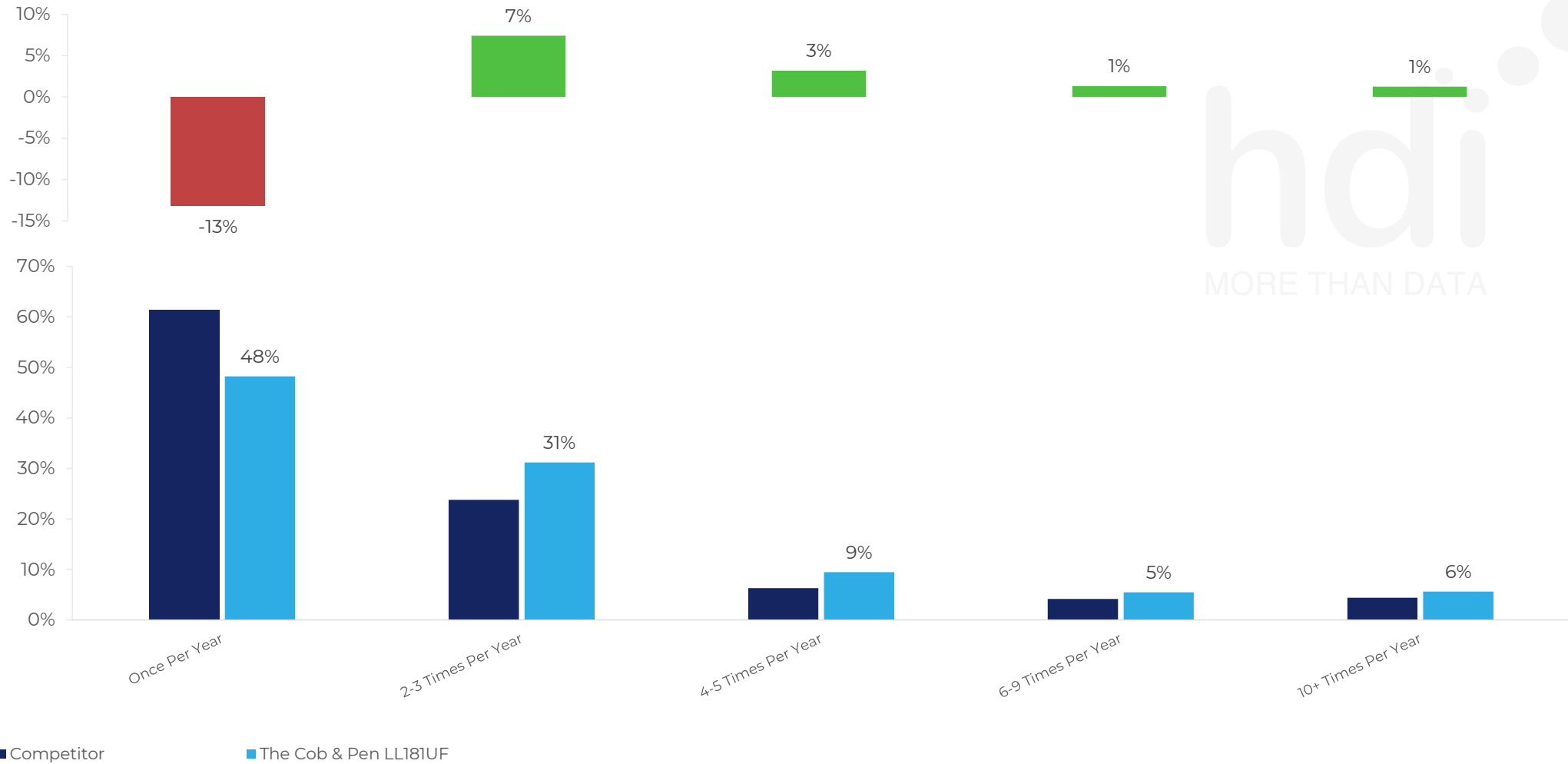
■ The Cob & Pen LL181UF



Visit Frequency

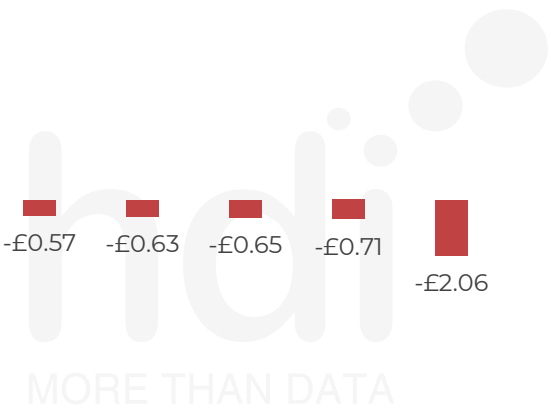
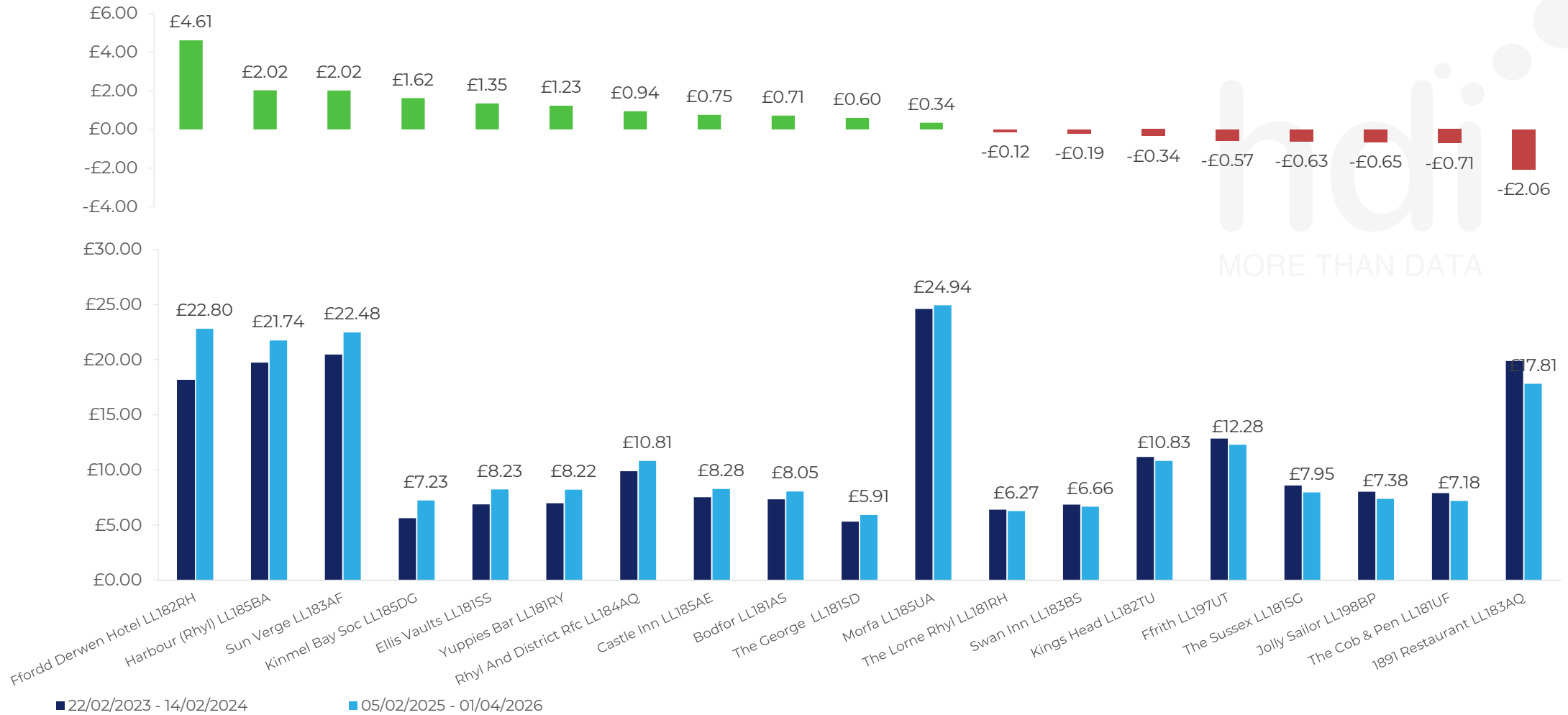
How frequently per year do customers visit The Cob & Pen LL181UF versus its competitors?

% of customer numbers for The Cob & Pen LL181UF and 319 Chains in 3 Miles from 05/02/2025 - 01/04/2026 and the number of visits made Per Annum



ATV Change

How has ATV changed between two date ranges?

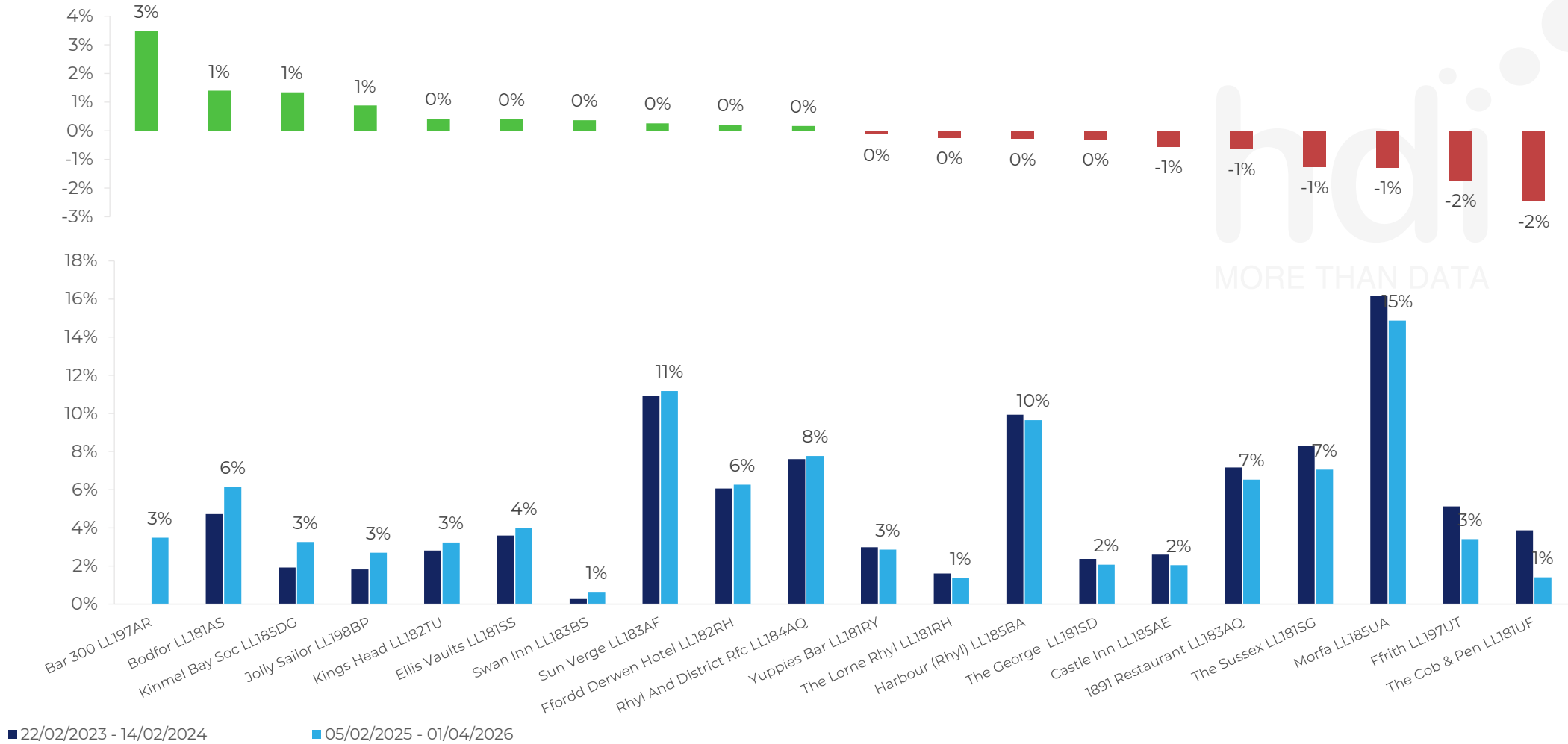
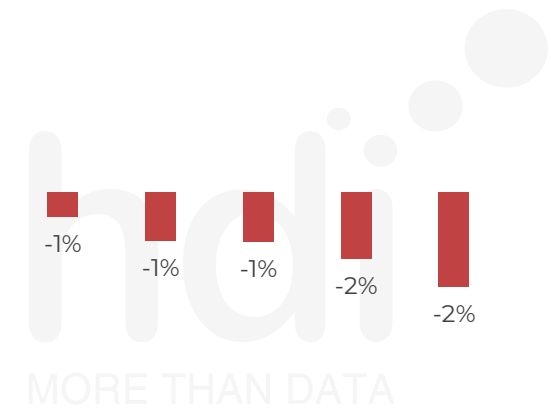




Market Share Change

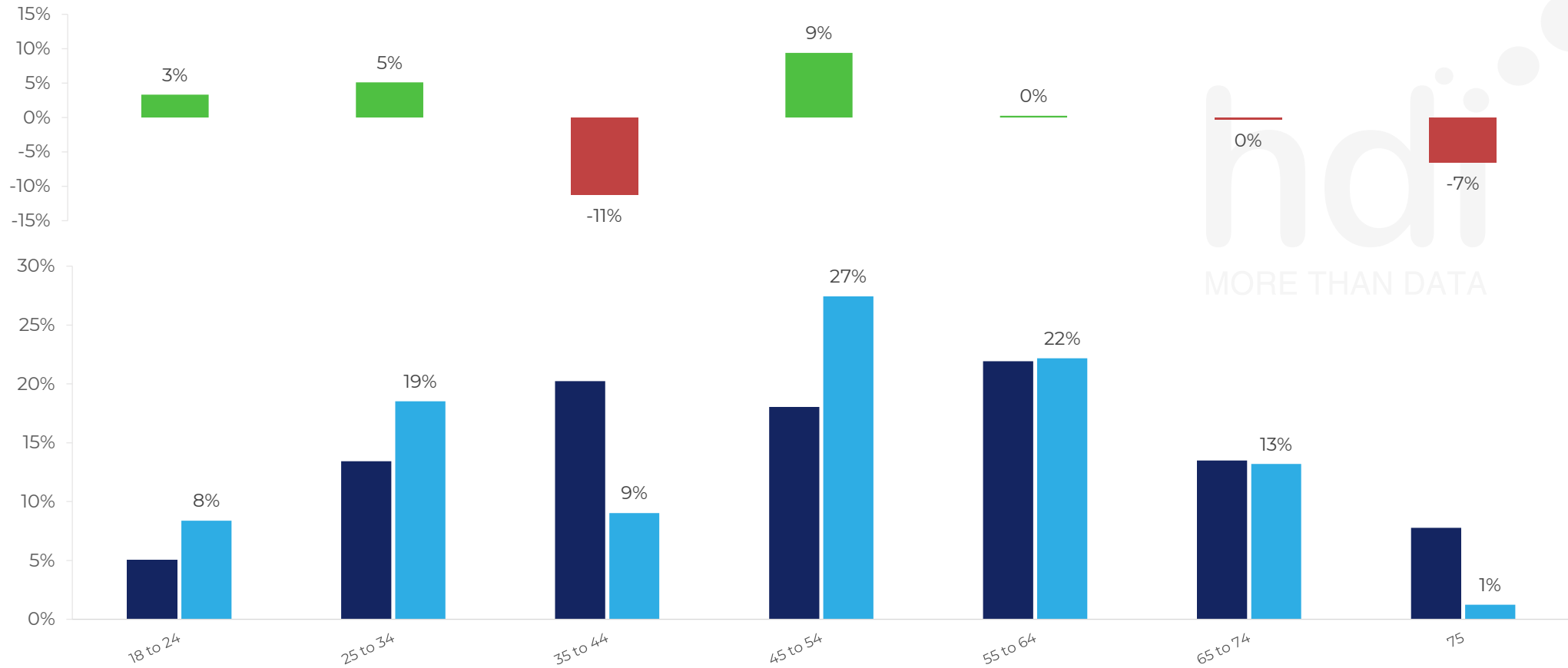
How has market share changed between two date ranges?

% of market share spend for The Cob & Pen LL181UF and 319 Chains in 3 Miles from 05/02/2025 - 01/04/2026



How does the age profile of customers who visit The Cob & Pen LL181UF compare versus its competitors?

% of spend for The Cob & Pen LL181UF and 319 Chains in 3 Miles from 05/02/2025 - 01/04/2026 split by Age Range



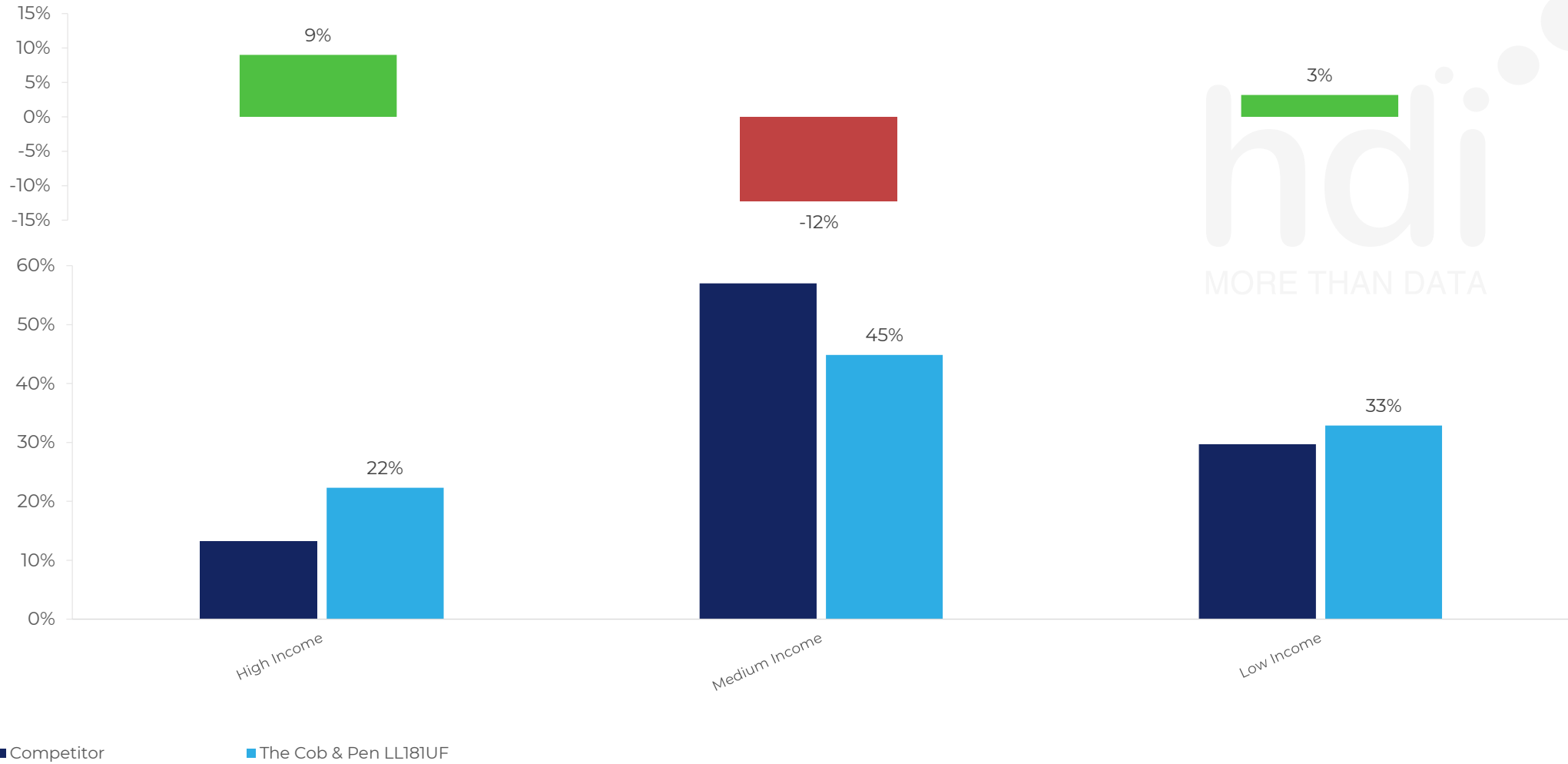
■ Competitor

■ The Cob & Pen LL181UF

Affluence

How does the affluence of customers who visit The Cob & Pen LL181UF compare versus its competitors?

% of spend for The Cob & Pen LL181UF and 319 Chains in 3 Miles from 05/02/2025 - 01/04/2026 split by Affluence

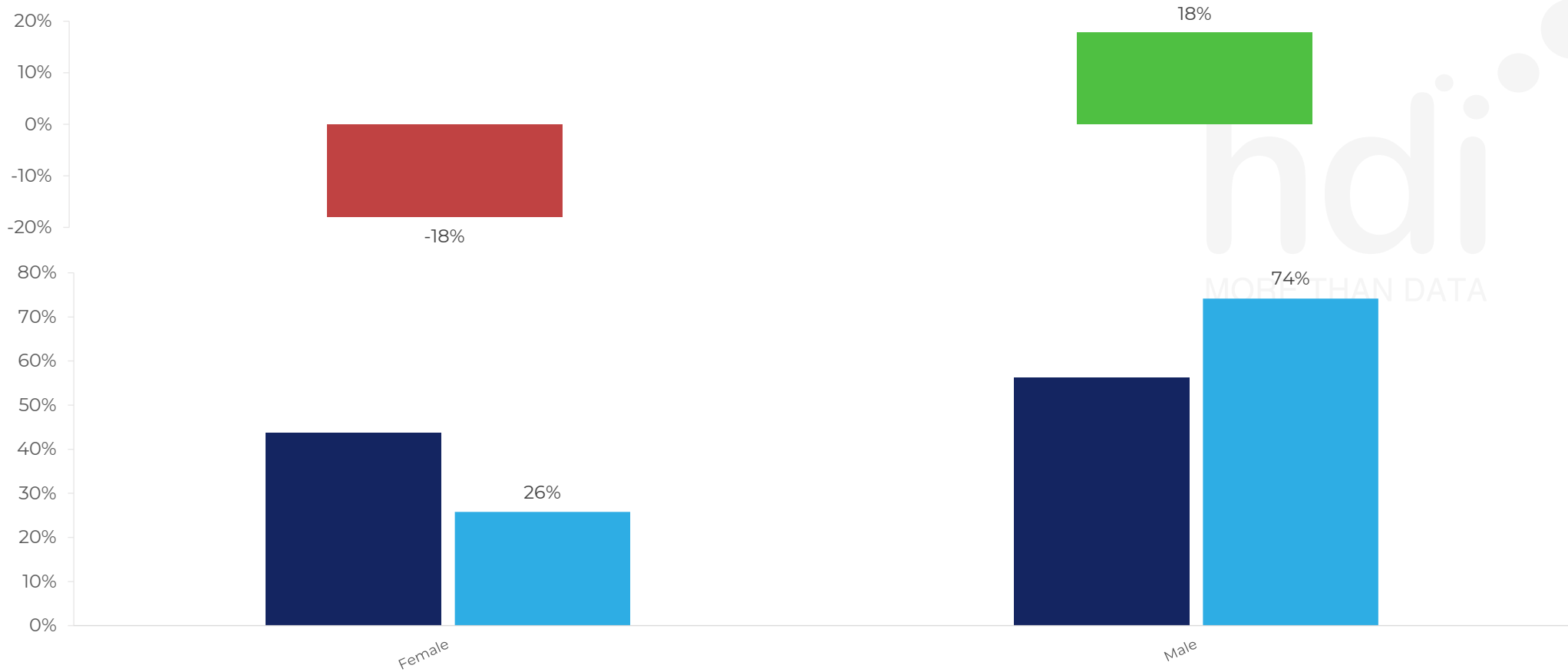




Gender

How does the gender profile of customers who visit The Cob & Pen LL181UF compare versus its competitors?

% of spend for The Cob & Pen LL181UF and 319 Chains in 3 Miles from 05/02/2025 - 01/04/2026 split by Gender



■ Competitor

■ The Cob & Pen LL181UF

SEGMENT SNAPSHOTS

1 – Family Familiar

- Value-oriented family groups who are particularly prevalent in the Midlands and the North.
- These customers more regularly visit McDonalds or Nandos or order Just Eat but do occasionally use suburban pubs for eating – particularly on a Sunday.
- Great value is essential with menu preferences for grilled meat, the kids menu and soft drinks.



2 – Occasional & Local

- Occasional & Local are lower frequency habitual drink-led customers.
- These value-oriented customers typically drink in lower priced suburban locations midweek.
- Occasional & Local favour recognised mainstream drinks brands such as Carling, Fosters, John Smiths or Smirnoff.



3 – Mid-week Seniors

- Mid-week Grey Social customers are older customers who prefer a peaceful pub – typically visiting midweek daytime and often avoiding busy events.
- These customers are of varying affluence.
- They prefer classic menu items such as fish and chips and hunters chicken with a lean towards cask ale, hot drinks and wines.



4 – PART OF THE PUB

- Part of the Pub customers are very habitual value-oriented drink-led customers.
- They drink in their local pub during the week with a preference for mainstream draught (Carling, Fosters, John Smiths, Strongbow) and recognised brands such as Bud, Smirnoff and Jamesons.
- These customers are more likely to visit betting shops, off licences and watch live football.



5 – METRO SOPHISTICATES

- Metro Sophisticates are younger, more affluent guests often found in and around larger cities.
- These customers favour more premium venues and tend to make healthier, more ethical choices.
- Living active lives, Metro Sophisticates will choose more premium brands such as Neck Oil, Fever Tree and Bombay Sapphire. They're interested in vegetarian / vegan menu options.



6 – YOUNG & CONNECTED

- Young & Connected customers are typically younger, less affluent customers. They favour branded businesses and have high online usage
- They tend to use lower-priced pubs in high street locations with a preference for spirits, cocktails, shots and burgers in Punch sites.
- Young & Connected customers are responsive to events in the pub, e.g. live sport, bank holidays.



7 - Bubbly Weekenders

- Bubbly Weekenders are slightly health-conscious younger customers who confine their pub use to high street venues at the weekend.
- Disproportionately female, Bubbly Weekenders favour spirits, cocktails and shots when in Punch sites.
- If eating, they've an interest in vegetarian / vegan dishes and have a preference for chicken burgers.



8 – UPMARKET DINERS

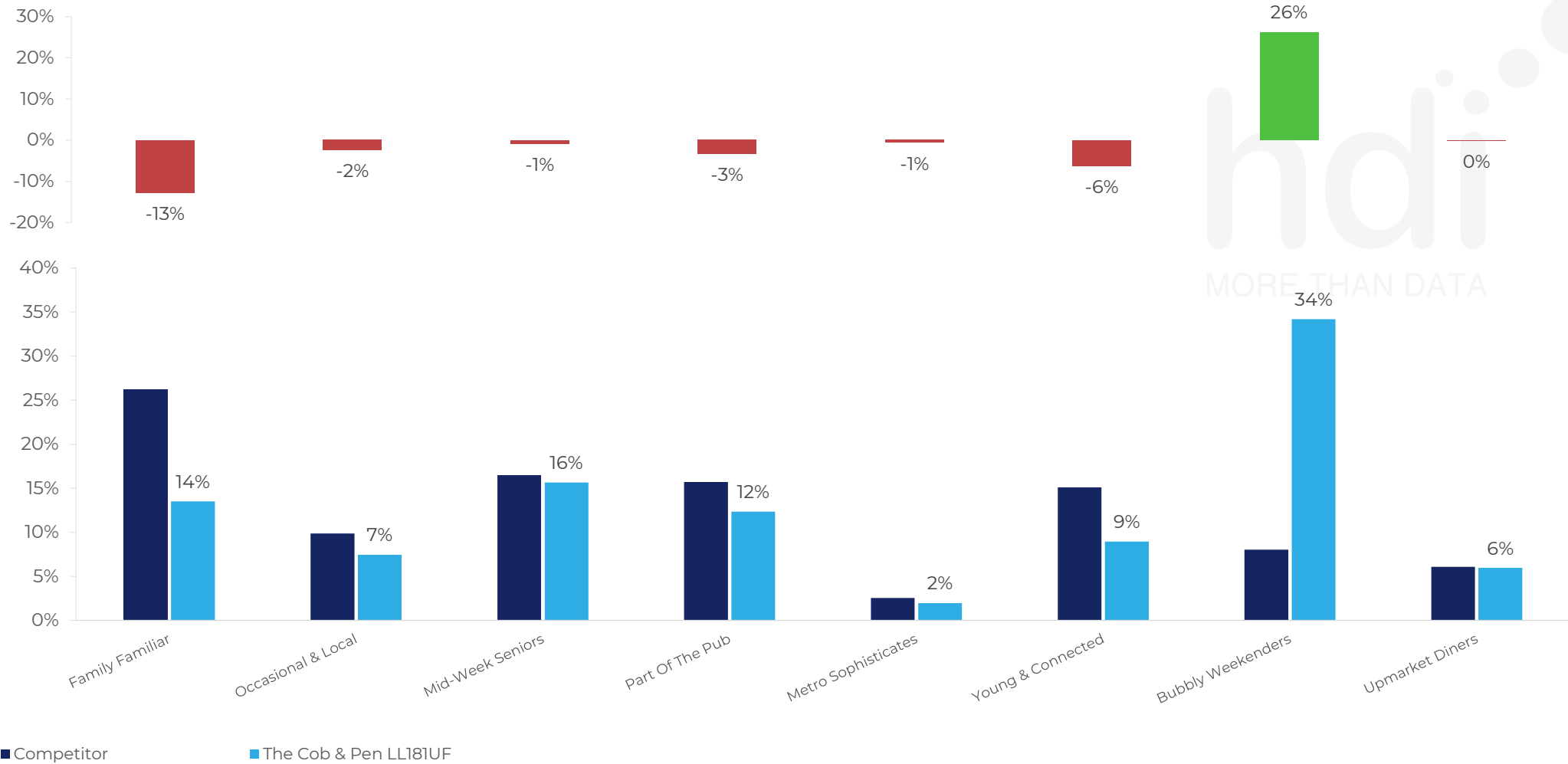
- Upmarket Diners are affluent, older guests who tend to visit higher-priced rural pubs during the daytime (often Sunday) for food.
- These active customers make healthy, ethical choices and aren't overly price conscious.
- When with Punch, Upmarket Diners are more likely to buy a roast or a special. If buying drinks, they lean towards wine, hot drinks and softs.



Punch Segmentation

How does the Custom segmentation profile of customers who visit The Cob & Pen LL181UF compare versus its competitors?

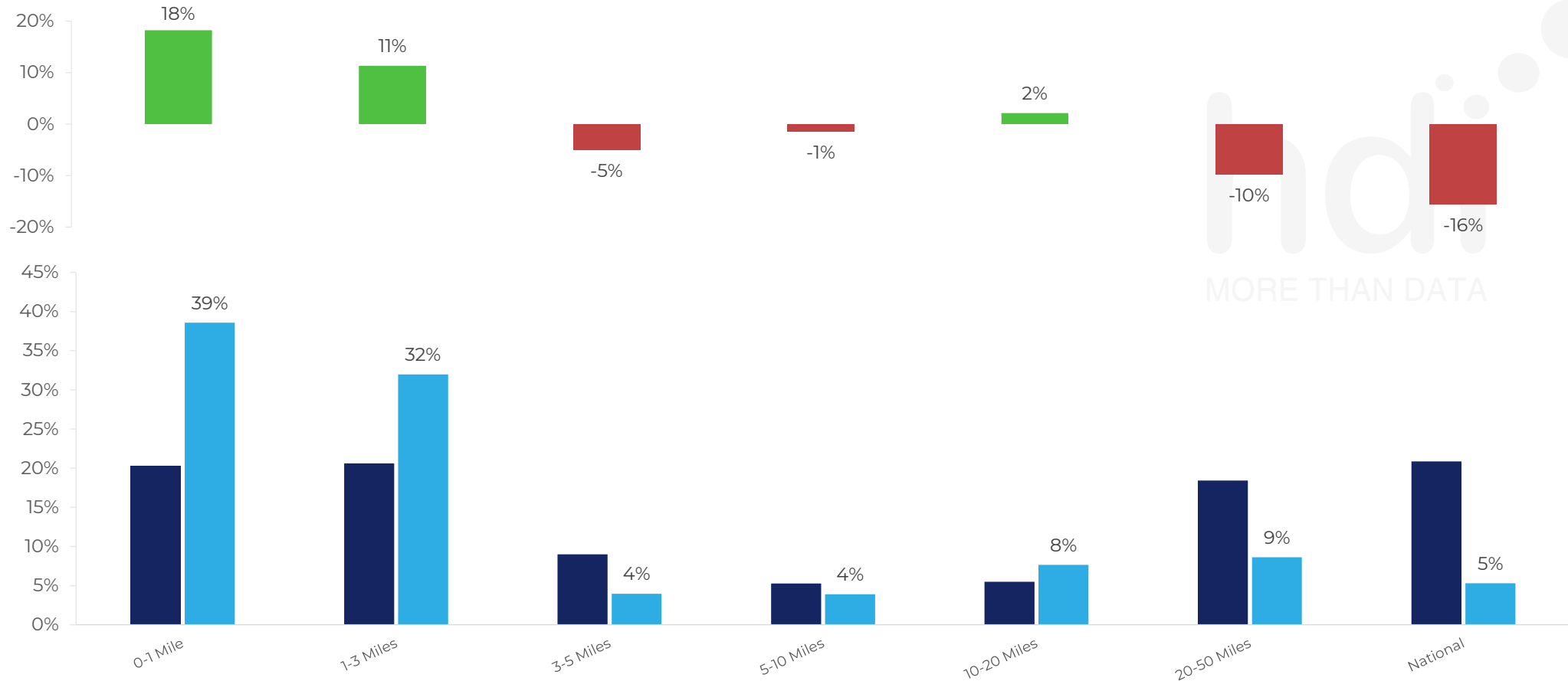
% of spend for The Cob & Pen LL181UF and 319 Chains in 3 Miles from 05/02/2025 - 01/04/2026 split by Segment



Spend by Distance

How does the spend profile of The Cob & Pen LL181UF compare versus its competitors based on travel distances?

% of spend for The Cob & Pen LL181UF and 319 Chains in 3 Miles from 05/02/2025 - 01/04/2026 split by Distance travelled



■ Competitor

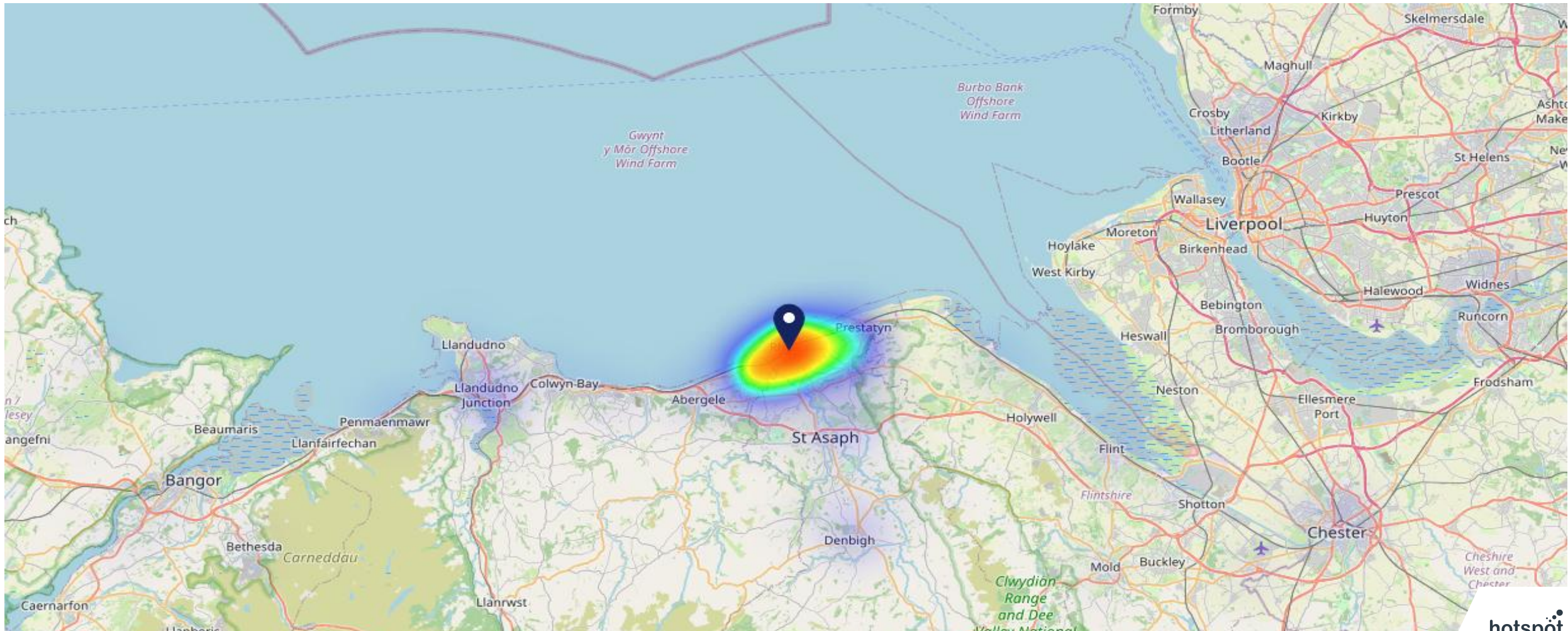
■ The Cob & Pen LL181UF



Map of Guest Origin

Where do customers of The Cob & Pen LL181UF come from?

Where do customers of The Cob & Pen LL181UF for 05/02/2025 - 01/04/2026 live

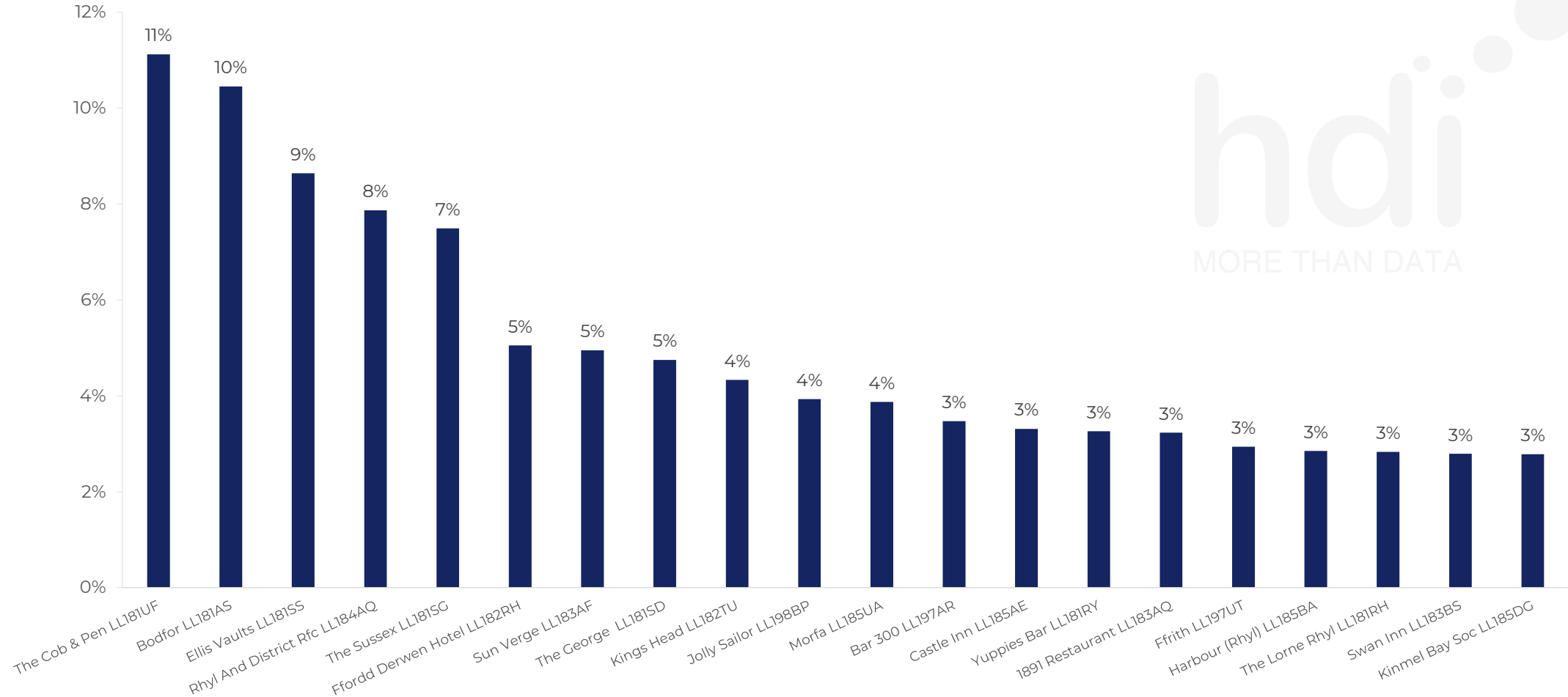




Share of Wallet

What are the Top 20 venues (by spend) that customers of The Cob & Pen LL181UF also visit?

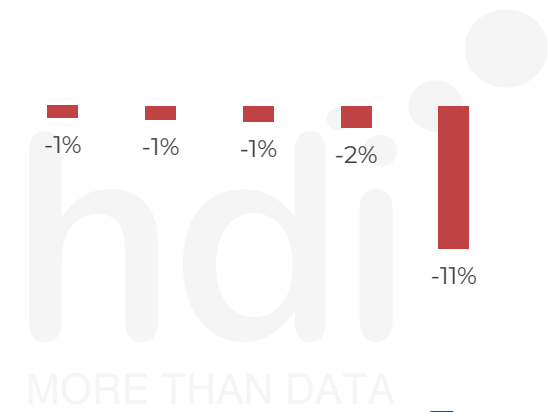
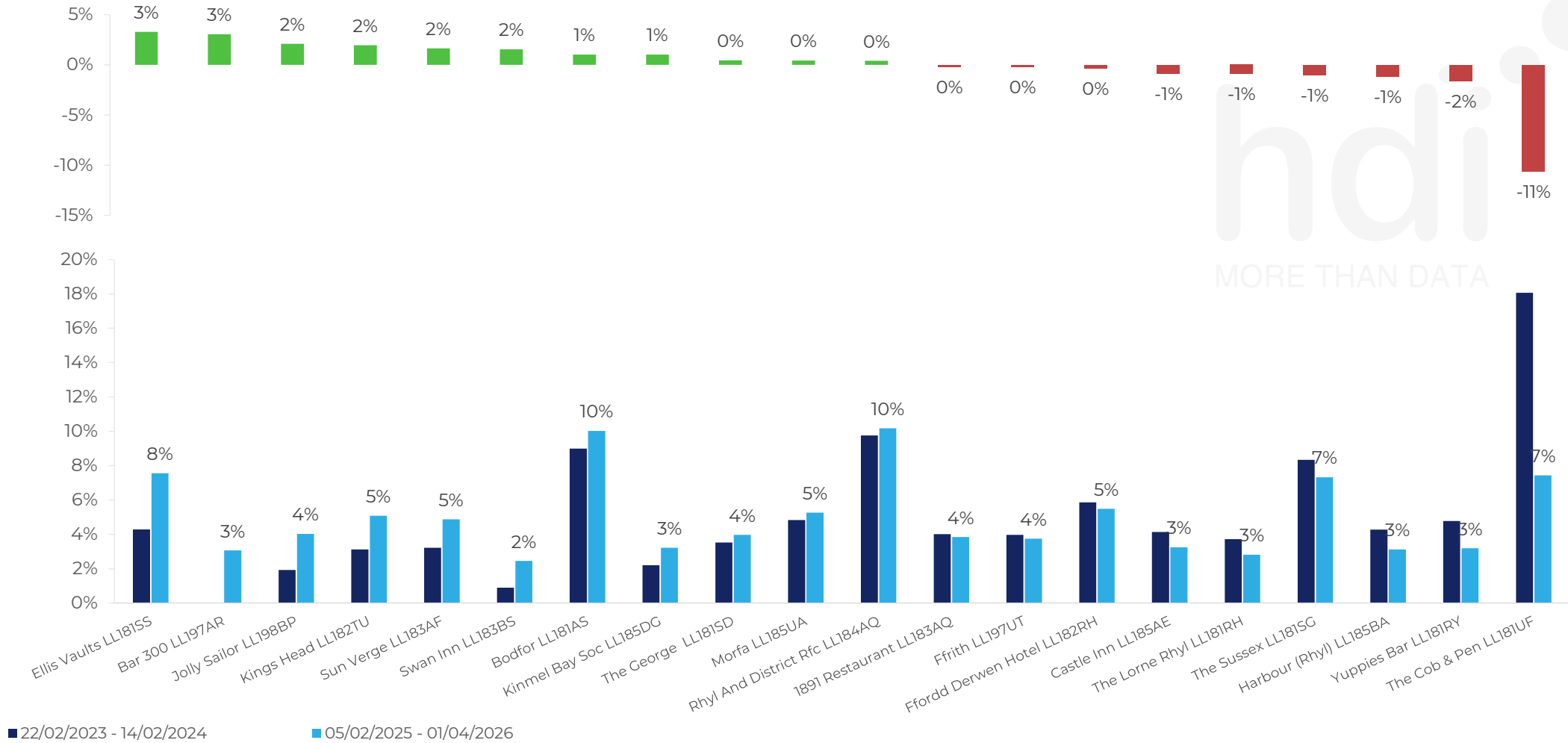
For customers of The Cob & Pen LL181UF, who are the top 20 competitors from 319 Chains in 3 Miles for 05/02/2025 - 01/04/2026 split by Venue





Share of Wallet Change

How has share of wallet of customers of The Cob & Pen LL181UF changed between two date ranges?





Market Summary

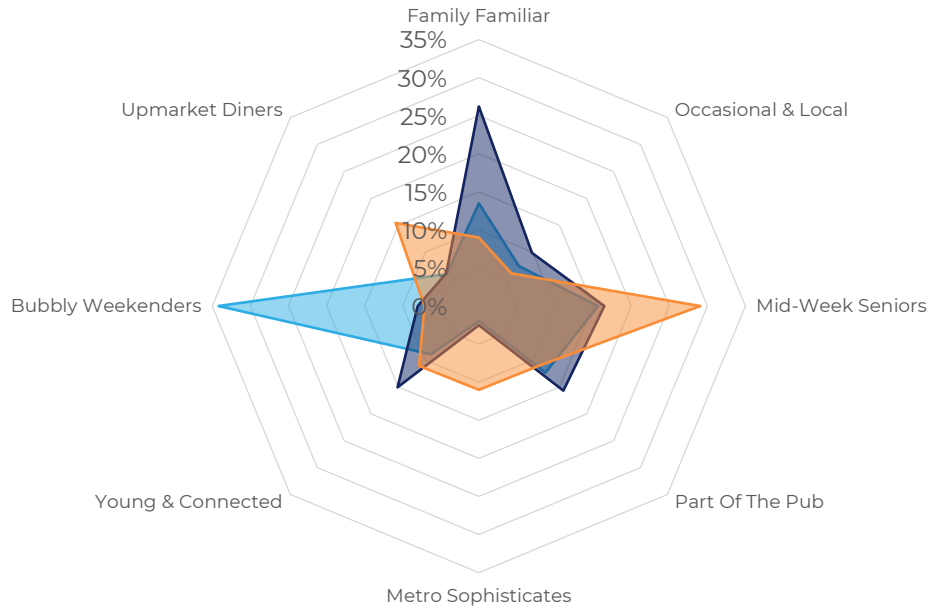
How does the local area for The Cob & Pen LL181UF compare to the national average (1 = low, 10 = high)

Data Type	Name	Spend in 250m	250m Spend vs National	Spend in 500m	500m Spend vs National	Spend in 1 mile	1 mile Spend vs National	Spend in 3 miles	3 mile Spend vs National
Total	Annual Sales	£2.98M	6	£11.77M	8	£22.23M	6	£52.65M	5
Weekpart	Mon - Thu	35.8%	3	40.5%	5	41.3%	6	41.7%	5
Weekpart	Fri - Sat	51.3%	9	44.1%	6	42.3%	5	41.2%	4
Weekpart	Sun	12.8%	4	15.4%	6	16.4%	8	17.1%	9
Age	18 to 24	5.3%	5	6.4%	6	6.2%	5	6.1%	4
Age	25 to 34	17.7%	4	18.0%	4	16.4%	2	16.0%	2
Age	35 to 44	22.2%	5	25.1%	7	24.3%	6	23.9%	6
Age	45 to 54	20.1%	5	18.9%	4	18.8%	3	18.3%	2
Age	55 to 64	21.3%	9	19.2%	8	18.9%	8	19.0%	9
Age	65 to 74	11.9%	9	10.0%	8	11.2%	9	11.1%	9
Age	75+	1.5%	4	2.4%	6	4.2%	8	5.6%	9
CAMEO	Business Elite	2.4%	2	2.3%	2	2.8%	2	2.9%	2
CAMEO	Prosperous Professionals	2.6%	2	2.1%	2	2.5%	2	2.9%	1
CAMEO	Flourishing Society	9.5%	4	6.8%	3	7.3%	3	7.9%	2
CAMEO	Content Communities	8.9%	3	9.0%	2	9.7%	3	10.5%	3
CAMEO	White Collar Neighbourhoods	13.5%	8	13.3%	8	14.4%	9	13.0%	8
CAMEO	Enterprising Mainstream	14.4%	9	14.9%	10	18.0%	10	17.4%	10
CAMEO	Paying The Mortgage	14.4%	6	14.6%	6	14.7%	5	15.6%	6
CAMEO	Cash Conscious Communities	13.9%	9	15.1%	9	12.1%	8	10.1%	6
CAMEO	On A Budget	13.8%	9	12.9%	9	10.8%	9	10.2%	9
CAMEO	Family Value	6.6%	8	9.0%	9	7.7%	8	9.5%	9
Affluence	AB	14.5%	3	11.2%	2	12.6%	2	13.7%	2
Affluence	C1C2	51.2%	7	51.8%	7	56.8%	9	56.4%	9
Affluence	DE	34.3%	9	37.0%	9	30.6%	8	29.8%	9



Local Market Profile

Mix of spend by customer segment in Punch site and local market



	Customer Count	Family Familiar	Occasional & Local	Mid-Week Seniors	Part Of The Pub	Metro Sophisticates	Young & Connected	Bubbly Weekenders	Upmarket Diners
The Cob & Pen	105	13.50%	7.43%	15.66%	12.35%	1.95%	8.93%	34.18%	5.95%
Local Catchment	6141	26.22%	9.85%	16.48%	15.70%	2.53%	15.10%	8.01%	6.07%
Punch T&L	102747	9.00%	6.07%	29.07%	11.11%	10.99%	11.10%	7.15%	15.46%
The Cob & Pen vs Local Catchment		-12.72%	-2.42%	-0.82%	-3.35%	-0.58%	-6.17%	26.17%	-0.12%
The Cob & Pen vs Punch T&L		4.50%	1.36%	-13.41%	1.24%	-9.04%	-2.17%	27.03%	-9.51%
Local Catchment vs Punch T&L		17.22%	3.78%	-12.59%	4.59%	-8.46%	4.00%	0.86%	-9.39%

■ The Cob & Pen

■ Local Catchment

■ Punch T&L