



Site Summary



Egerton Arms M308HU

M308HU

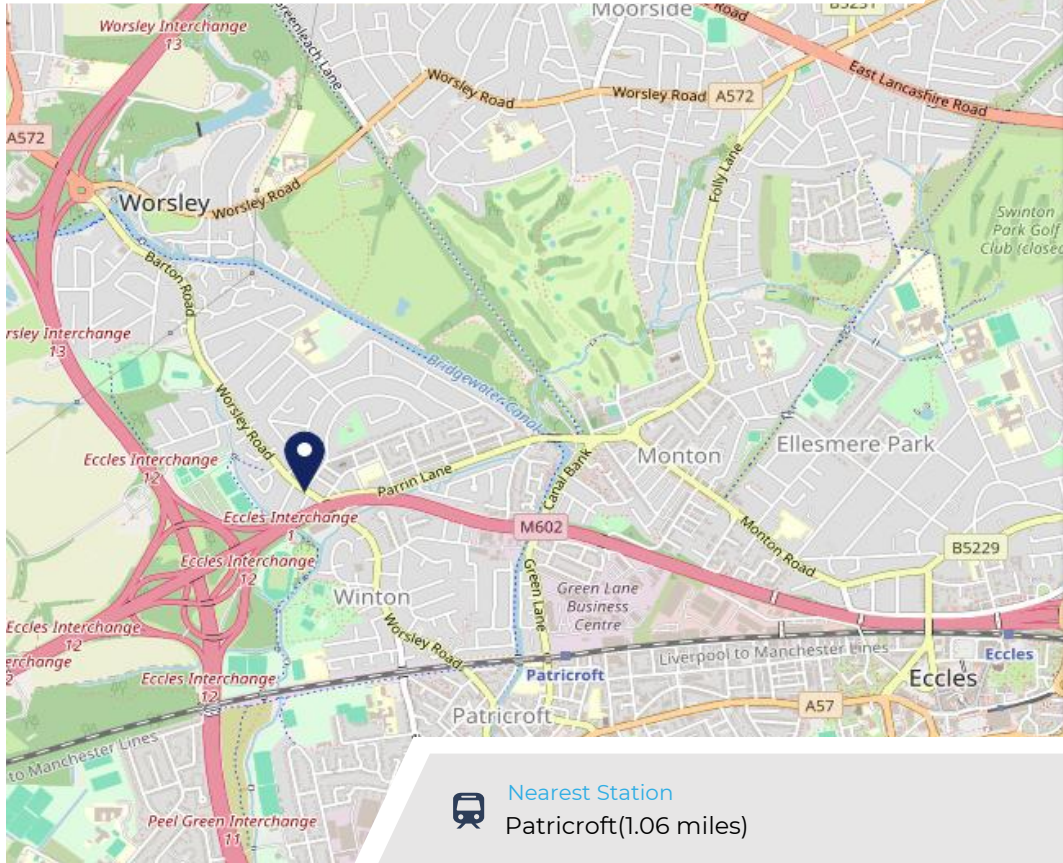
Punch T&L

Work Area
Manchester

Region
North West

TV Region
North West

Urbanicity
Urban major conurbation



ATV



Gender



Affluence



Segmentation



Age Group



Visit Day

Top Competitors



The Woodside

#1

M281ES

Vintage Inns



Wagamama Manchester

#2

M178AA

Wagamama



Alberts Restaurant - W

#3

M270AA

Restaurant



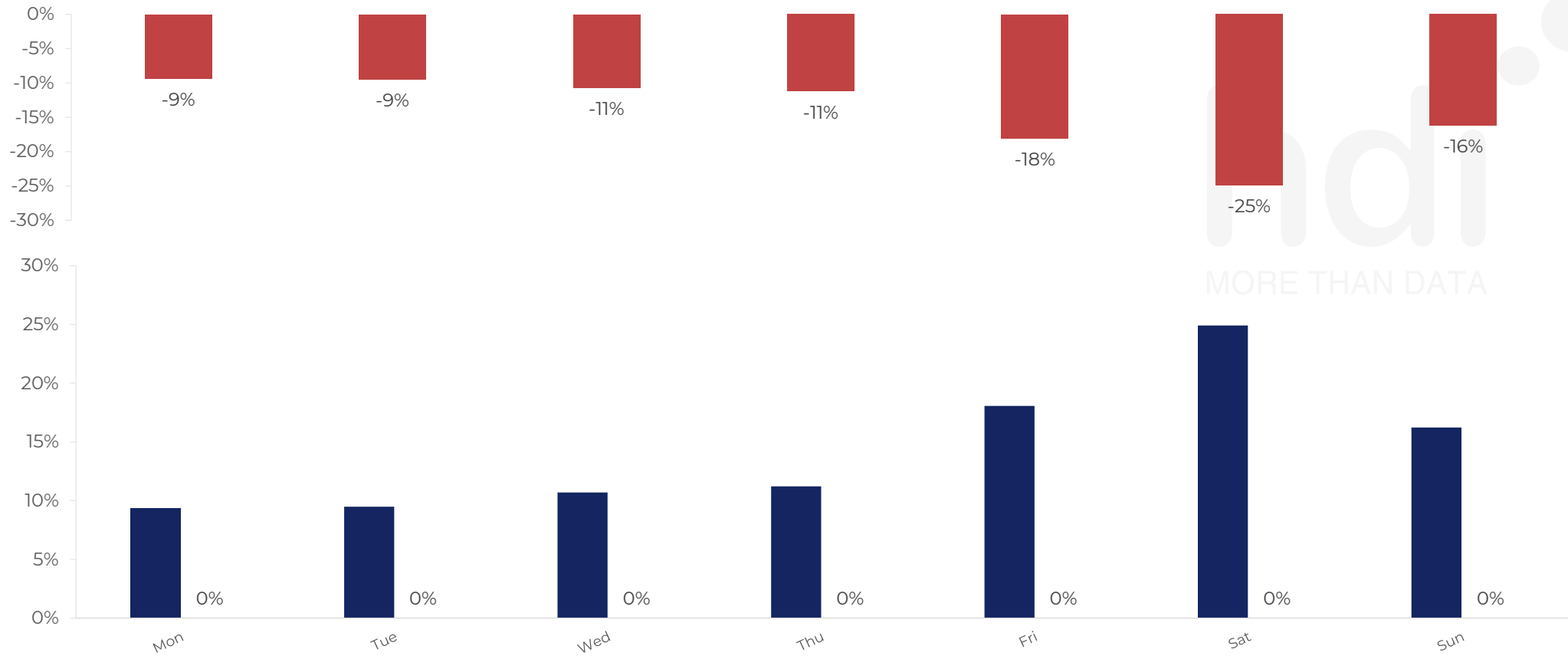
Nearest Station
Patricroft(1.06 miles)



Spend by Weekpart

How is customer spend distributed throughout the week for Egerton Arms M308HU versus its competitors?

% of spend for Egerton Arms M308HU and 319 Chains in 3 Miles from 05/02/2025 - 25/02/2026 split by Day of Week



■ Competitor

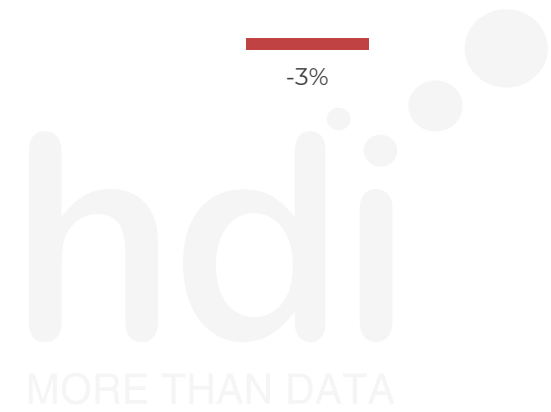
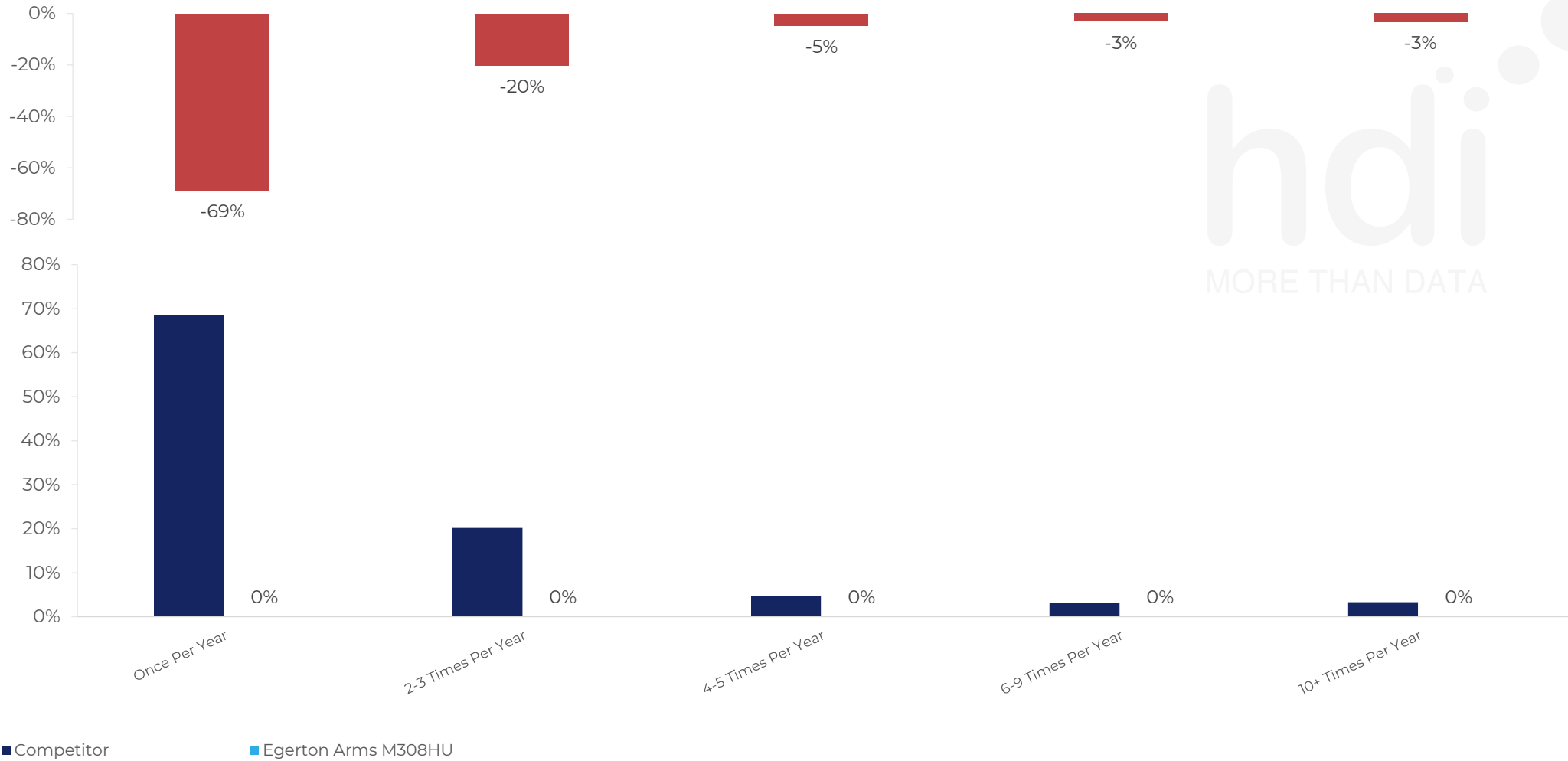
■ Egerton Arms M308HU



Visit Frequency

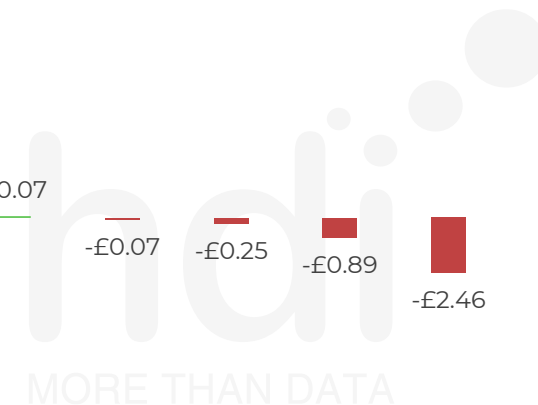
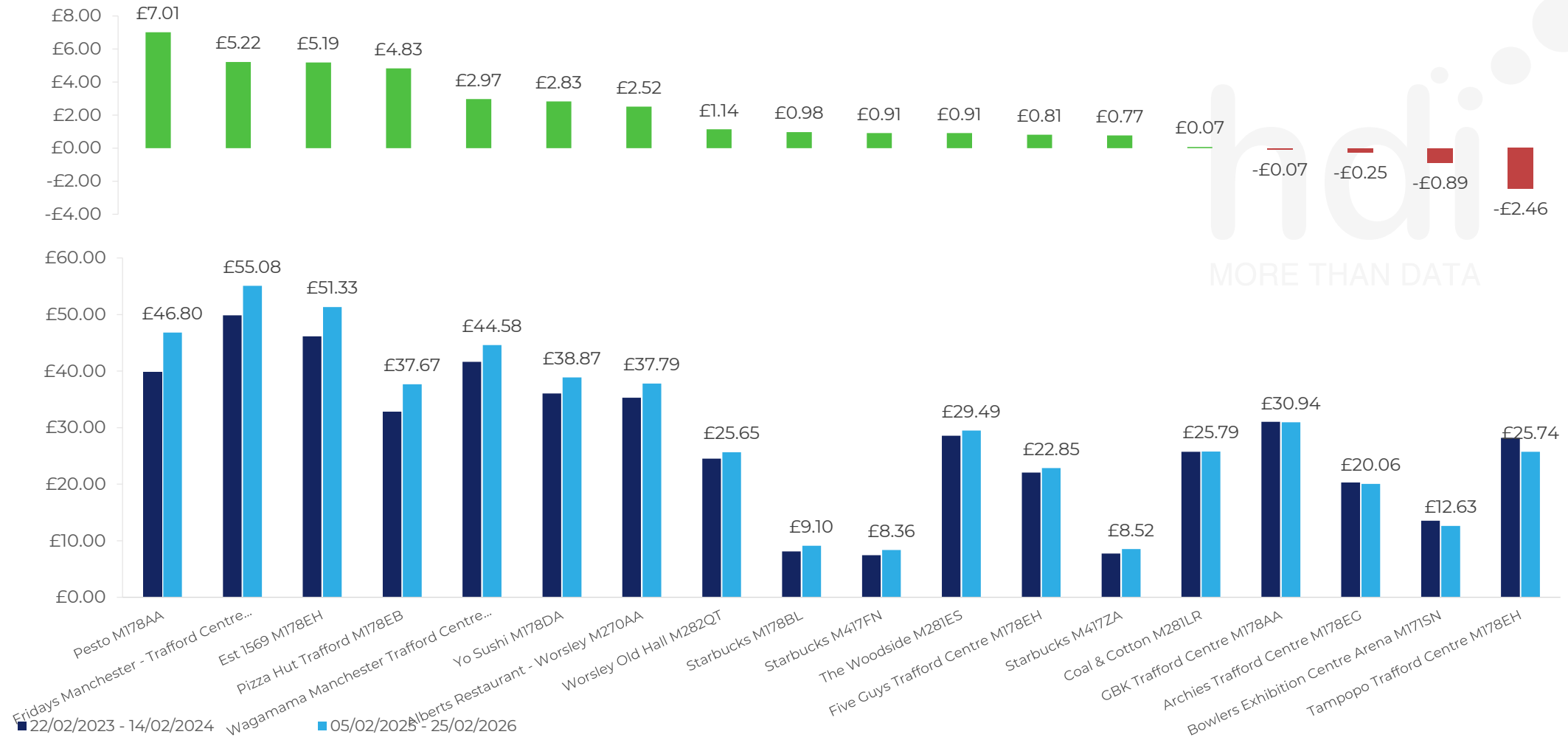
How frequently per year do customers visit Egerton Arms M308HU versus its competitors?

% of customer numbers for Egerton Arms M308HU and 319 Chains in 3 Miles from 05/02/2025 - 25/02/2026 and the number of visits made Per Annum



ATV Change

How has ATV changed between two date ranges?

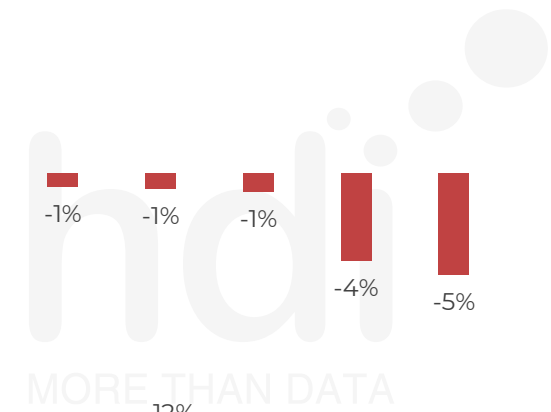
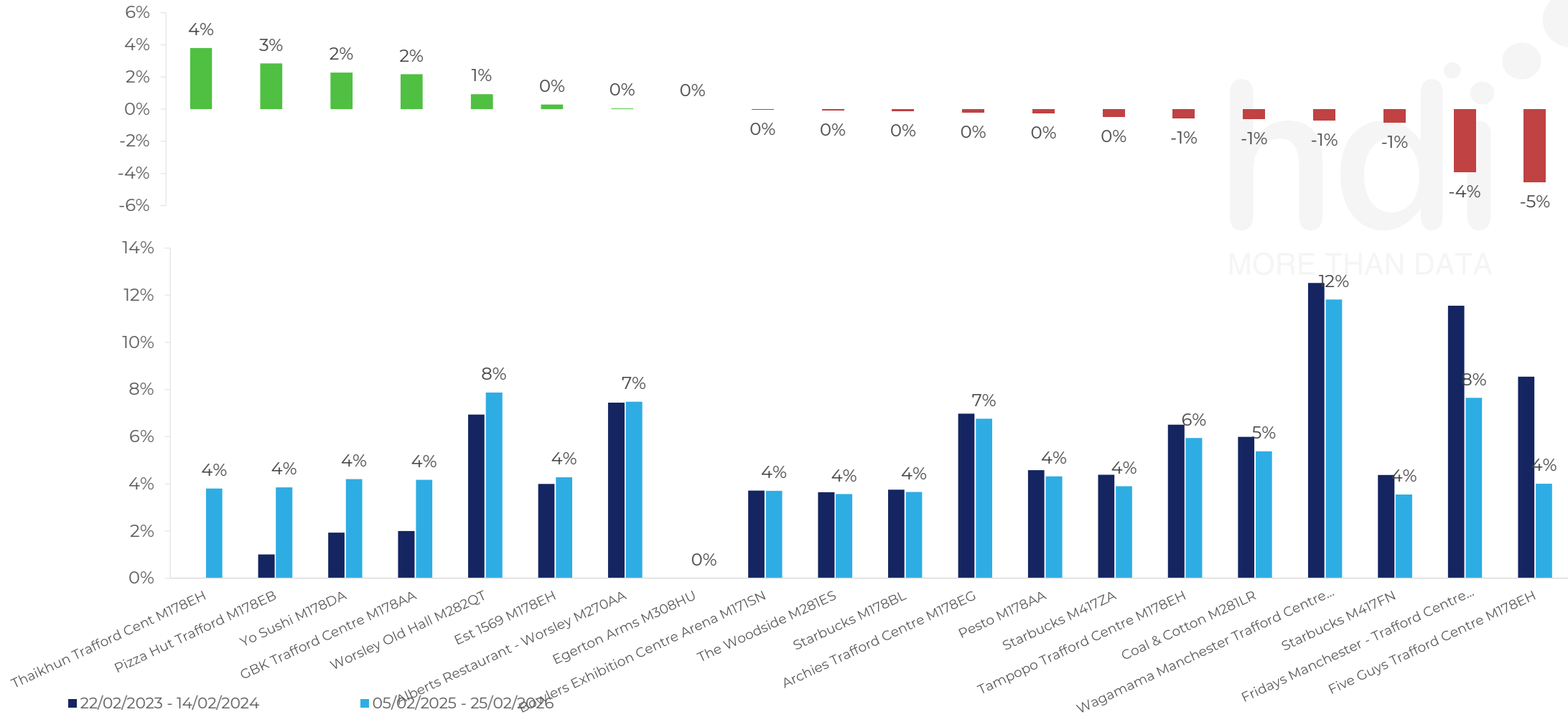




Market Share Change

How has market share changed between two date ranges?

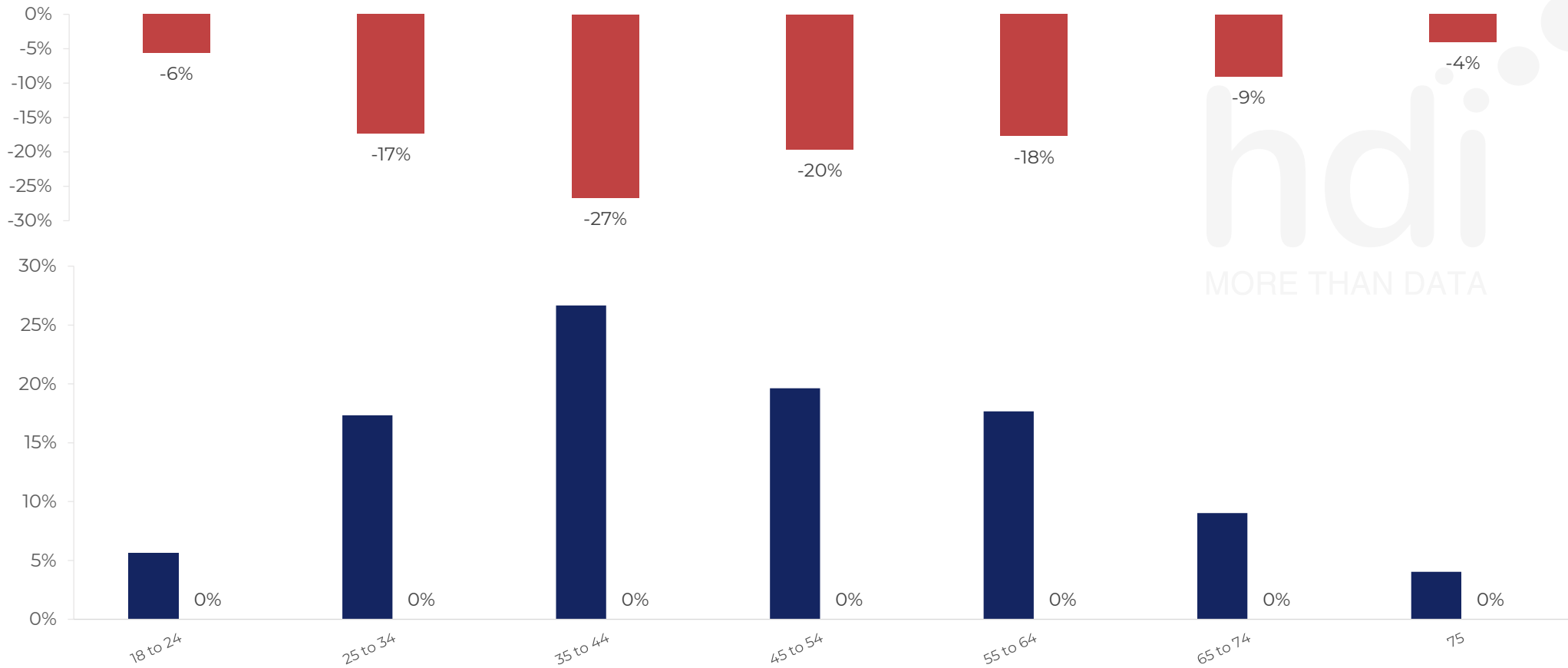
% of market share spend for Egerton Arms M308HU and 319 Chains in 3 Miles from 05/02/2025 - 25/02/2026



Age

How does the age profile of customers who visit Egerton Arms M308HU compare versus its competitors?

% of spend for Egerton Arms M308HU and 319 Chains in 3 Miles from 05/02/2025 - 25/02/2026 split by Age Range



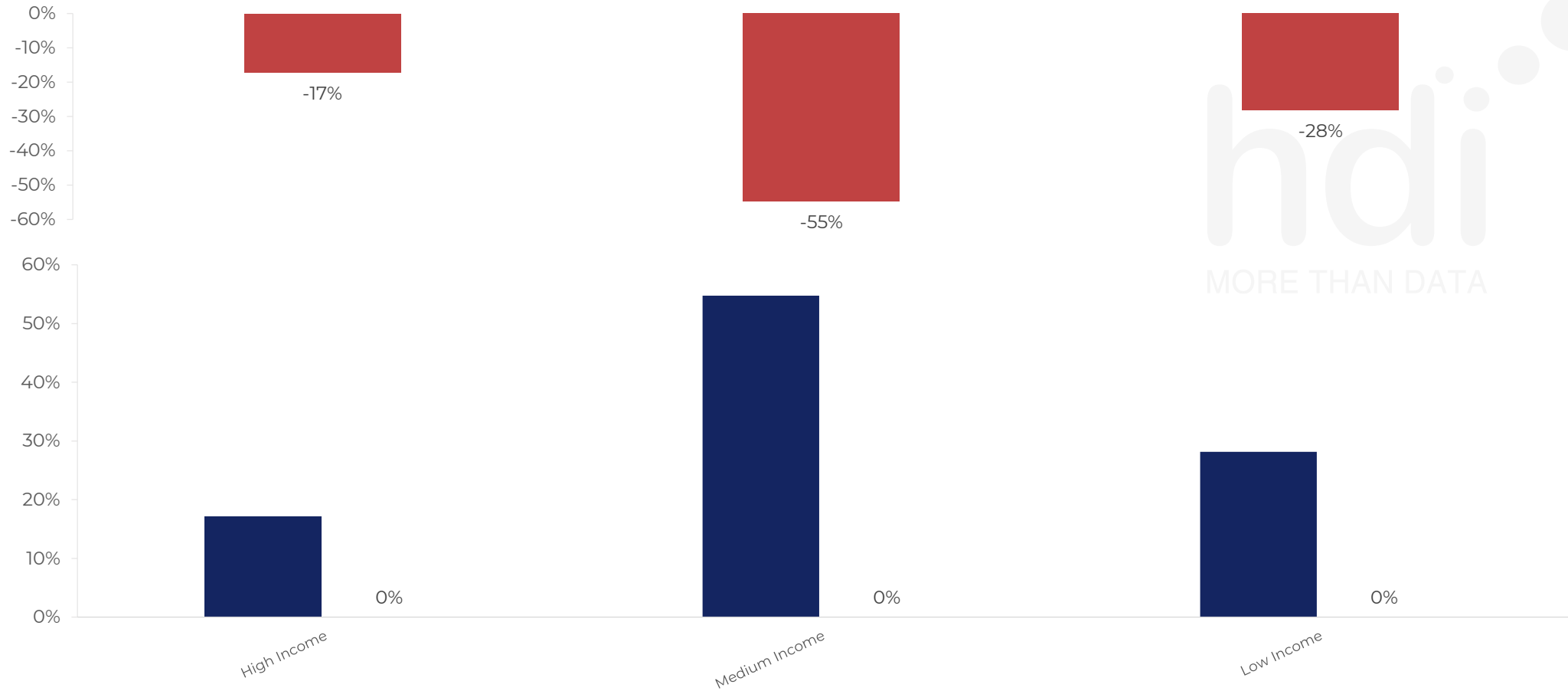
■ Competitor

■ Egerton Arms M308HU

Affluence

How does the affluence of customers who visit Egerton Arms M308HU compare versus its competitors?

% of spend for Egerton Arms M308HU and 319 Chains in 3 Miles from 05/02/2025 - 25/02/2026 split by Affluence



■ Competitor

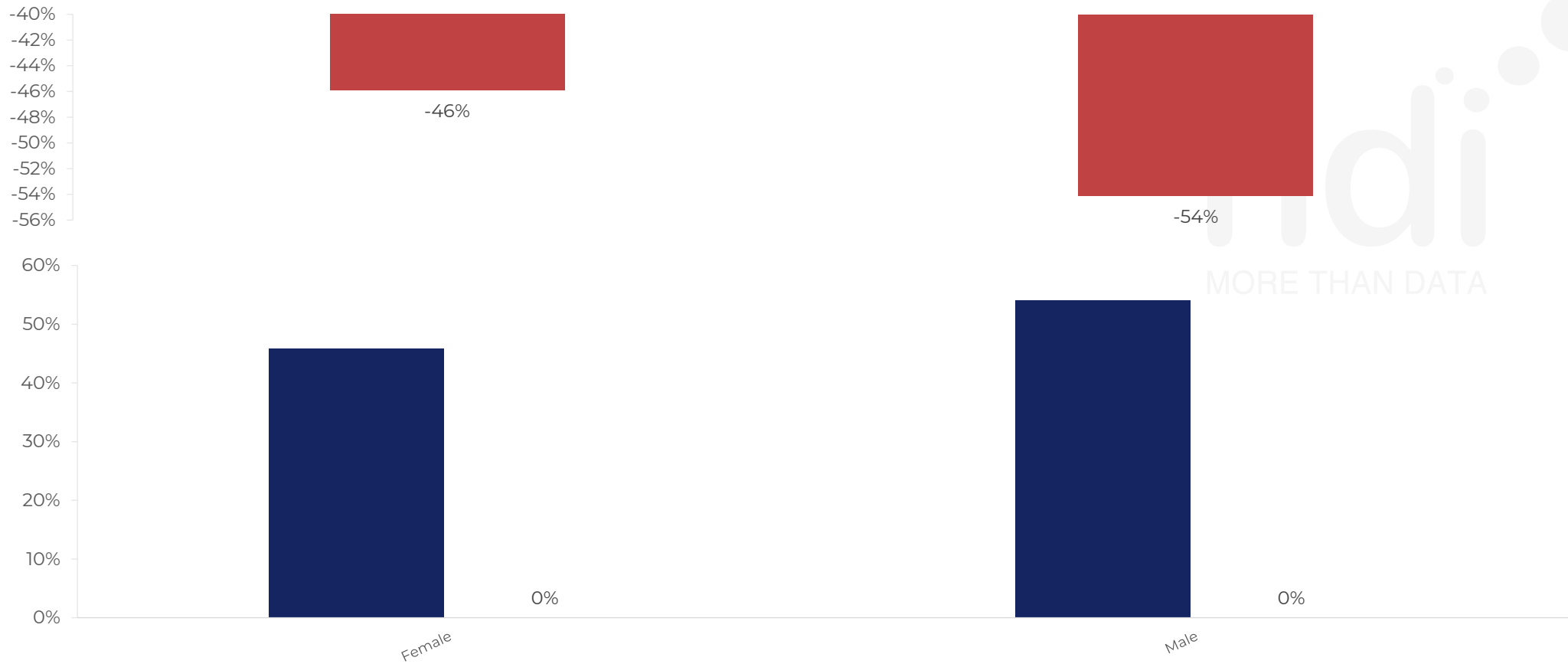
■ Egerton Arms M308HU



Gender

How does the gender profile of customers who visit Egerton Arms M308HU compare versus its competitors?

% of spend for Egerton Arms M308HU and 319 Chains in 3 Miles from 05/02/2025 - 25/02/2026 split by Gender



■ Competitor

■ Egerton Arms M308HU

SEGMENT SNAPSHOTS

1 – Family Familiar

- Value-oriented family groups who are particularly prevalent in the Midlands and the North.
- These customers more regularly visit McDonalds or Nandos or order Just Eat but do occasionally use suburban pubs for eating – particularly on a Sunday.
- Great value is essential with menu preferences for grilled meat, the kids menu and soft drinks.



2 – Occasional & Local

- Occasional & Local are lower frequency habitual drink-led customers.
- These value-oriented customers typically drink in lower priced suburban locations midweek.
- Occasional & Local favour recognised mainstream drinks brands such as Carling, Fosters, John Smiths or Smirnoff.



3 – Mid-week Seniors

- Mid-week Grey Social customers are older customers who prefer a peaceful pub – typically visiting midweek daytime and often avoiding busy events.
- These customers are of varying affluence.
- They prefer classic menu items such as fish and chips and hunters chicken with a lean towards cask ale, hot drinks and wines.



4 – PART OF THE PUB

- Part of the Pub customers are very habitual value-oriented drink-led customers.
- They drink in their local pub during the week with a preference for mainstream draught (Carling, Fosters, John Smiths, Strongbow) and recognised brands such as Bud, Smirnoff and Jamesons.
- These customers are more likely to visit betting shops, off licences and watch live football.



5 – METRO SOPHISTICATES

- Metro Sophisticates are younger, more affluent guests often found in and around larger cities.
- These customers favour more premium venues and tend to make healthier, more ethical choices.
- Living active lives, Metro Sophisticates will choose more premium brands such as Neck Oil, Fever Tree and Bombay Sapphire. They're interested in vegetarian / vegan menu options.



6 – YOUNG & CONNECTED

- Young & Connected customers are typically younger, less affluent customers. They favour branded businesses and have high online usage
- They tend to use lower-priced pubs in high street locations with a preference for spirits, cocktails, shots and burgers in Punch sites.
- Young & Connected customers are responsive to events in the pub, e.g. live sport, bank holidays.



7 - Bubbly Weekenders

- Bubbly Weekenders are slightly health-conscious younger customers who confine their pub use to high street venues at the weekend.
- Disproportionately female, Bubbly Weekenders favour spirits, cocktails and shots when in Punch sites.
- If eating, they've an interest in vegetarian / vegan dishes and have a preference for chicken burgers.



8 – UPMARKET DINERS

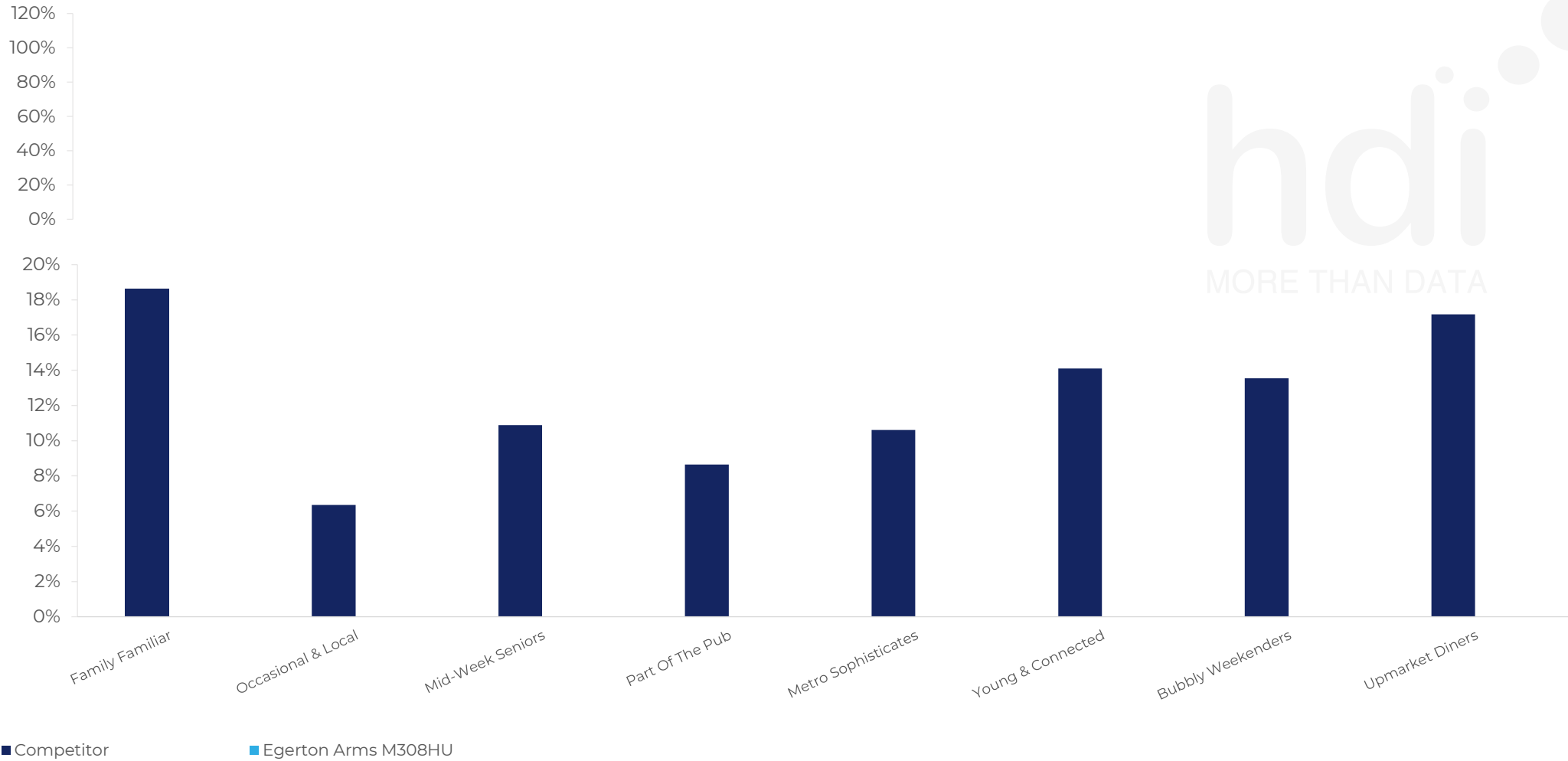
- Upmarket Diners are affluent, older guests who tend to visit higher-priced rural pubs during the daytime (often Sunday) for food.
- These active customers make healthy, ethical choices and aren't overly price conscious.
- When with Punch, Upmarket Diners are more likely to buy a roast or a special. If buying drinks, they lean towards wine, hot drinks and softs.



Punch Segmentation

How does the Custom segmentation profile of customers who visit Egerton Arms M308HU compare versus its competitors?

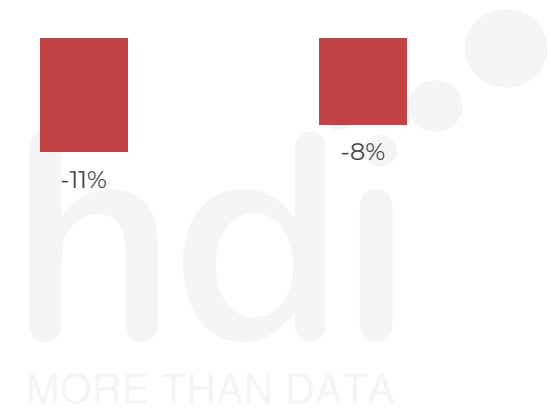
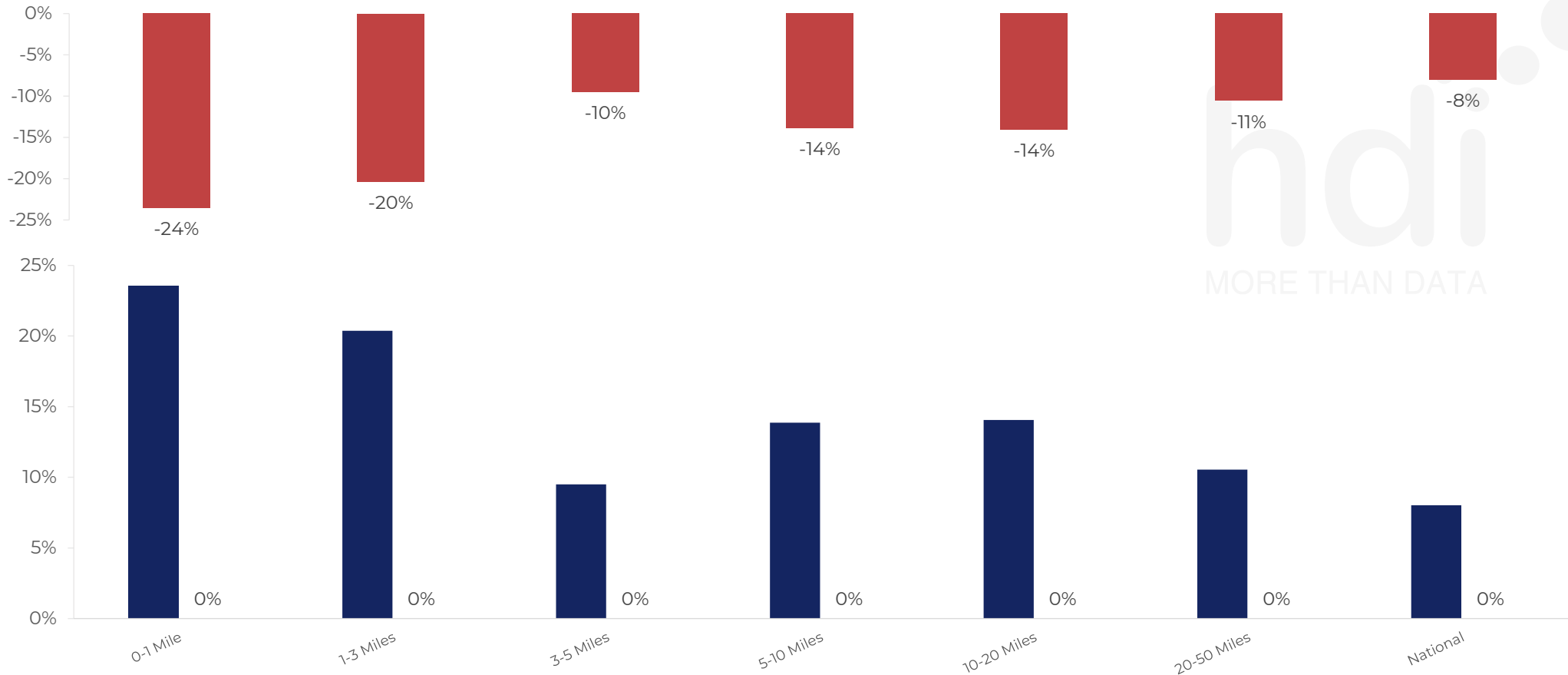
% of spend for Egerton Arms M308HU and 319 Chains in 3 Miles from 05/02/2025 - 25/02/2026 split by Segment



Spend by Distance

How does the spend profile of Egerton Arms M308HU compare versus its competitors based on travel distances?

% of spend for Egerton Arms M308HU and 319 Chains in 3 Miles from 05/02/2025 - 25/02/2026 split by Distance travelled



■ Competitor

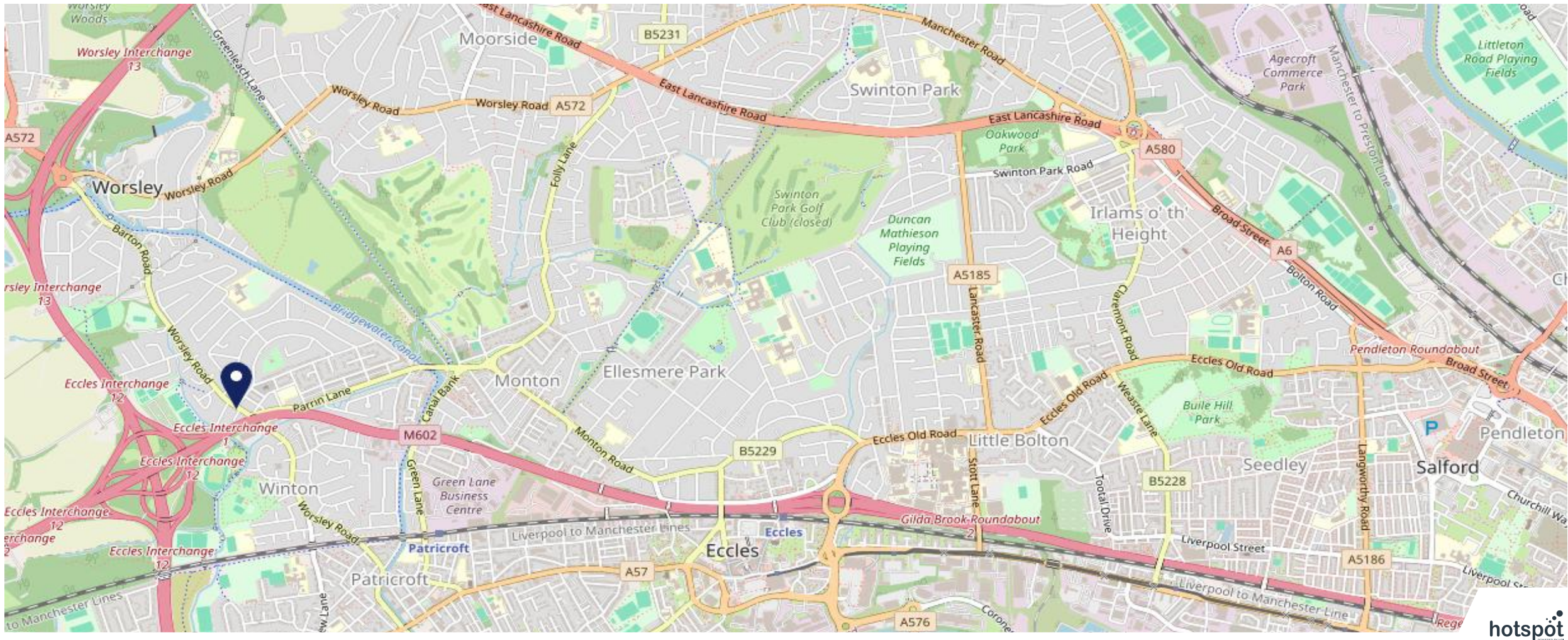
■ Egerton Arms M308HU



Map of Guest Origin

Where do customers of Egerton Arms M308HU come from?

Where do customers of Egerton Arms M308HU for 05/02/2025 - 25/02/2026 live

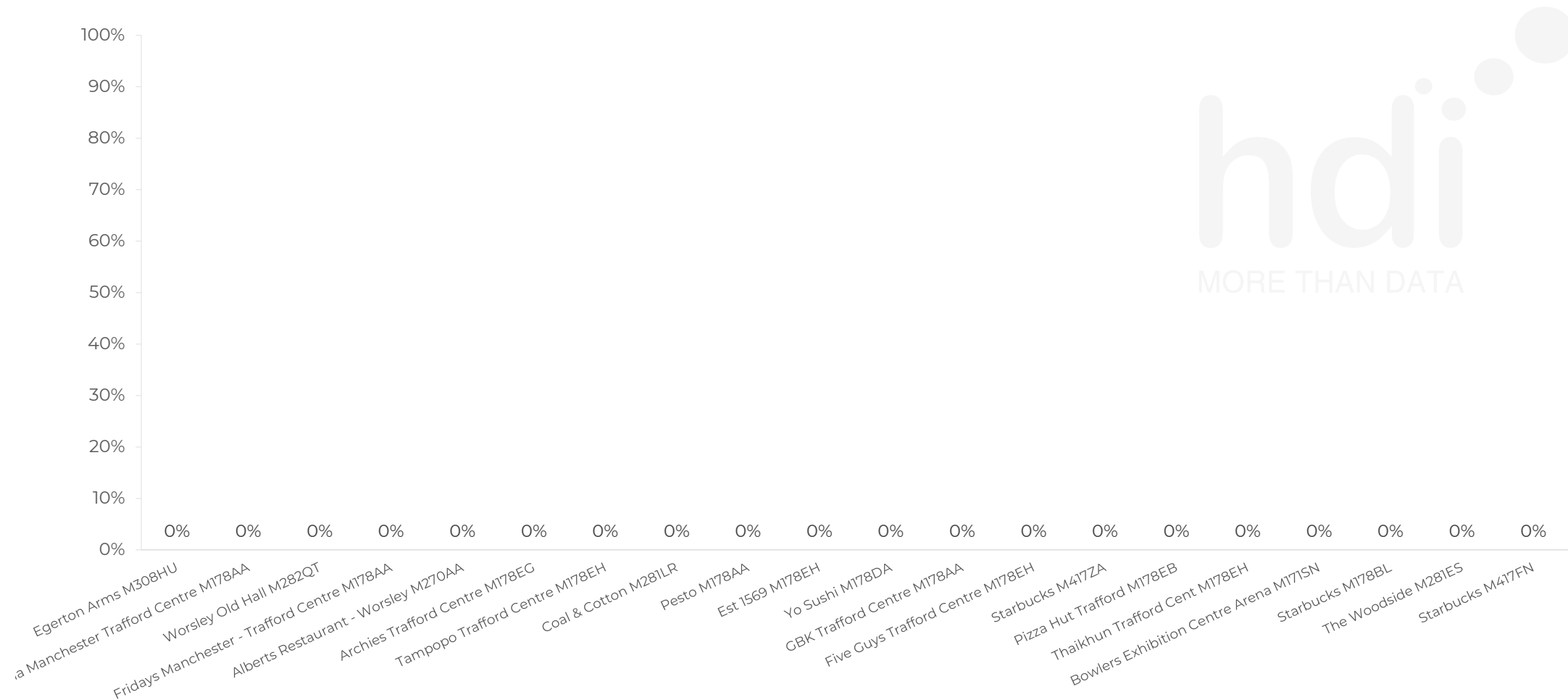




Share of Wallet

What are the Top 20 venues (by spend) that customers of Egerton Arms M308HU also visit?

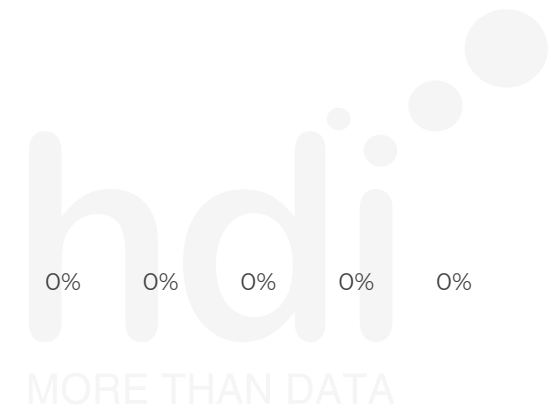
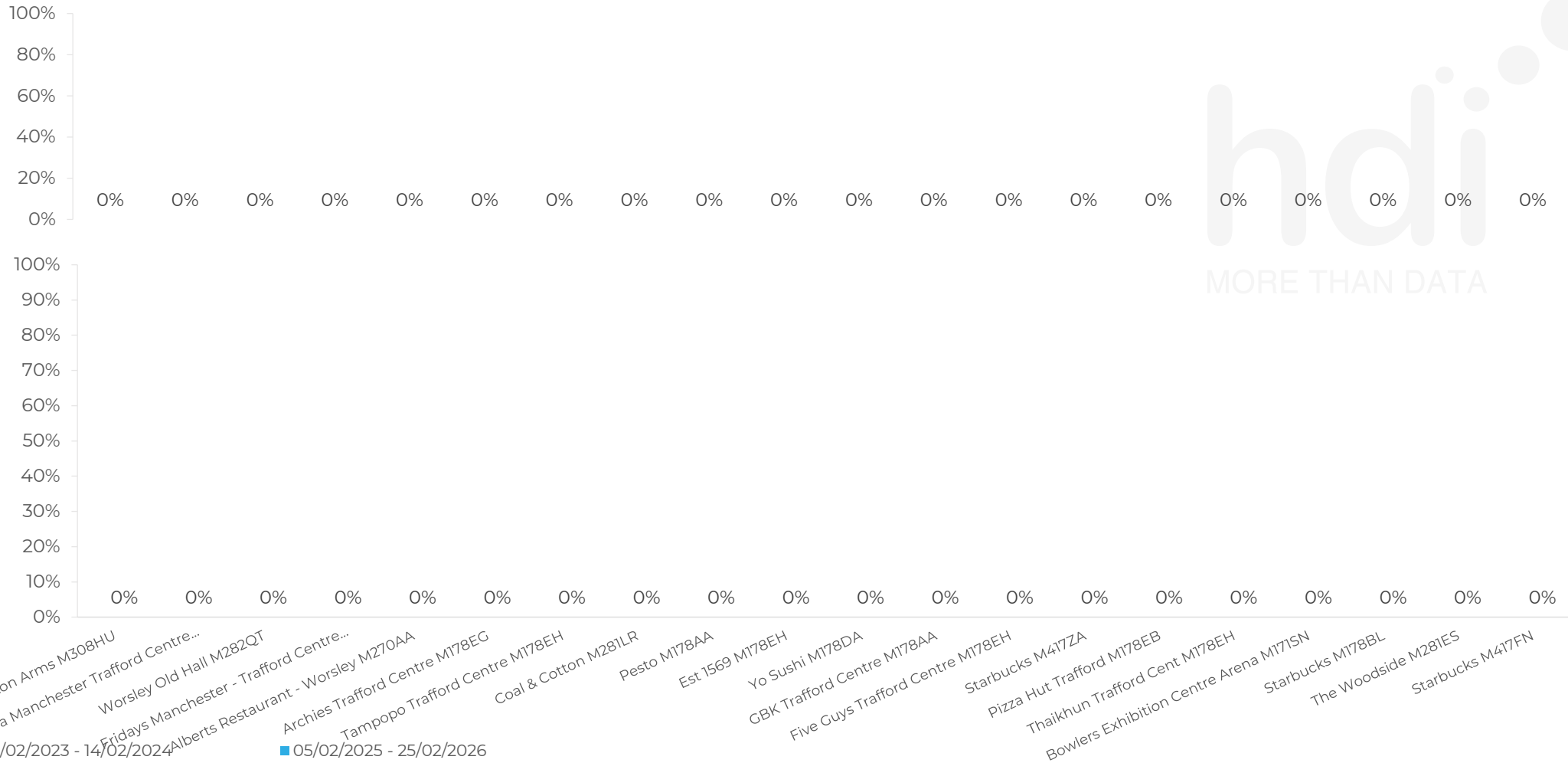
For customers of Egerton Arms M308HU, who are the top 20 competitors from 319 Chains in 3 Miles for 05/02/2025 - 25/02/2026 split by Venue





Share of Wallet Change

How has share of wallet of customers of Egerton Arms M308HU changed between two date ranges?





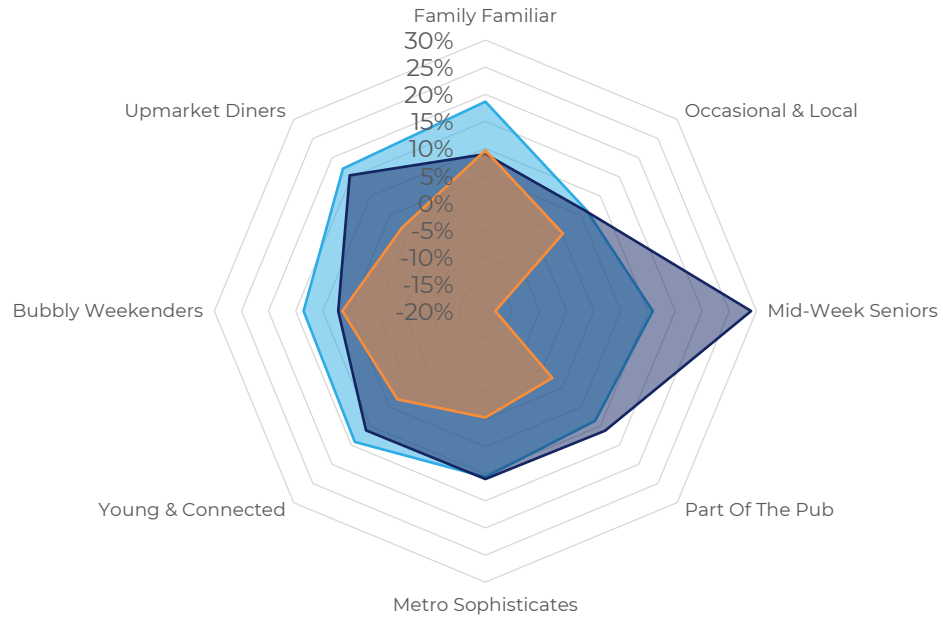
Market Summary

How does the local area for Egerton Arms M308HU compare to the national average (1 = low, 10 = high)

Data Type	Name	Spend in 250m	250m Spend vs National	Spend in 500m	500m Spend vs National	Spend in 1 mile	1 mile Spend vs National	Spend in 3 miles	3 mile Spend vs National
Total	Annual Sales	£42K	1	£624K	3	£48.39M	8	£424.12M	9
Weekpart	Mon - Thu	61.9%	10	24.7%	1	34.7%	1	42.9%	7
Weekpart	Fri - Sat	38.1%	3	58.1%	10	47.4%	9	41.5%	5
Weekpart	Sun	0.0%	1	17.2%	8	17.9%	9	15.7%	6
Age	18 to 24	1.9%	2	0.7%	1	3.6%	2	6.4%	5
Age	25 to 34	17.0%	3	19.3%	4	16.8%	3	18.3%	3
Age	35 to 44	23.7%	6	22.7%	5	23.7%	6	28.2%	10
Age	45 to 54	16.0%	2	27.0%	10	20.3%	6	19.4%	4
Age	55 to 64	34.3%	10	18.3%	7	20.5%	9	16.2%	7
Age	65 to 74	6.4%	5	9.9%	8	10.9%	9	8.0%	7
Age	75+	0.8%	3	2.2%	5	4.1%	8	3.5%	7
CAMEO	Business Elite	6.0%	5	4.5%	4	5.6%	5	4.7%	3
CAMEO	Prosperous Professionals	1.1%	1	0.6%	1	3.7%	3	4.1%	2
CAMEO	Flourishing Society	0.5%	1	2.9%	1	10.9%	5	7.2%	2
CAMEO	Content Communities	6.0%	1	3.1%	1	9.3%	2	10.0%	2
CAMEO	White Collar Neighbourhoods	9.9%	4	15.2%	9	14.2%	9	13.6%	9
CAMEO	Enterprising Mainstream	5.9%	4	4.8%	3	10.7%	8	10.2%	7
CAMEO	Paying The Mortgage	20.9%	9	27.5%	10	20.8%	9	19.9%	9
CAMEO	Cash Conscious Communities	11.4%	7	15.5%	9	9.2%	6	11.2%	7
CAMEO	On A Budget	18.9%	10	9.3%	8	8.3%	7	9.3%	8
CAMEO	Family Value	19.4%	10	16.6%	10	7.4%	8	9.7%	9
Affluence	AB	7.6%	1	8.0%	1	20.1%	3	16.0%	2
Affluence	C1C2	42.7%	4	50.6%	6	54.9%	8	53.7%	8
Affluence	DE	49.7%	10	41.4%	10	25.0%	7	30.3%	9



Mix of spend by customer segment in Punch site and local market



	Customer Count	Family Familiar	Occasional & Local	Mid-Week Seniors	Part Of The Pub	Metro Sophisticates	Young & Connected	Bubbly Weekenders	Upmarket Diners
Local Catchment	39942	18.64%	6.35%	10.88%	8.65%	10.61%	14.10%	13.54%	17.18%
Punch T&L	98639	8.97%	6.11%	29.02%	11.19%	10.98%	11.12%	7.15%	15.42%
Local Catchment vs Punch T&L		9.67%	0.24%	-18.14%	-2.54%	-0.37%	2.98%	6.39%	1.76%