



### Site Summary



## Nelson Butt PE235JT

PE235JT

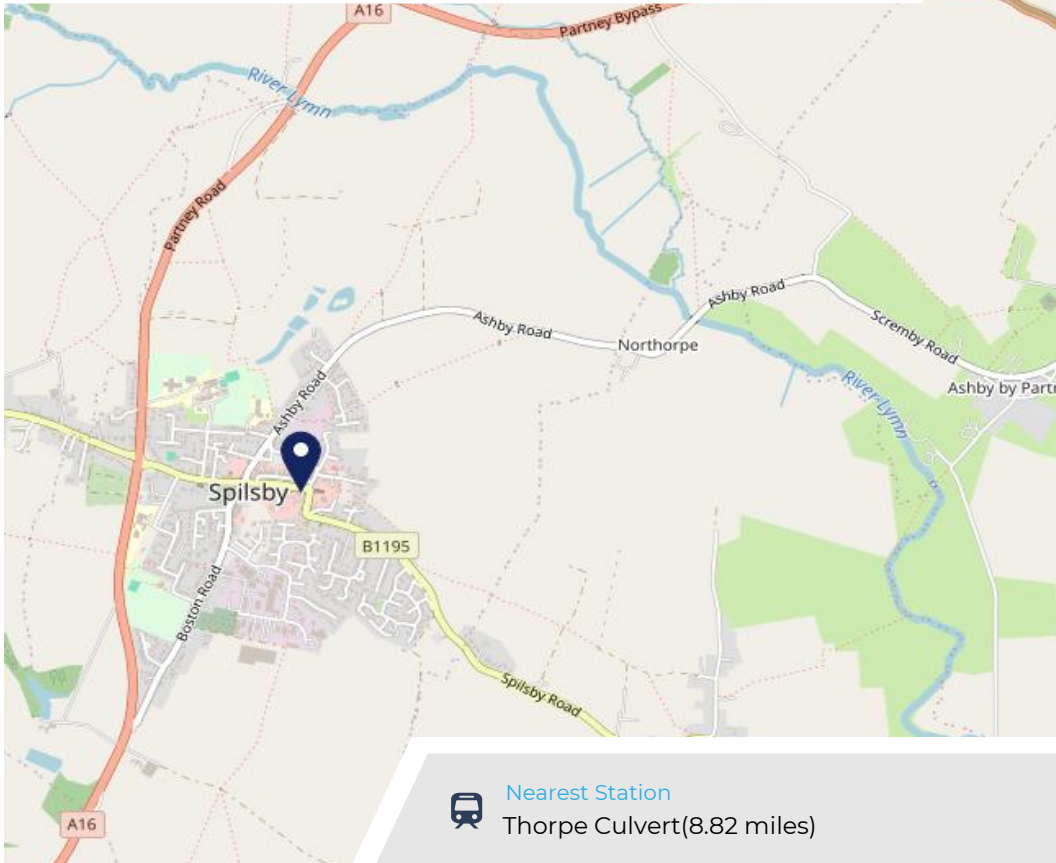
Pub Restaurant

**Work Area**  
Skegness and Louth

**Region**  
East Midlands

**TV Region**  
Yorkshire

**Urbanicity**  
Rural town and fringe in a s



ATV  
**£15.55**



Gender  
**55.83%**  
Female



Affluence  
**57.88%**  
Middle Income



Segmentation  
**27.36%**  
White Collar Neighbourhoods



Age Group  
**31.72%**  
55 to 64



Visit Day  
**28.74%**  
Fri

#### Top Competitors

Red Lion  
PE235JT  
 Pub / Bar **#1**

White Hart  
PE235JP  
 Restaurant **#2**

Cooplands Bakery  
PE235JH  
 Cooplands Bakery **#3**

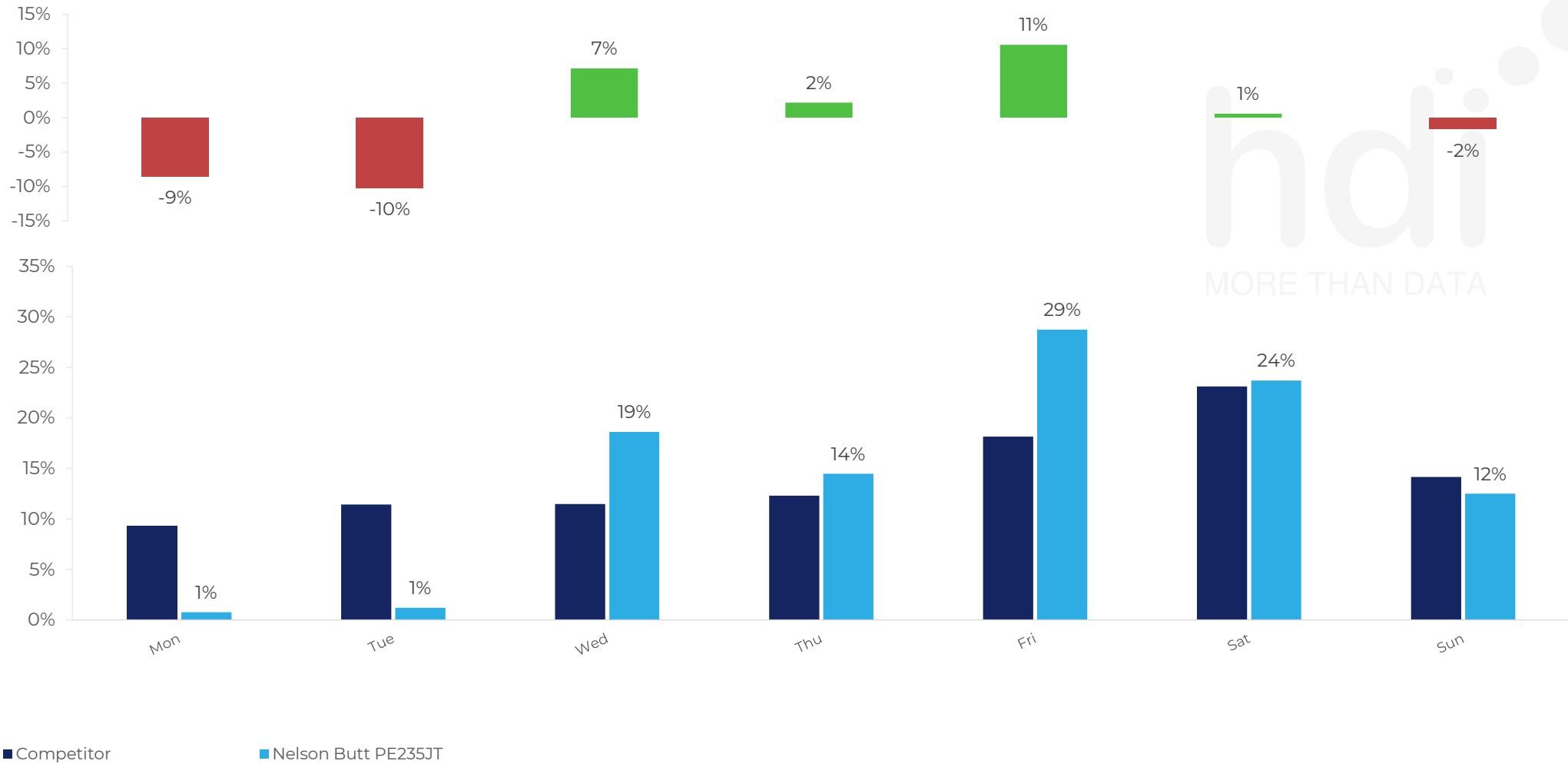


**Nearest Station**  
Thorpe Culvert(8.82 miles)

Spend by Weekpart

How is customer spend distributed throughout the week for Nelson Butt PE235JT versus its competitors?

% of spend for Nelson Butt PE235JT and 319 Chains in 3 Miles from 05/02/2025 - 01/04/2026 split by Day of Week

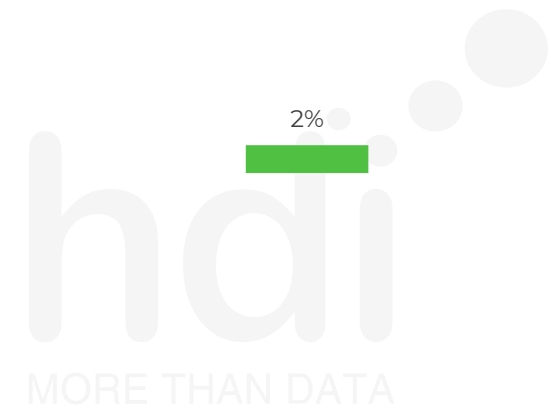
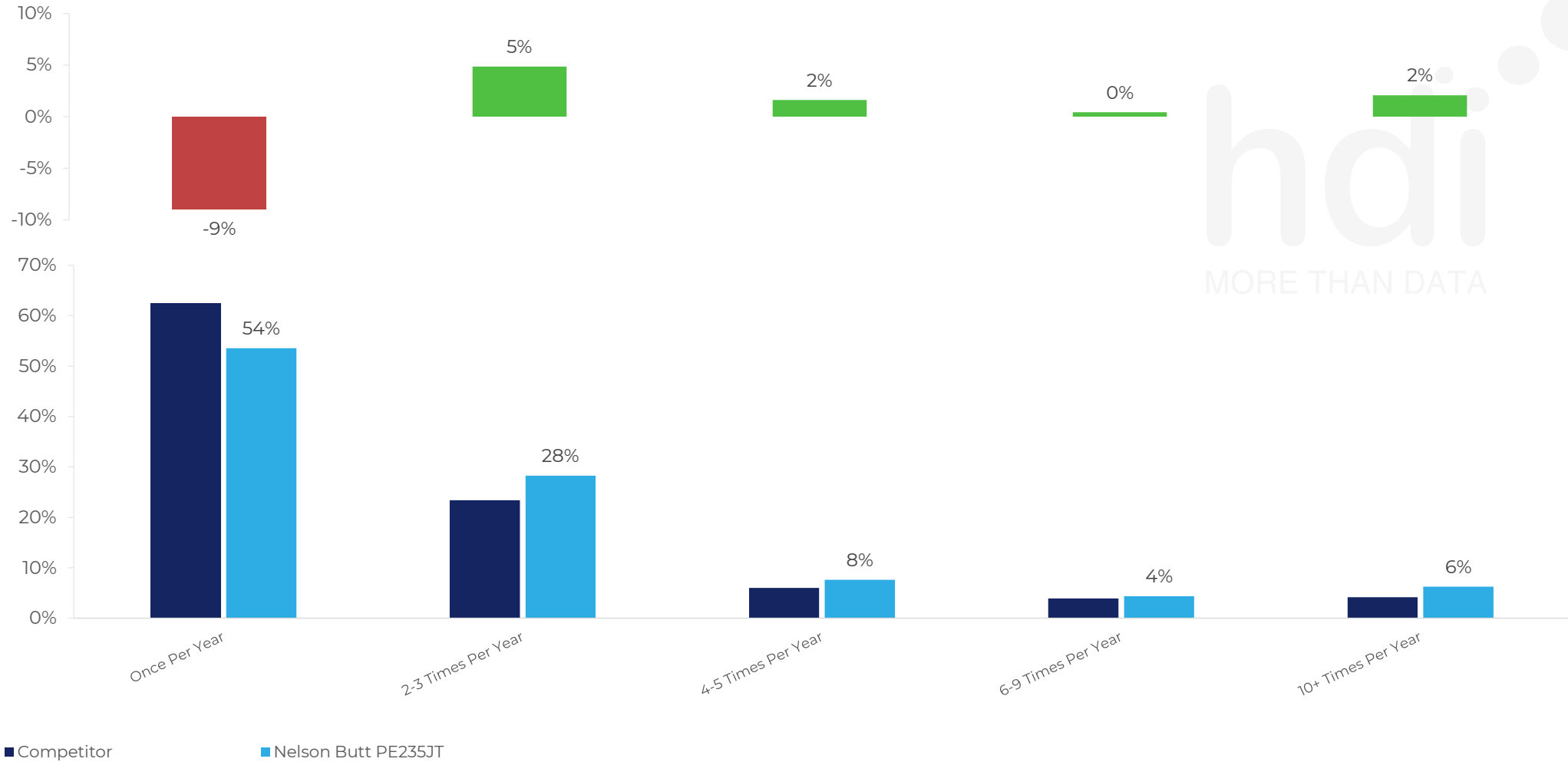




Visit Frequency

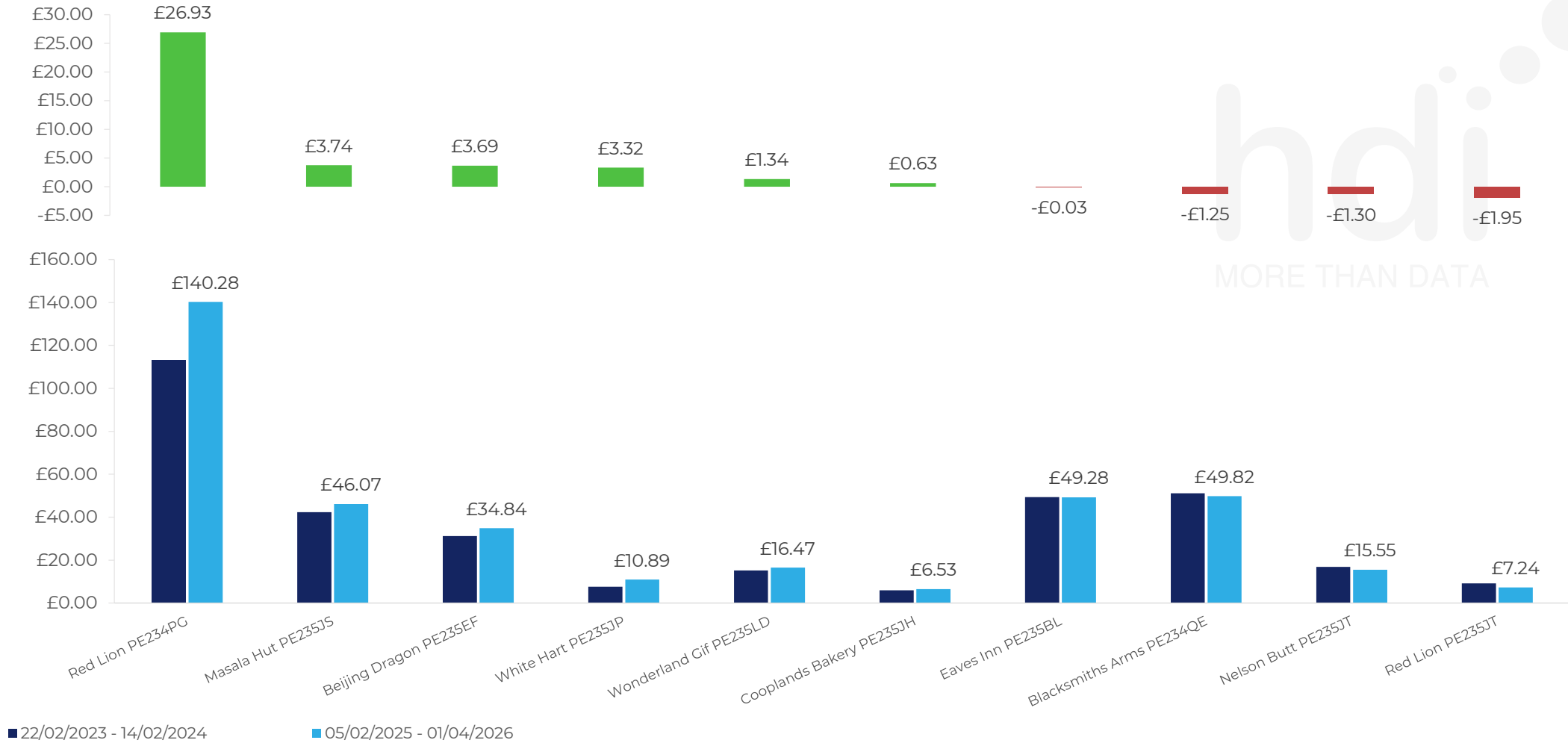
How frequently per year do customers visit Nelson Butt PE235JT versus its competitors?

% of customer numbers for Nelson Butt PE235JT and 319 Chains in 3 Miles from 05/02/2025 - 01/04/2026 and the number of visits made Per Annum



ATV Change

How has ATV changed between two date ranges?

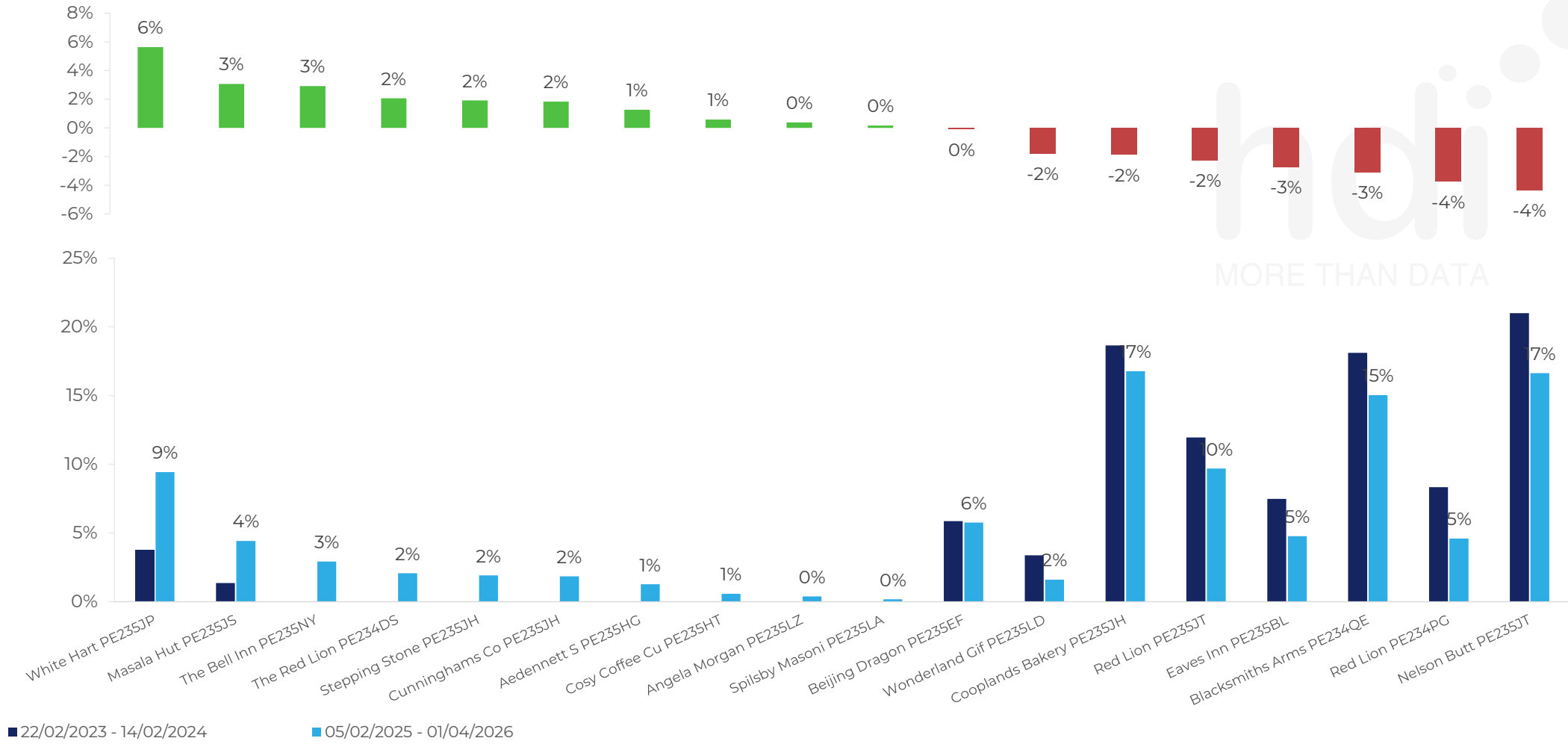




Market Share Change

How has market share changed between two date ranges?

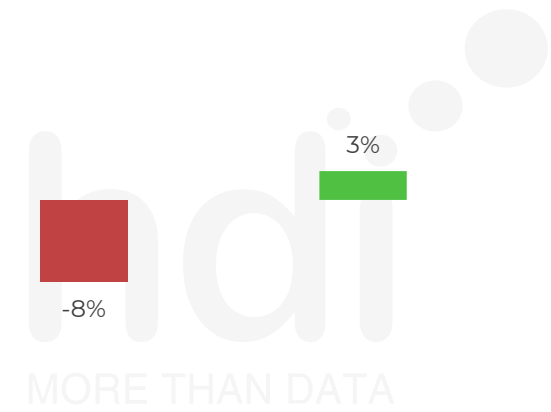
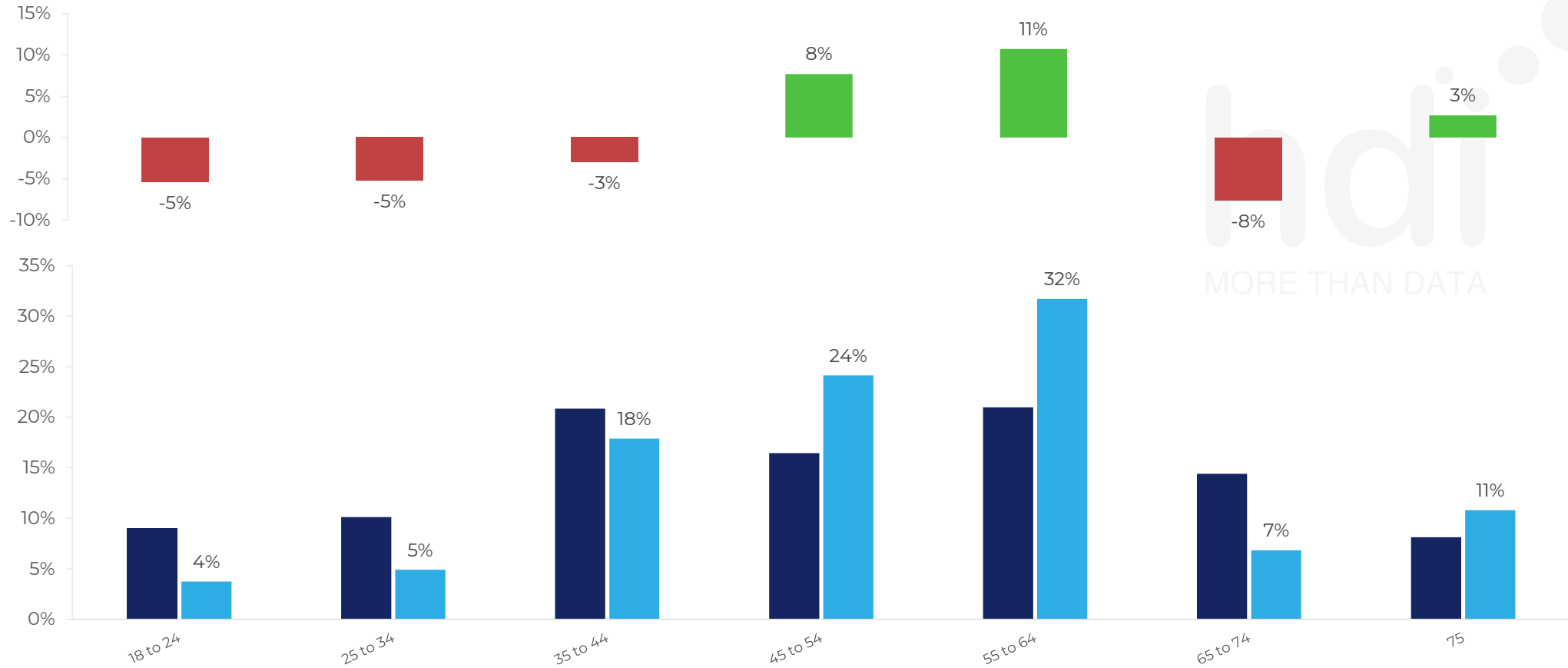
% of market share spend for Nelson Butt PE235JT and 319 Chains in 3 Miles from 05/02/2025 - 01/04/2026



Age

How does the age profile of customers who visit Nelson Butt PE235JT compare versus its competitors?

% of spend for Nelson Butt PE235JT and 319 Chains in 3 Miles from 05/02/2025 - 01/04/2026 split by Age Range



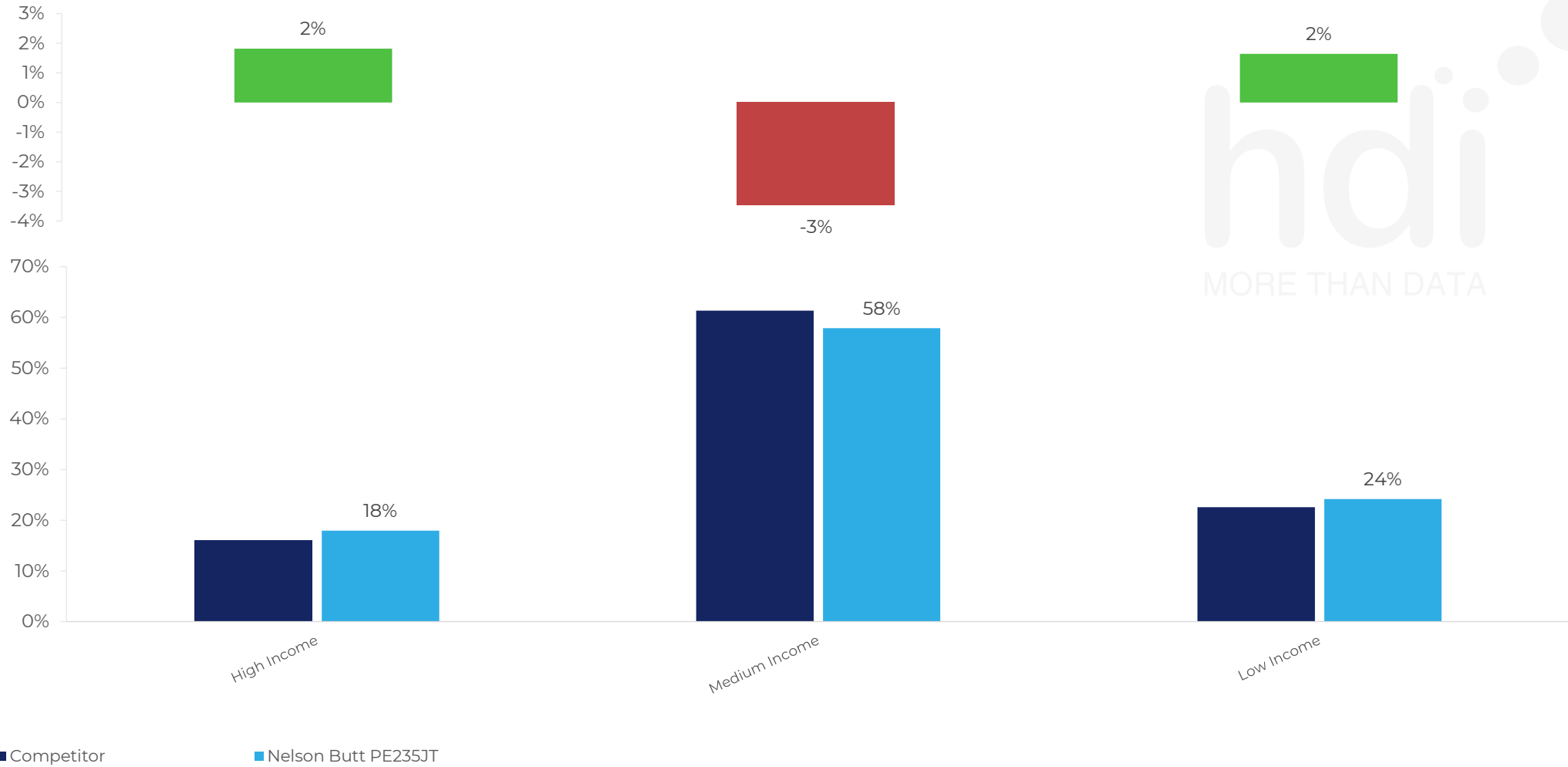
■ Competitor

■ Nelson Butt PE235JT

Affluence

How does the affluence of customers who visit Nelson Butt PE235JT compare versus its competitors?

% of spend for Nelson Butt PE235JT and 319 Chains in 3 Miles from 05/02/2025 - 01/04/2026 split by Affluence

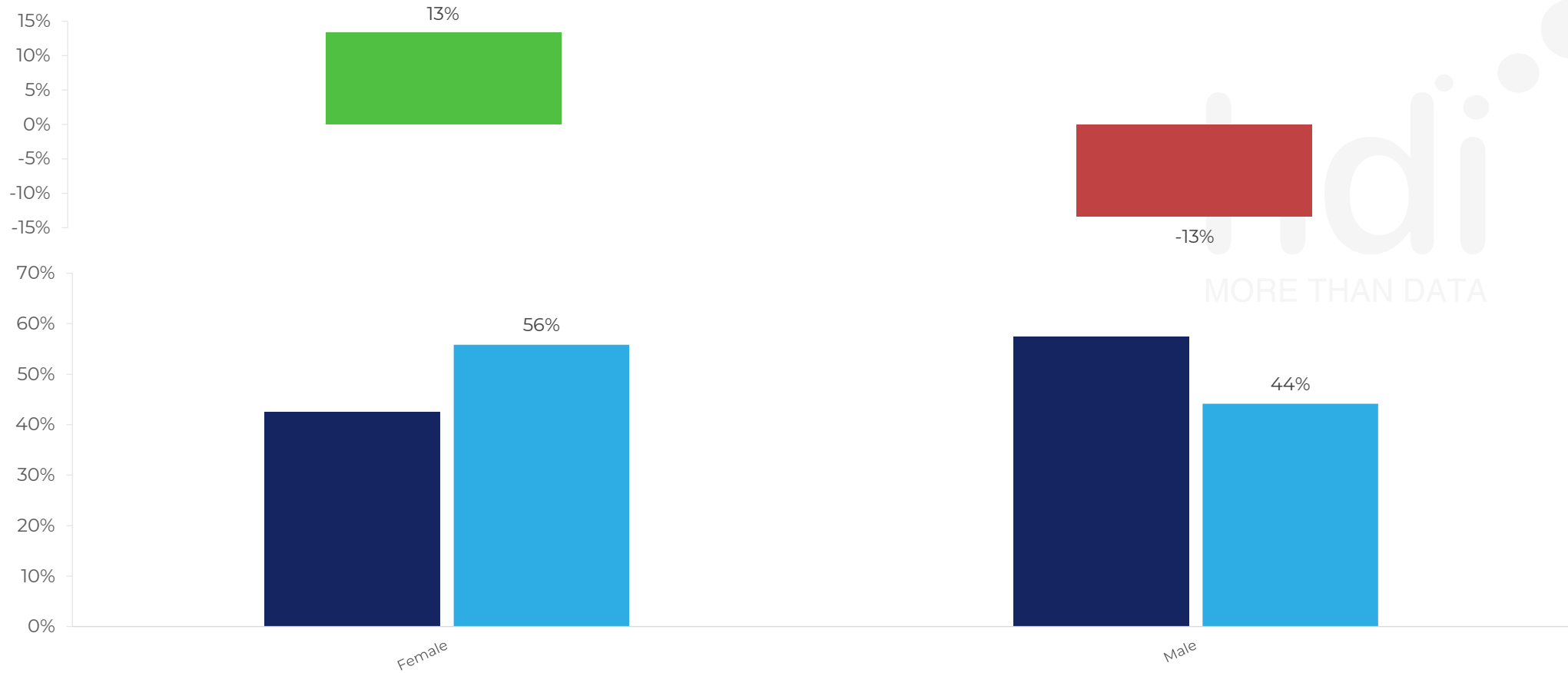




### Gender

How does the gender profile of customers who visit Nelson Butt PE235JT compare versus its competitors?

% of spend for Nelson Butt PE235JT and 319 Chains in 3 Miles from 05/02/2025 - 01/04/2026 split by Gender



■ Competitor

■ Nelson Butt PE235JT

# SEGMENT SNAPSHOTS

## 1 – Family Familiar

- Value-oriented family groups who are particularly prevalent in the Midlands and the North.
- These customers more regularly visit McDonalds or Nandos or order Just Eat but do occasionally use suburban pubs for eating – particularly on a Sunday.
- Great value is essential with menu preferences for grilled meat, the kids menu and soft drinks.



## 2 – Occasional & Local

- Occasional & Local are lower frequency habitual drink-led customers.
- These value-oriented customers typically drink in lower priced suburban locations midweek.
- Occasional & Local favour recognised mainstream drinks brands such as Carling, Fosters, John Smiths or Smirnoff.



## 3 – Mid-week Seniors

- Mid-week Grey Social customers are older customers who prefer a peaceful pub – typically visiting midweek daytime and often avoiding busy events.
- These customers are of varying affluence.
- They prefer classic menu items such as fish and chips and hunters chicken with a lean towards cask ale, hot drinks and wines.



## 4 – PART OF THE PUB

- Part of the Pub customers are very habitual value-oriented drink-led customers.
- They drink in their local pub during the week with a preference for mainstream draught (Carling, Fosters, John Smiths, Strongbow) and recognised brands such as Bud, Smirnoff and Jamesons.
- These customers are more likely to visit betting shops, off licences and watch live football.



## 5 – METRO SOPHISTICATES

- Metro Sophisticates are younger, more affluent guests often found in and around larger cities.
- These customers favour more premium venues and tend to make healthier, more ethical choices.
- Living active lives, Metro Sophisticates will choose more premium brands such as Neck Oil, Fever Tree and Bombay Sapphire. They're interested in vegetarian / vegan menu options.



## 6 – YOUNG & CONNECTED

- Young & Connected customers are typically younger, less affluent customers. They favour branded businesses and have high online usage
- They tend to use lower-priced pubs in high street locations with a preference for spirits, cocktails, shots and burgers in Punch sites.
- Young & Connected customers are responsive to events in the pub, e.g. live sport, bank holidays.



## 7 - Bubbly Weekenders

- Bubbly Weekenders are slightly health-conscious younger customers who confine their pub use to high street venues at the weekend.
- Disproportionately female, Bubbly Weekenders favour spirits, cocktails and shots when in Punch sites.
- If eating, they've an interest in vegetarian / vegan dishes and have a preference for chicken burgers.



## 8 – UPMARKET DINERS

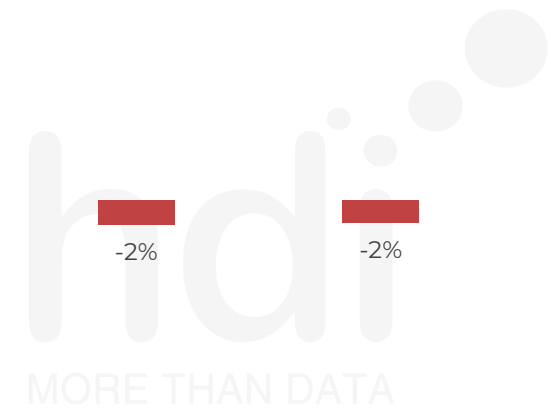
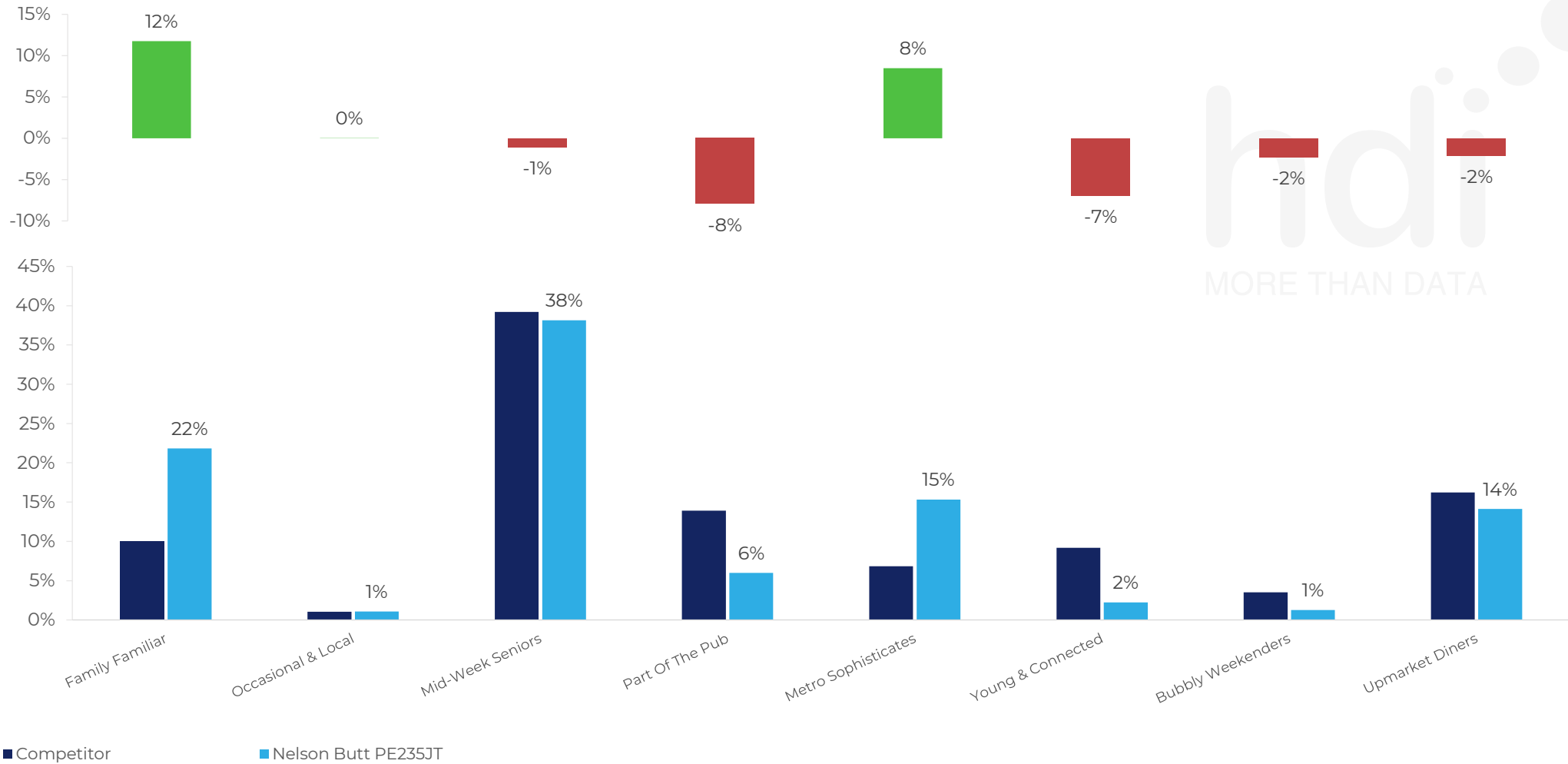
- Upmarket Diners are affluent, older guests who tend to visit higher-priced rural pubs during the daytime (often Sunday) for food.
- These active customers make healthy, ethical choices and aren't overly price conscious.
- When with Punch, Upmarket Diners are more likely to buy a roast or a special. If buying drinks, they lean towards wine, hot drinks and softs.



Punch Segmentation

How does the Custom segmentation profile of customers who visit Nelson Butt PE235JT compare versus its competitors?

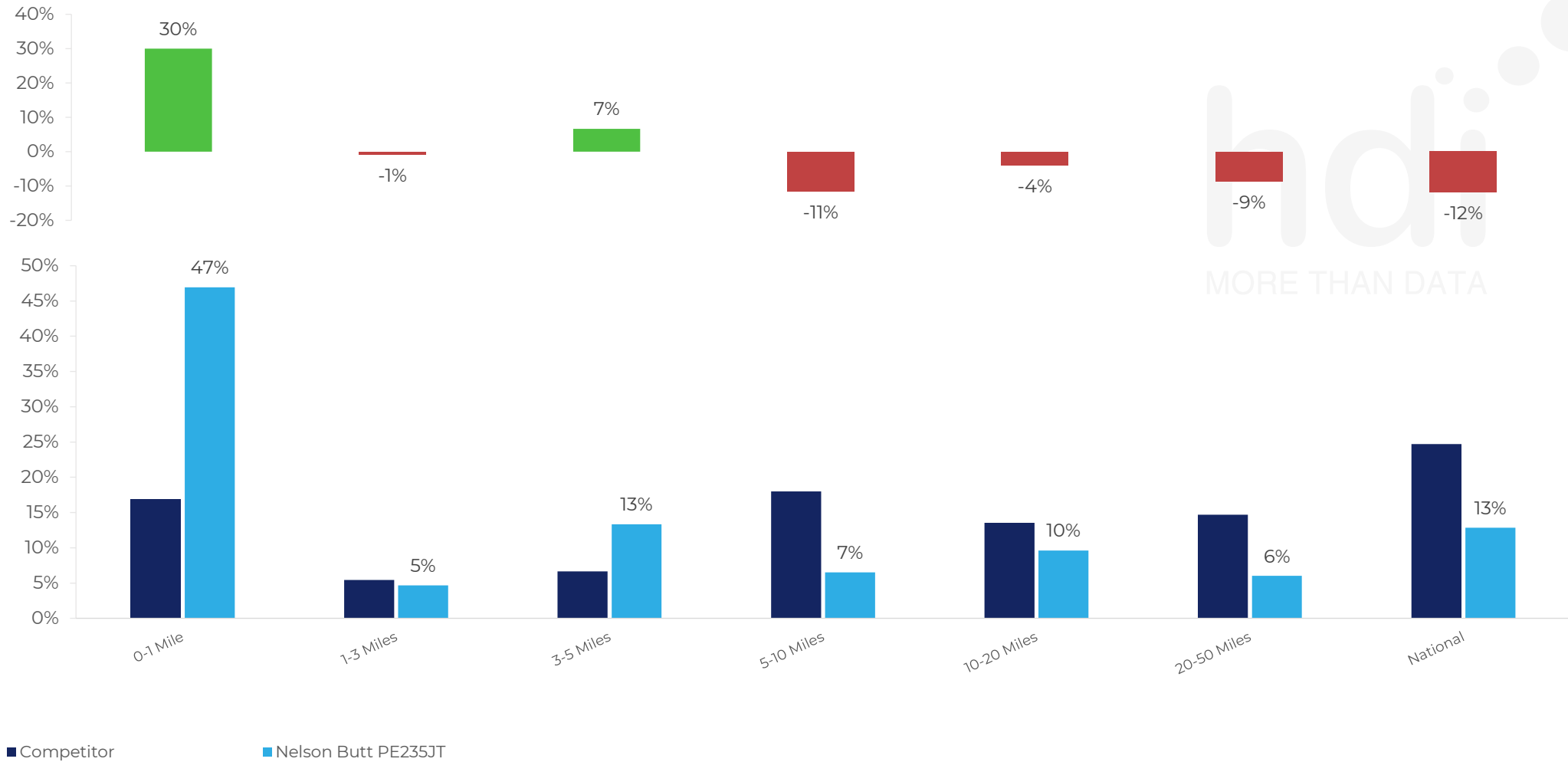
% of spend for Nelson Butt PE235JT and 319 Chains in 3 Miles from 05/02/2025 - 01/04/2026 split by Segment



Spend by Distance

How does the spend profile of Nelson Butt PE235JT compare versus its competitors based on travel distances?

% of spend for Nelson Butt PE235JT and 319 Chains in 3 Miles from 05/02/2025 - 01/04/2026 split by Distance travelled

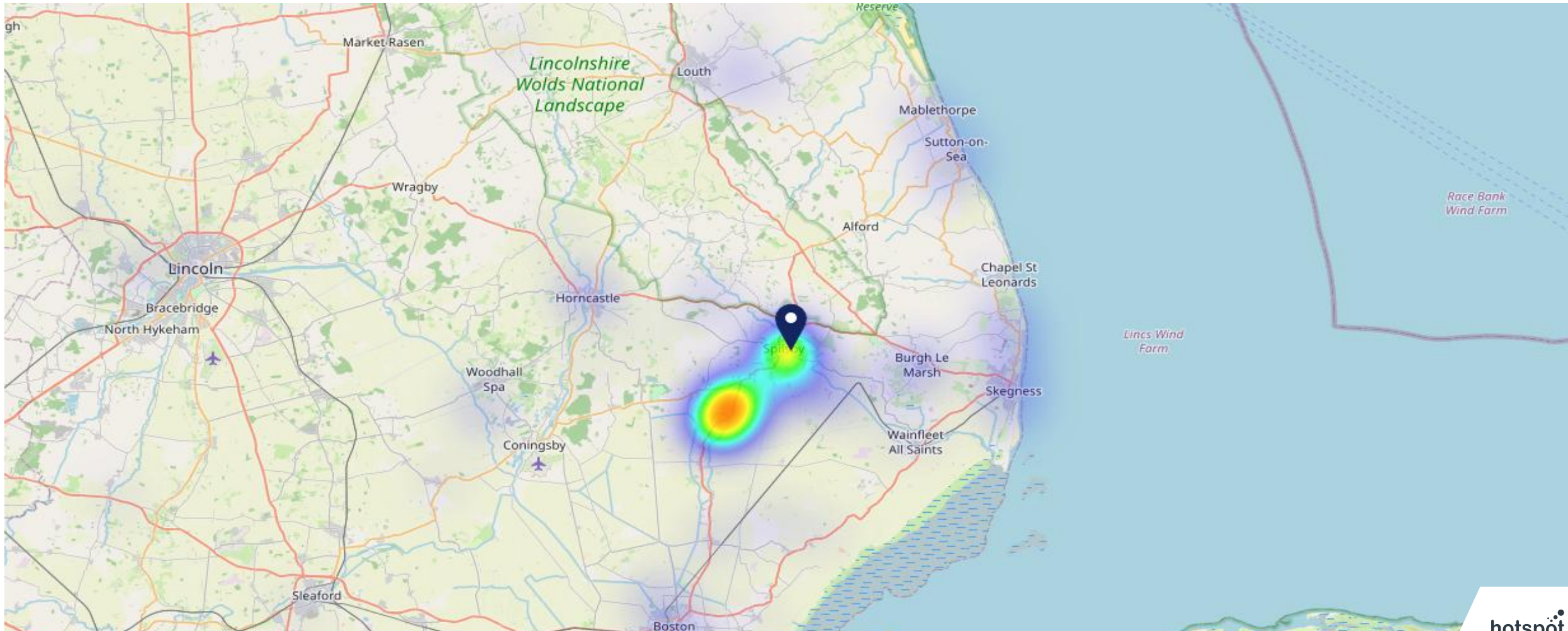




### Map of Guest Origin

Where do customers of Nelson Butt PE235JT come from?

Where do customers of Nelson Butt PE235JT for 05/02/2025 - 01/04/2026 live

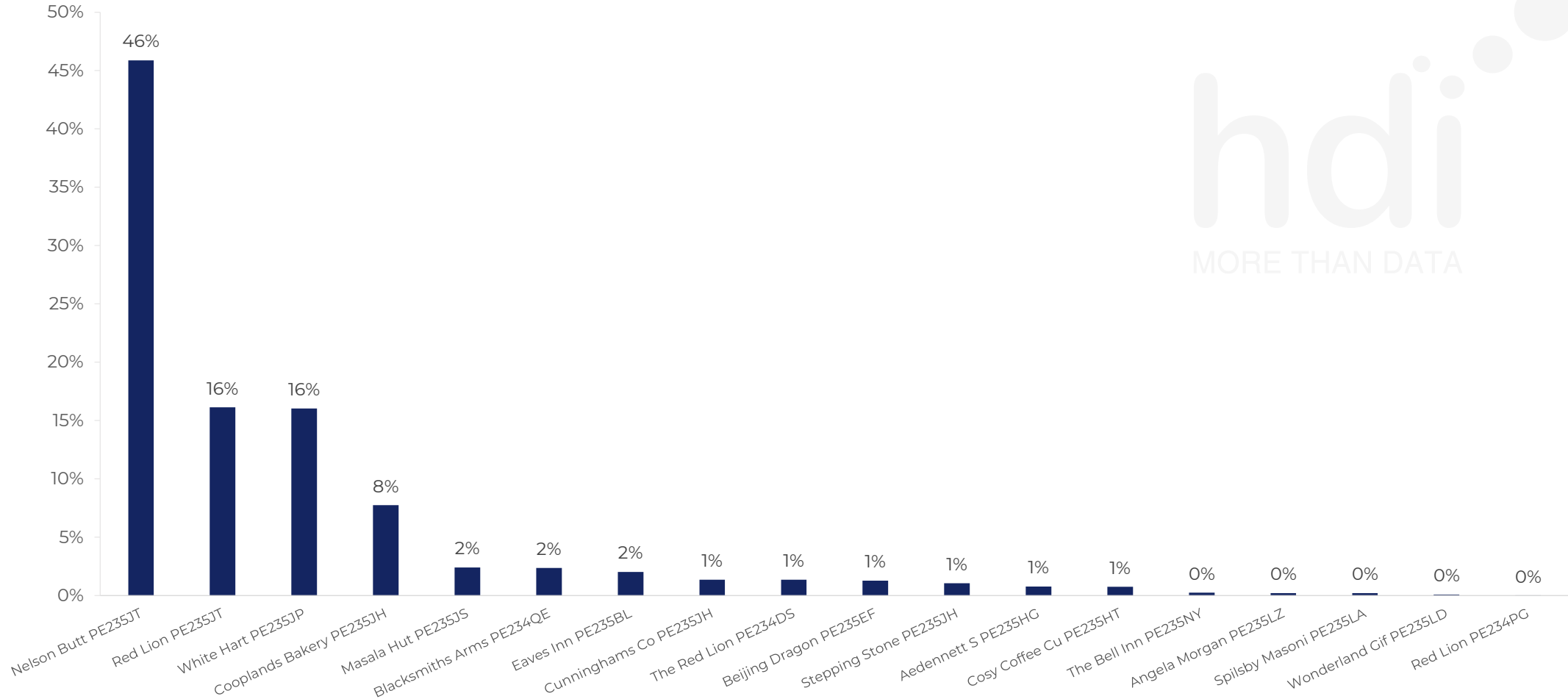




Share of Wallet

What are the Top 20 venues (by spend) that customers of Nelson Butt PE235JT also visit?

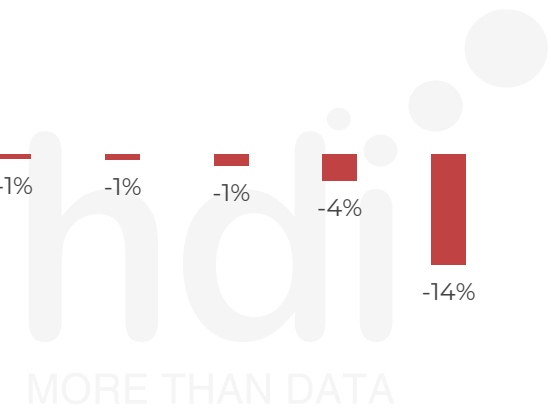
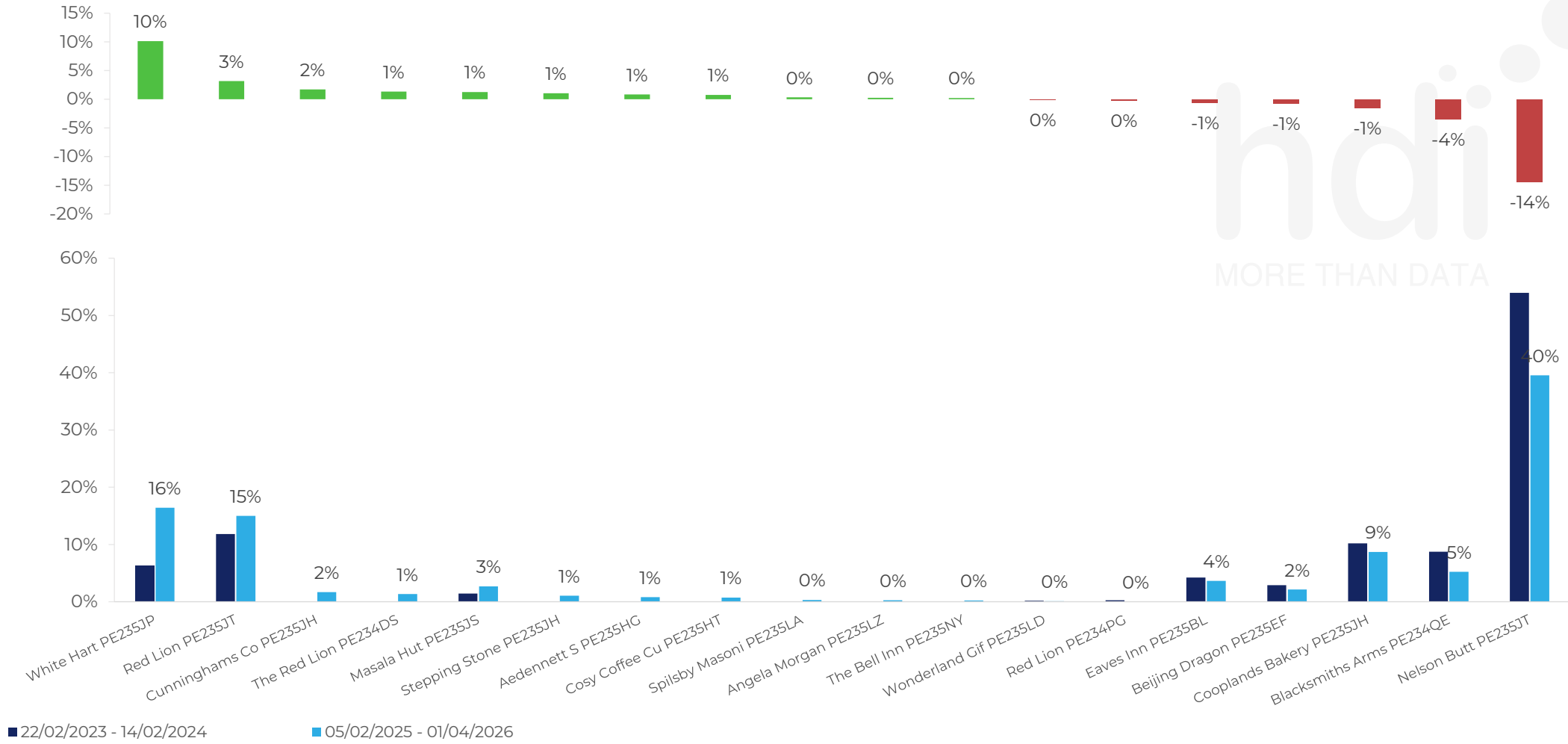
For customers of Nelson Butt PE235JT, who are the top 20 competitors from 319 Chains in 3 Miles for 05/02/2025 - 01/04/2026 split by Venue





Share of Wallet Change

How has share of wallet of customers of Nelson Butt PE235JT changed between two date ranges?





## Market Summary

How does the local area for Nelson Butt PE235JT compare to the national average (1 = low, 10 = high)

Data Type	Name	Spend in 250m	250m Spend vs National	Spend in 500m	500m Spend vs National	Spend in 1 mile	1 mile Spend vs National	Spend in 3 miles	3 mile Spend vs National
Total	Annual Sales	£1.19M	5	£1.30M	4	£1.34M	2	£1.83M	1
Weekpart	Mon - Thu	50.7%	9	49.7%	10	49.2%	10	45.5%	9
Weekpart	Fri - Sat	43.7%	5	44.4%	6	44.2%	7	43.8%	7
Weekpart	Sun	5.6%	1	5.9%	1	6.6%	1	10.7%	1
Age	18 to 24	10.6%	8	9.8%	8	9.5%	8	8.0%	6
Age	25 to 34	10.6%	1	10.3%	1	10.2%	1	9.6%	1
Age	35 to 44	19.8%	3	19.8%	3	19.6%	2	18.1%	1
Age	45 to 54	17.7%	3	17.5%	3	17.8%	2	17.5%	2
Age	55 to 64	23.4%	9	23.0%	10	22.9%	10	24.0%	10
Age	65 to 74	9.2%	8	10.0%	8	10.5%	9	13.6%	10
Age	75+	8.7%	10	9.6%	10	9.5%	10	9.2%	10
CAMEO	Business Elite	0.6%	1	0.5%	1	0.7%	1	1.1%	1
CAMEO	Prosperous Professionals	3.0%	3	3.4%	3	3.6%	3	4.6%	3
CAMEO	Flourishing Society	10.0%	4	11.5%	5	11.9%	5	11.1%	4
CAMEO	Content Communities	8.0%	2	8.3%	2	8.8%	2	9.5%	2
CAMEO	White Collar Neighbourhoods	19.6%	10	18.4%	10	18.1%	10	15.0%	9
CAMEO	Enterprising Mainstream	23.7%	10	23.7%	10	23.2%	10	23.9%	10
CAMEO	Paying The Mortgage	5.0%	1	5.2%	1	5.5%	1	10.2%	3
CAMEO	Cash Conscious Communities	19.6%	10	18.6%	10	18.1%	10	14.7%	10
CAMEO	On A Budget	4.4%	3	4.4%	3	4.3%	3	4.7%	2
CAMEO	Family Value	6.2%	8	6.0%	8	5.8%	8	5.3%	7
Affluence	AB	13.6%	2	15.4%	3	16.1%	2	16.8%	2
Affluence	C1C2	56.2%	8	55.7%	8	55.6%	9	58.5%	10
Affluence	DE	30.2%	8	29.0%	8	28.3%	8	24.7%	7